



US00D439645S

(12) **United States Design Patent**
Zemp et al.

(10) **Patent No.:** **US D439,645 S**

(45) **Date of Patent:** **** Mar. 27, 2001**

(54) **AIR PURIFYING UNIT AND/OR AIR HUMIDIFYING UNIT**

D. 374,070 * 9/1996 Tomasiak et al. D23/356
D. 402,744 * 12/1998 Zuege D23/356
5,332,425 * 7/1994 Huang 96/97

(75) Inventors: **Werner Zemp**, Gockhausen; **Mart Hürlimann**, Steinhausen; **Peter Wirz**, Meggen, all of (CH)

* cited by examiner

(73) Assignee: **Plaston AG Kunststoffwerk Hans Frei & Soyne**, Widnau (CH)

Primary Examiner—Lisa Lichtenstein

(74) *Attorney, Agent, or Firm*—Notaro & Michalos P.C.

(**) Term: **14 Years**

(57) **CLAIM**

(21) Appl. No.: **29/106,393**

The ornamental design for an air purifying unit and/or air humidifying unit, as shown and described.

(22) Filed: **Jun. 15, 1999**

DESCRIPTION

(30) **Foreign Application Priority Data**

Jan. 2, 1999 (XH) DM/046 553

(51) **LOC (7) Cl.** **23-04**

(52) **U.S. Cl.** **D23/356; D23/364; D23/328**

(58) **Field of Search** **D23/356-364, D23/328; 422/122; 261/DIG. 65, 91; 96/97**

FIG. 1 is a front, top, right side perspective view of an air purifying and/or humidifying unit showing our new design; FIG. 2 is a right side elevational view thereof; FIG. 3 is a front side elevational view thereof; FIG. 4 is a left side elevational view thereof; FIG. 5 is a rear elevational view thereof; FIG. 6 is a top plan view thereof; and, FIG. 7 is a bottom plan view thereof.

(56) **References Cited**

U.S. PATENT DOCUMENTS

D. 349,566 * 8/1994 O'Grady D23/364

1 Claim, 2 Drawing Sheets






FIG. 1



FIG. 2




FIG. 3




FIG. 4




FIG. 5




FIG. 6




FIG. 7

