



US00D439640S

(12) **United States Design Patent**
Casden et al.

(10) **Patent No.:** **US D439,640 S**

(45) **Date of Patent:** **** *Mar. 27, 2001**

(54) **REVERSIBLY INSTALLABLE SHOWER ENCLOSURE**

Primary Examiner—Doris Clark
(74) *Attorney, Agent, or Firm*—Siegmar Silber, Esq.

(75) Inventors: **Henry J. Casden**, Wyckoff; **John P. Veras**, Westwood, both of NJ (US)

(57) **CLAIM**

(73) Assignee: **Duschqueen, Inc.**, Wyckoff, NJ (US)

The ornamental design for a reversibly installable shower enclosure, as shown and described.

(*) Notice: This patent is subject to a terminal disclaimer.

DESCRIPTION

(**) Term: **14 Years**

(21) Appl. No.: **29/107,917**

FIG. 1 is a perspective view of a reversibly installable shower enclosure, shown mounted in the right-hand hinged configuration;

(22) Filed: **Jul. 15, 1999**

FIG. 2 is a front elevational view of FIG. 1;

(51) **LOC (7) Cl.** **23-02**

FIG. 3 is a rear elevational view of FIG. 1;

(52) **U.S. Cl.** **D23/304**

FIG. 4 is a top plan view of FIG. 1;

(58) **Field of Search** D23/283, 277-280.4, D23/303-311; 4/612, 596, 607, 610, 557, 614, 584, 608, 609, 600; 52/207, 217

FIG. 5 is a side elevational view of FIG. 1; and,

FIG. 6 is a similar perspective view to FIG. 1, but with the invention shown mounted in the left-hand configuration.

(56) **References Cited**

U.S. PATENT DOCUMENTS

D. 204,126	*	3/1966	Brenner	D23/293
D. 352,548	*	11/1994	Pinsky et al.	D23/283
5,070,549	*	12/1991	Campe	4/596
5,426,900	*	6/1995	Springer	52/79.1
5,480,199	*	1/1996	Husting	4/607

As the top and bottom plan views are identical only one is shown. Further, it is noted that as the right side and left side elevational views are mirror images of one another only one is shown. No additional information would be added hereto by showing the various views of the FIG. 6 configuration.

The broken lines are for illustrative purposes only and form no part of the claimed design.

* cited by examiner

1 Claim, 4 Drawing Sheets

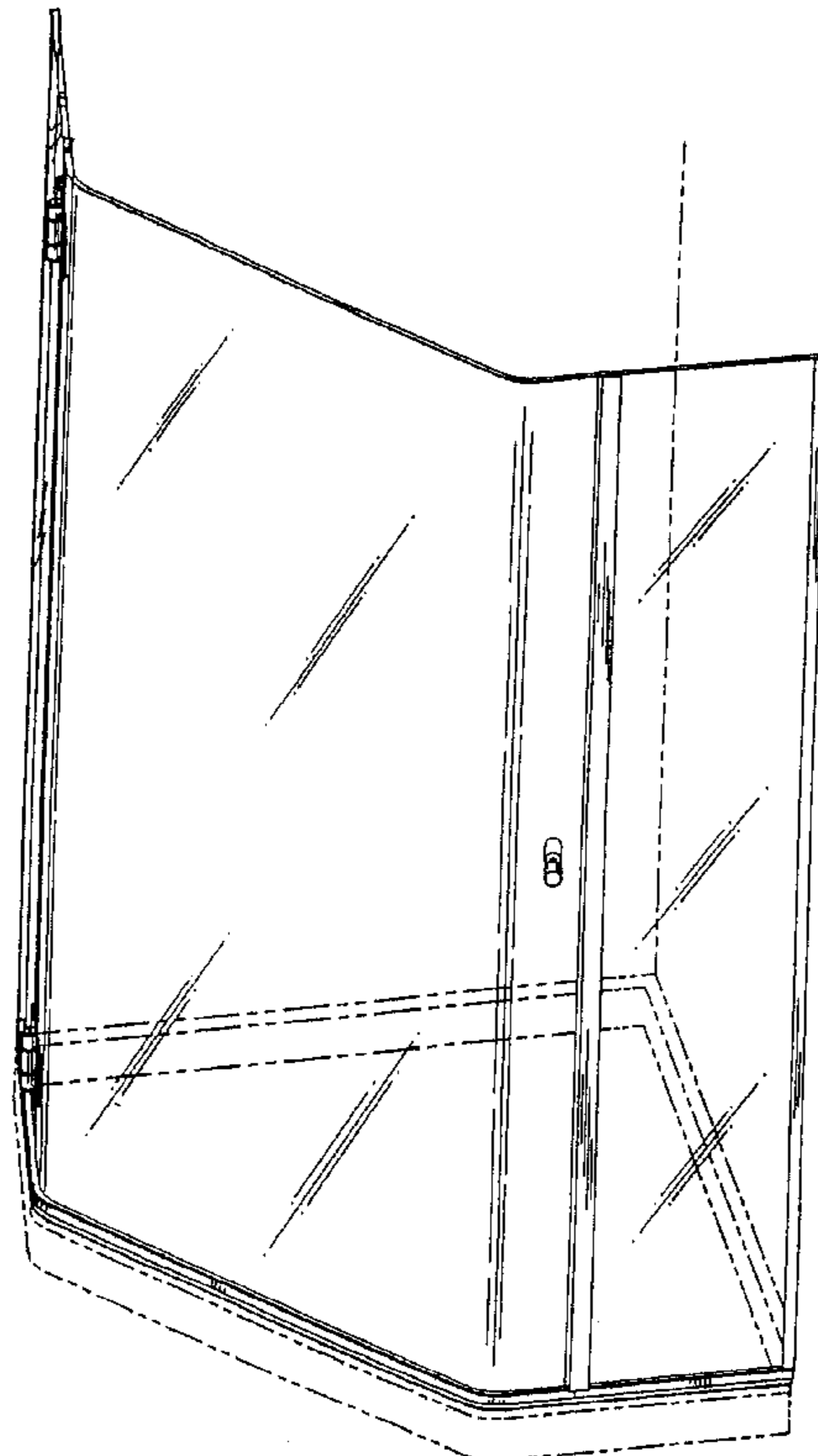


FIG. 1

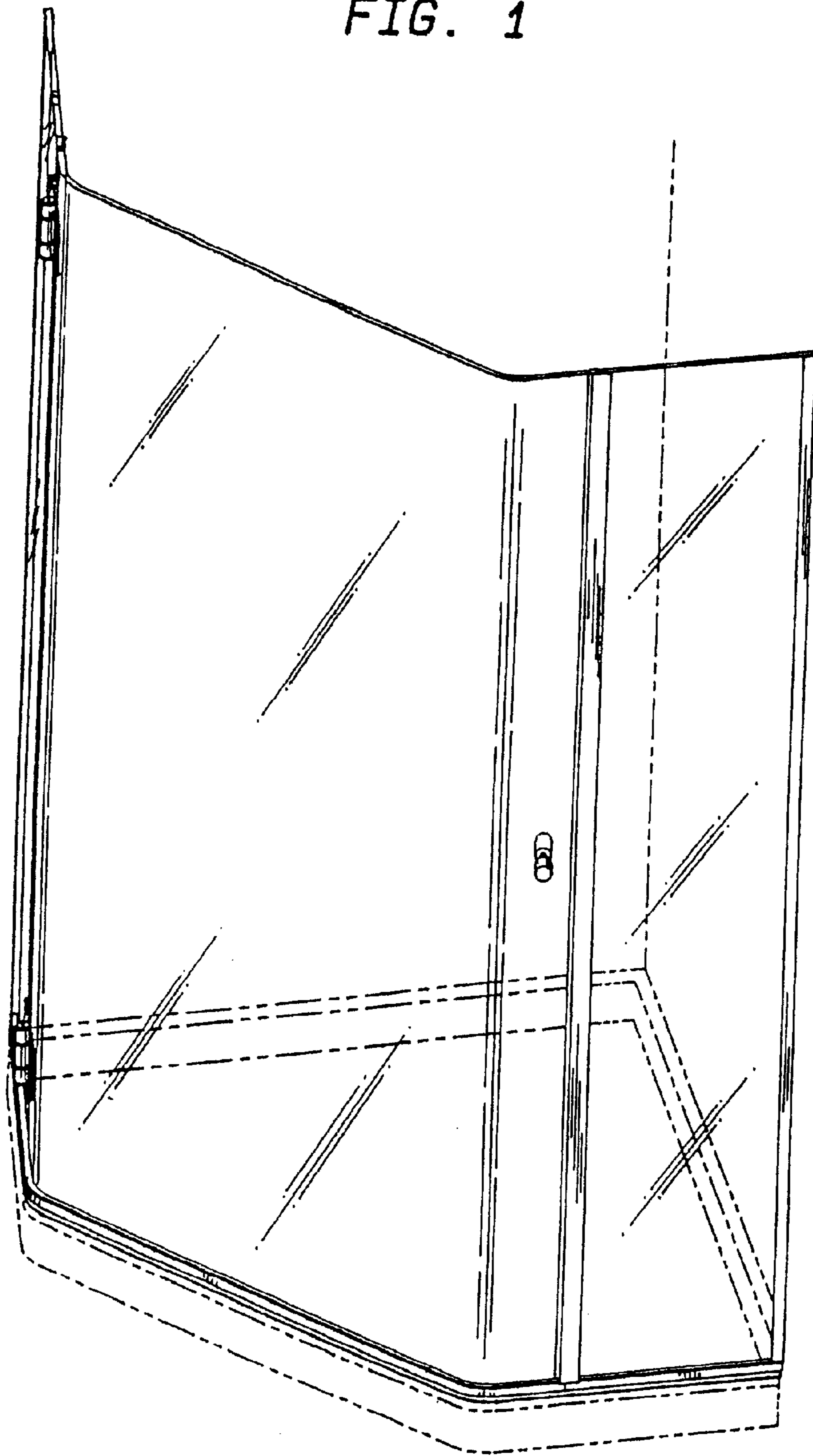


FIG. 2

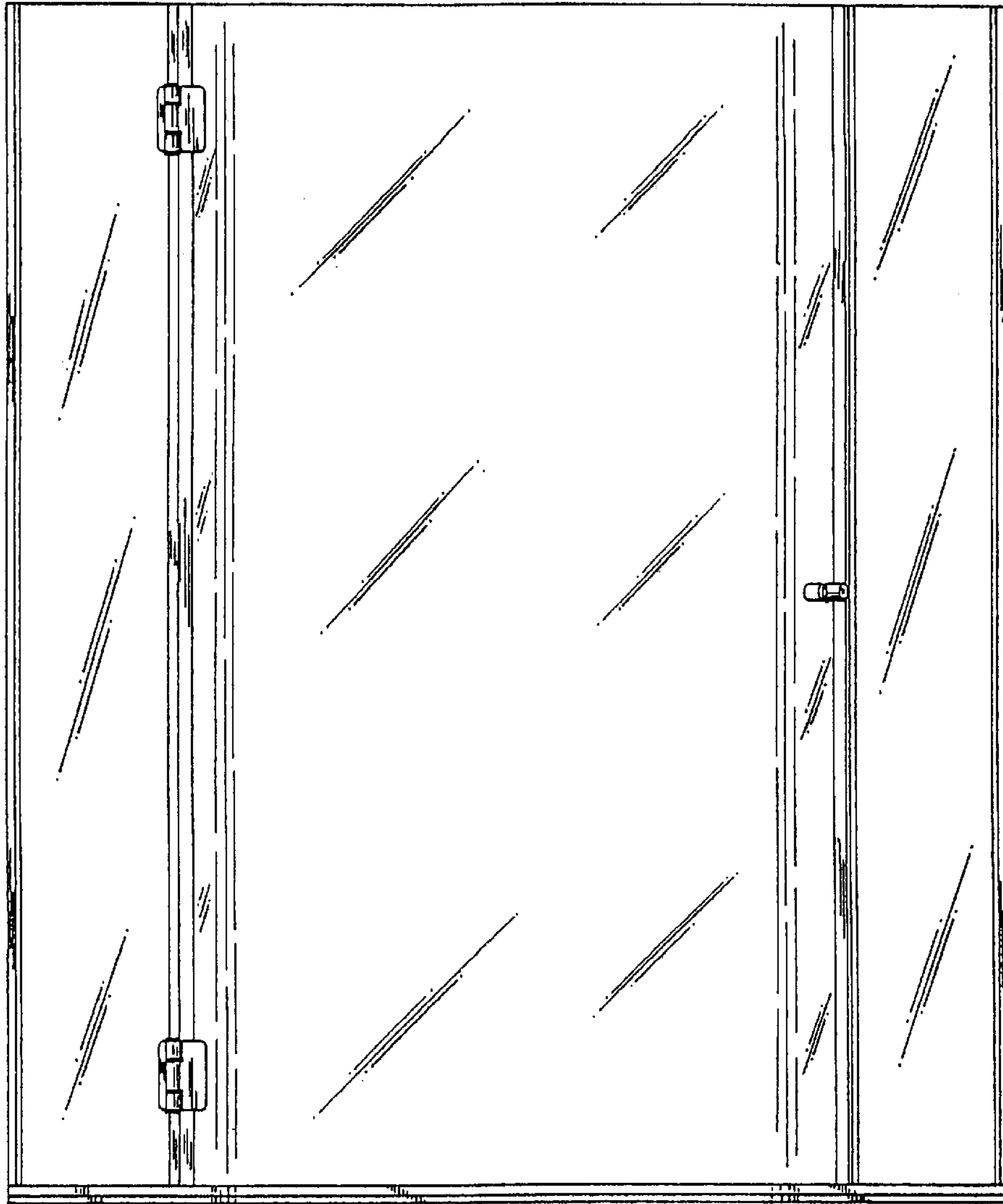
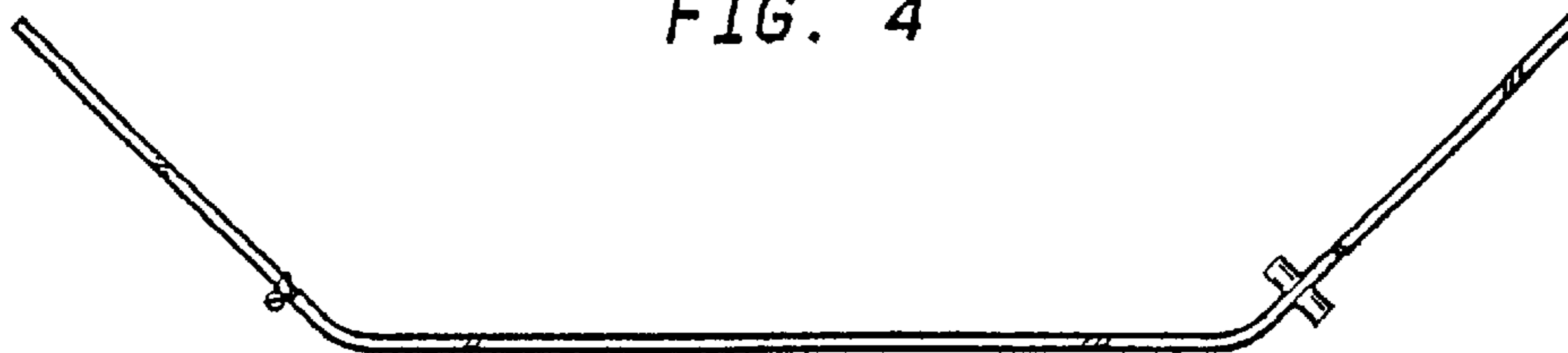


FIG. 4



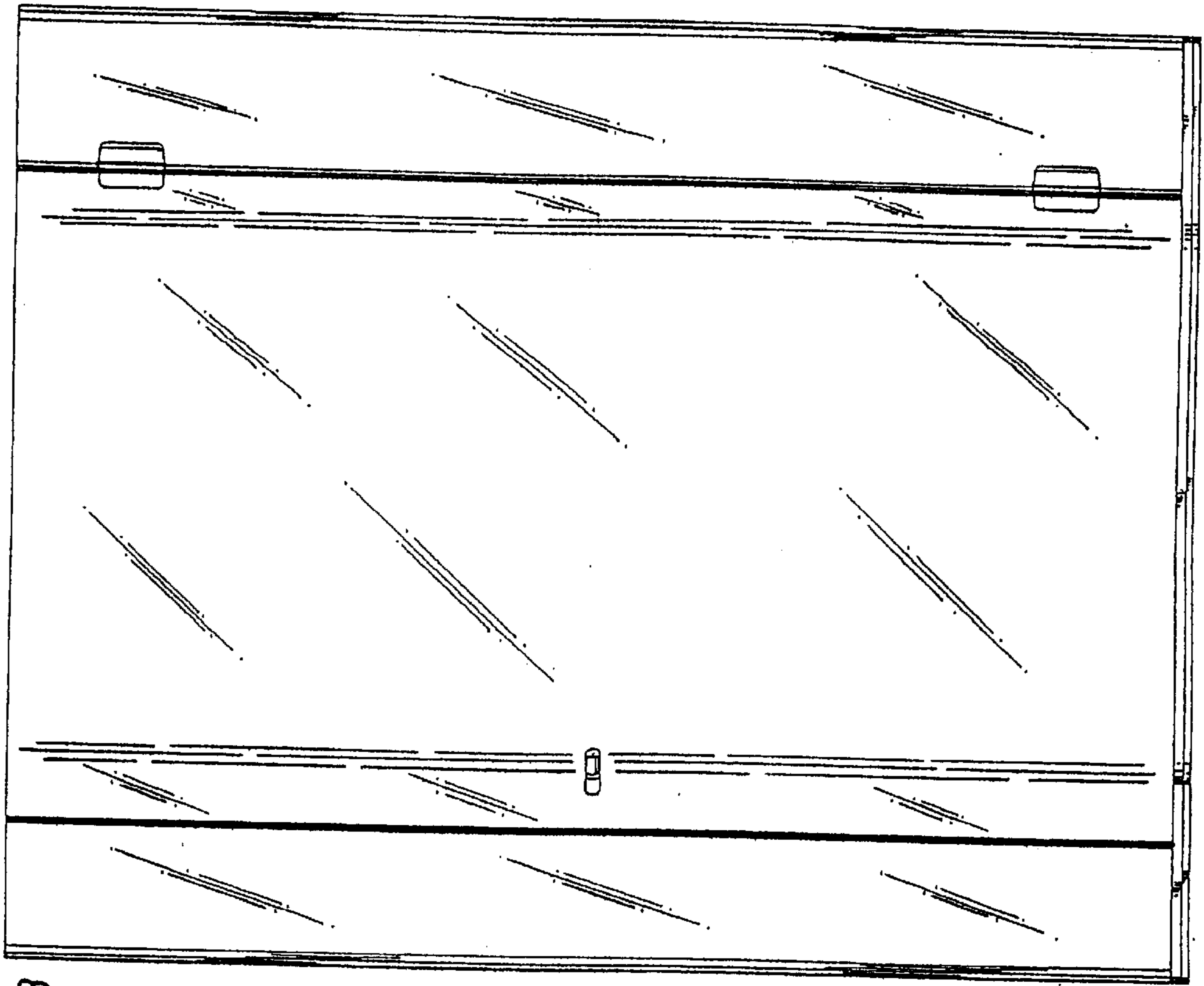


FIG. 3

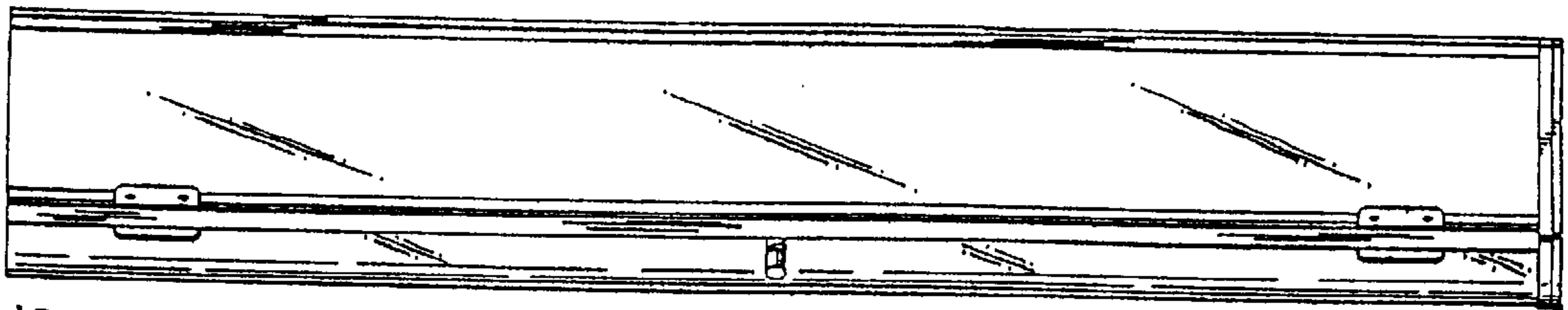


FIG. 5

FIG. 6

