



US00D439613S

(12) **United States Design Patent**
Ham

(10) **Patent No.:** **US D439,613 S**

(45) **Date of Patent:** **** Mar. 27, 2001**

(54) **PEN WITH CAP**

(75) Inventor: **Soojung Ham**, Providence, RI (US)

(73) Assignee: **A.T.X. International Inc.**, Lincoln, RI (US)

(**) Term: **14 Years**

(21) Appl. No.: **29/126,799**

(22) Filed: **Jul. 24, 2000**

(51) **LOC (7) Cl.** **19-06**

(52) **U.S. Cl.** **D19/43; D19/49; D19/57**

(58) **Field of Search** D19/35, 36, 41-51,
D19/53-58, 81-85; 401/6, 7, 88, 209, 202,
262, 98, 243-247

(56) **References Cited**

U.S. PATENT DOCUMENTS

D. 080,362	*	1/1930	Cuthbert et al.	D19/51
D. 182,162	*	2/1958	Carreiro	D19/51
D. 327,707	*	7/1992	Katami	D19/49
D. 339,606	*	9/1993	Podobrin	D19/43
D. 393,484	*	4/1998	Schubert	D19/42
D. 418,872	*	1/2000	Leibeck	D19/50
D. 419,188	*	1/2000	Leibeck	D19/36

D. 431,455 * 10/2000 Mansau D19/56 X

* cited by examiner

Primary Examiner—Martie K. Holtje

(74) *Attorney, Agent, or Firm*—Notaro & Michalos P.C.

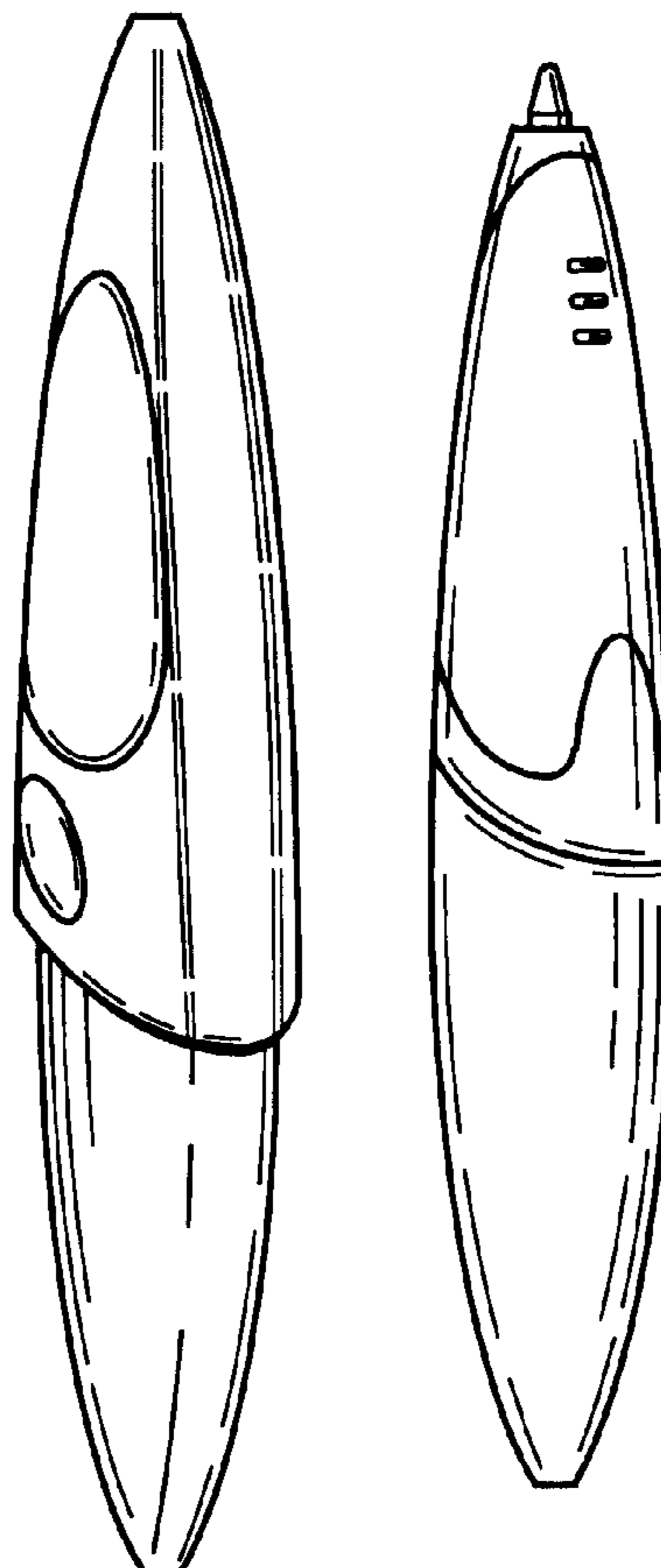
(57) **CLAIM**

The ornamental design for a pen with cap, as shown and described.

DESCRIPTION

FIG. 1 is a front elevational view of the pen with cap illustrating my new design;
 FIG. 2 is a side elevational view thereof, the opposite side being a mirror image thereof;
 FIG. 3 is a front side perspective view thereof;
 FIG. 4 is a rear elevational view thereof;
 FIG. 5 is a view similar to FIG. 1, but with the cap removed;
 FIG. 6 is a view similar to FIG. 2, but with the cap removed;
 FIG. 7 is a view similar to FIG. 3, but with the cap removed;
 FIG. 8 is a view similar to FIG. 4, but with the cap removed;
 FIG. 9 is a top plan view thereof with the cap in place;
 FIG. 10 is a top plan view thereof with the cap removed; and,
 FIG. 11 is a bottom plan view thereof with the cap in place.

1 Claim, 3 Drawing Sheets






FIG. 4



FIG. 3

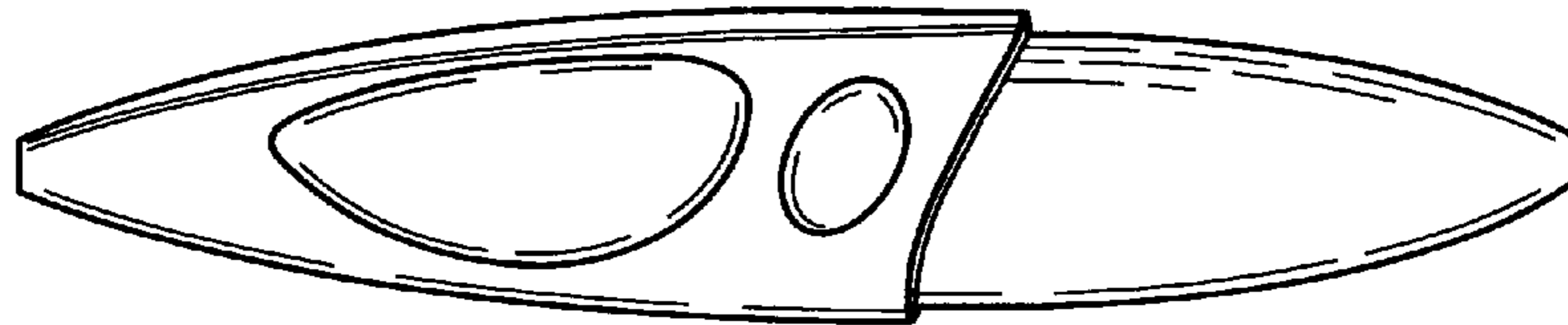


FIG. 2

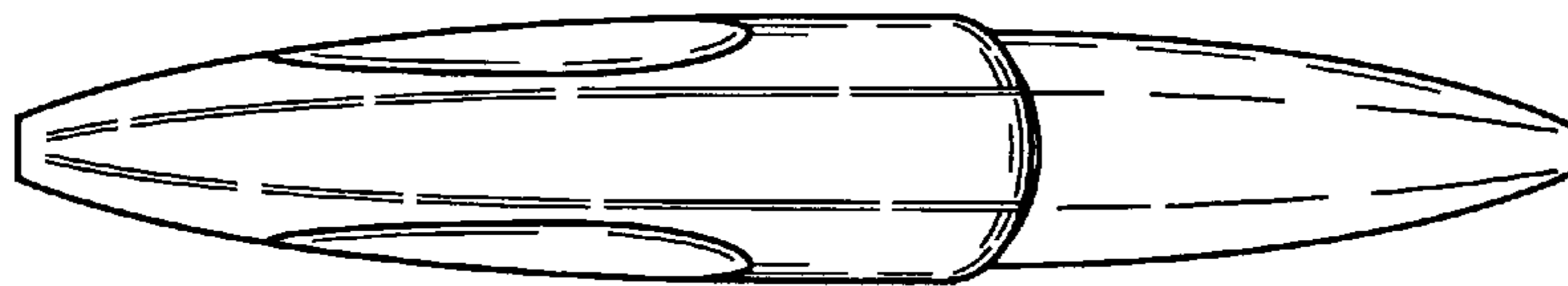


FIG. 1

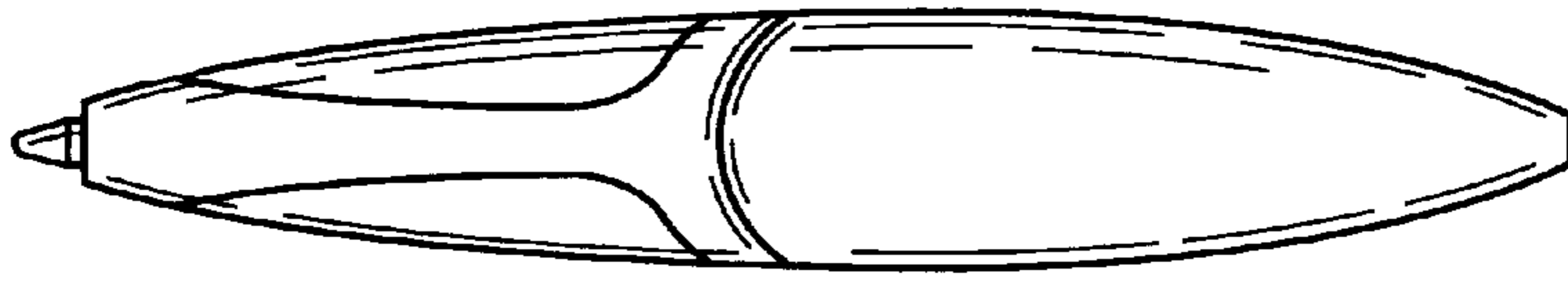


FIG. 8



FIG. 7

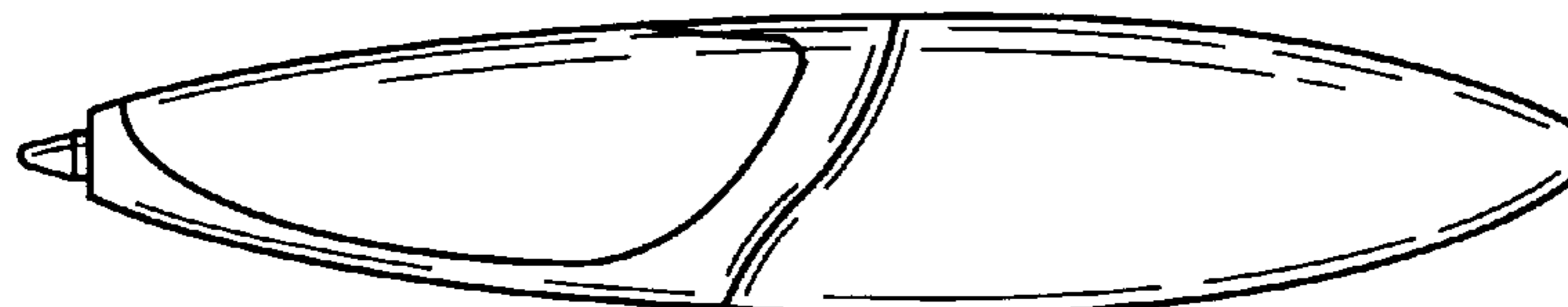


FIG. 6




FIG. 5

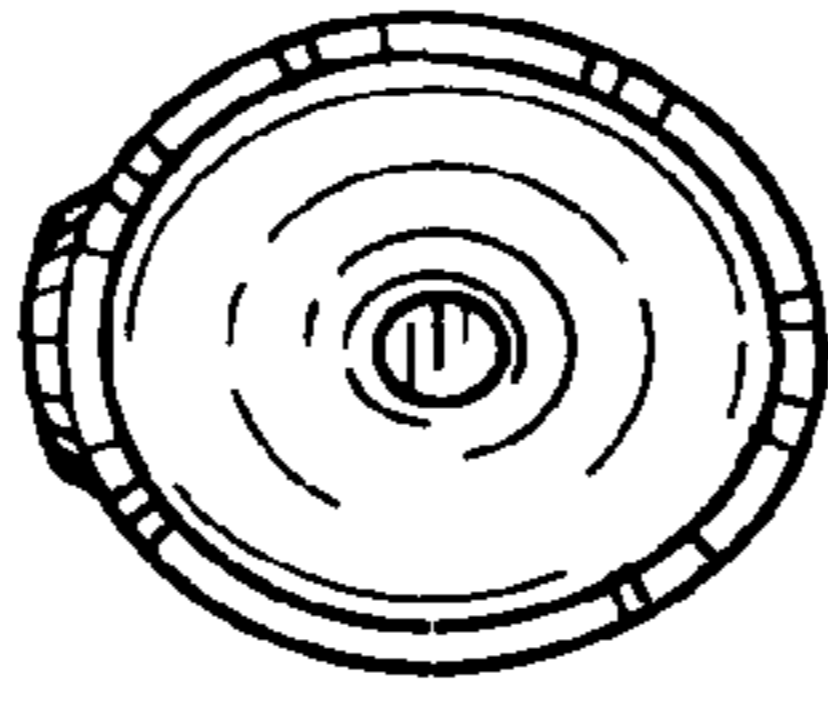


FIG. 11

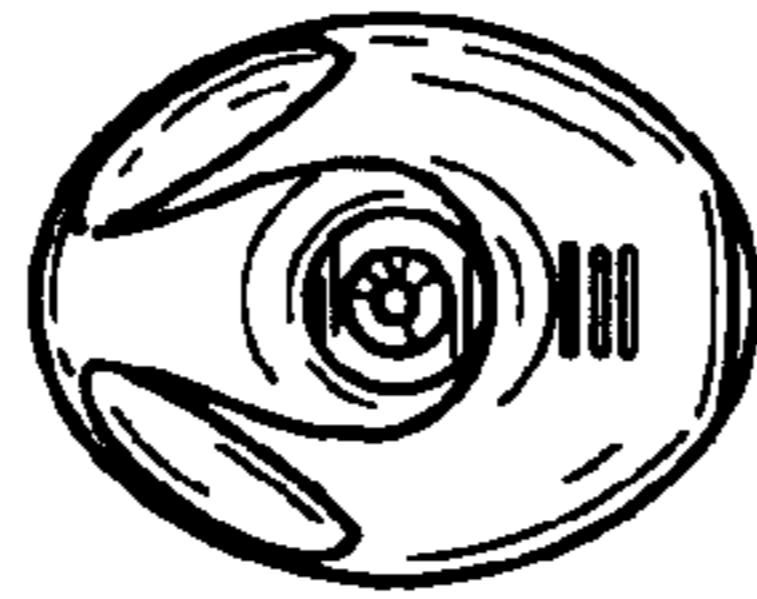


FIG. 10

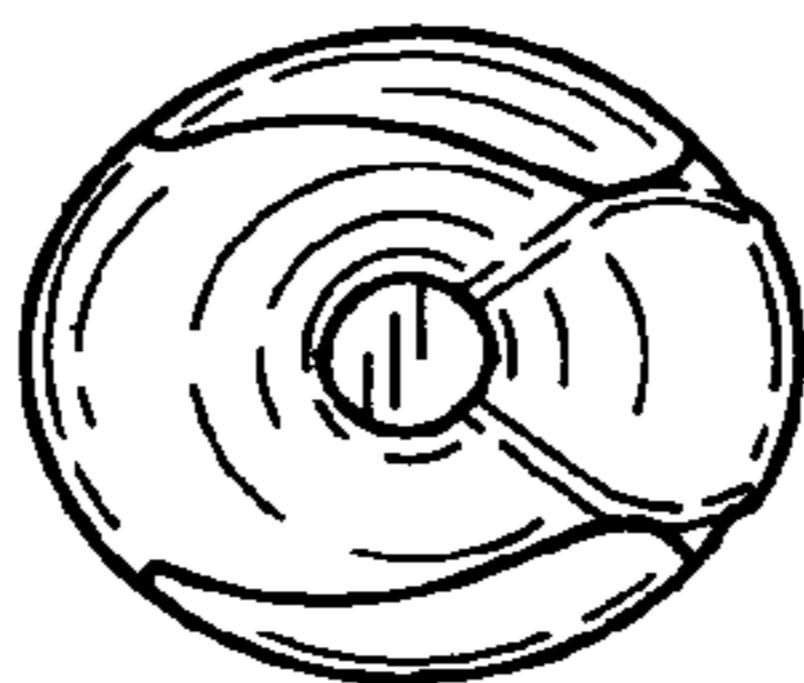


FIG. 9