



US00D439611S

(12) **United States Design Patent**  
**Fukami et al.**

(10) **Patent No.:** **US D439,611 S**

(45) **Date of Patent:** **\*\* Mar. 27, 2001**

(54) **DOUBLE WRITING INSTRUMENT**

(76) Inventors: **Masaaki Fukami**, 595-6 Naraharacho,  
Hachioji, Tokyo; **Toshio Manabe**,  
1300-35 Oaza-Naka, Tsuchiura-shi,  
Ibaraki-ken, both of (JP)

(\*\*) Term: **14 Years**

(21) Appl. No.: **29/119,816**

(22) Filed: **Mar. 8, 2000**

(51) **LOC (7) Cl.** ..... **19-06**

(52) **U.S. Cl.** ..... **D19/36; D19/51; D19/55**

(58) **Field of Search** ..... D19/35, 36, 41-51,  
D19/53-58, 81-85; 401/17, 18, 20, 23,  
25, 34, 52, 195, 196, 261, 207

(56) **References Cited**

**U.S. PATENT DOCUMENTS**

- D. 300,640 \* 4/1989 Coletta et al. .... D19/51
- D. 306,316 \* 2/1990 Shintani ..... D19/36
- D. 366,279 \* 1/1996 Voorhees ..... D19/36

- D. 370,088 \* 5/1996 Burns ..... D28/86
- D. 412,531 \* 8/1999 Blair ..... D19/36
- 1,762,554 \* 6/1930 Hume ..... 401/17
- 3,161,904 \* 12/1964 Goldich ..... 401/23
- 3,684,389 \* 8/1972 Eron et al. .... 401/207

\* cited by examiner

*Primary Examiner*—Martie K. Holtje

(74) *Attorney, Agent, or Firm*—George W. Finch

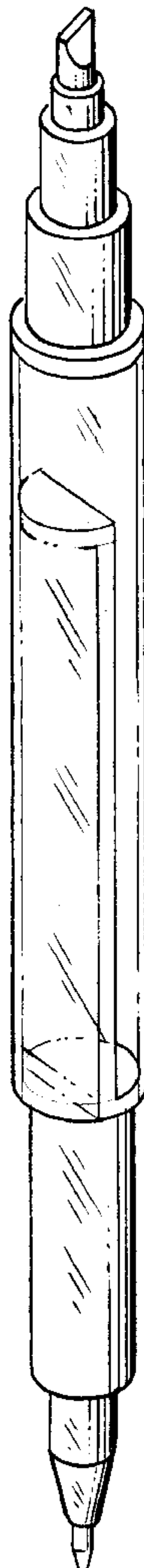
(57) **CLAIM**

The ornamental design for a double writing instrument, as shown and described.

**DESCRIPTION**

FIG. 1 is a perspective view of the design;  
 FIG. 2 is a left side elevational view;  
 FIG. 3 is a right side elevational view;  
 FIG. 4 is both a rear and front elevational view as such views are identical;  
 FIG. 5 is a top plan view; and,  
 FIG. 6 is a bottom view thereof.

**1 Claim, 2 Drawing Sheets**



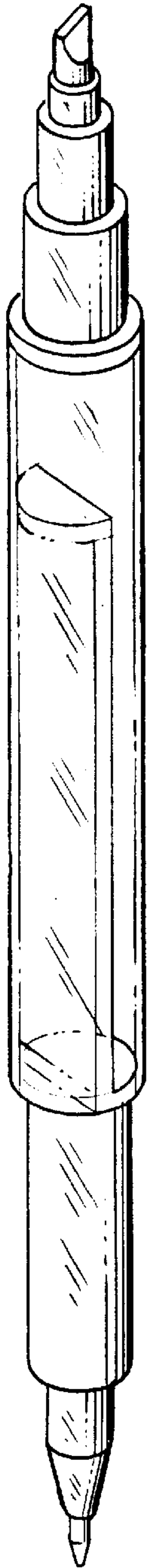


FIG. 1

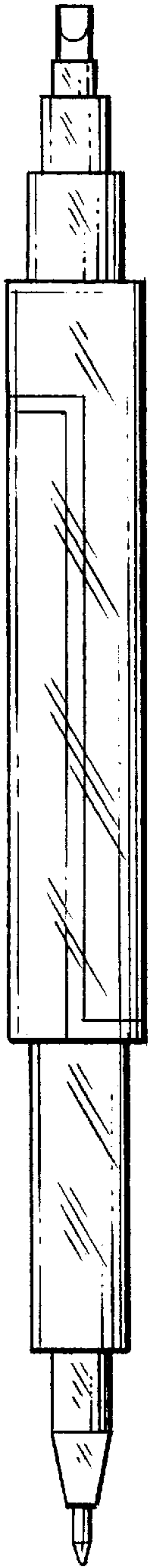


FIG. 2



FIG. 3



FIG. 4

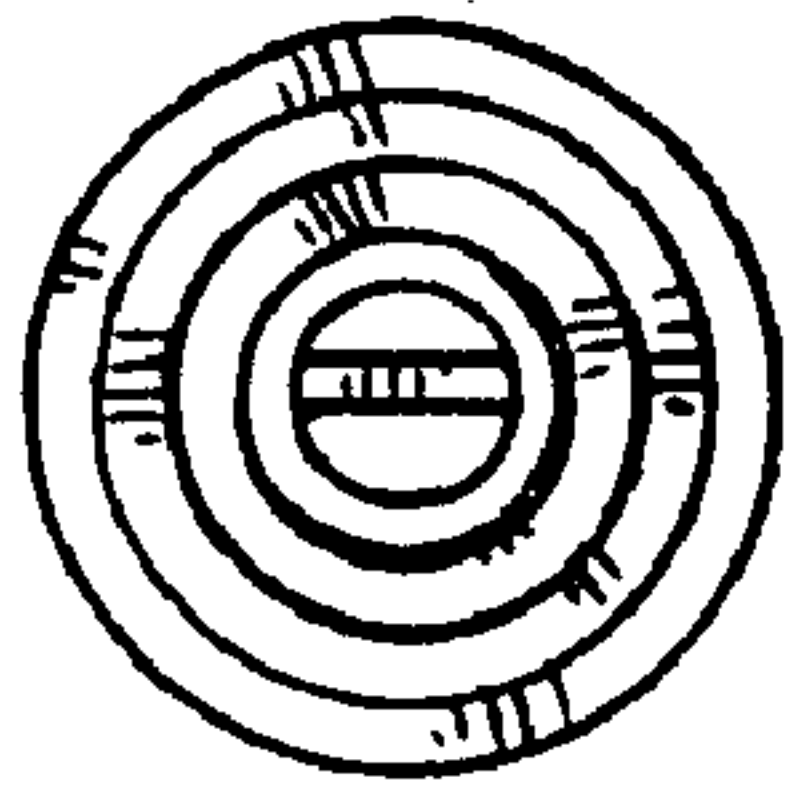


FIG. 5

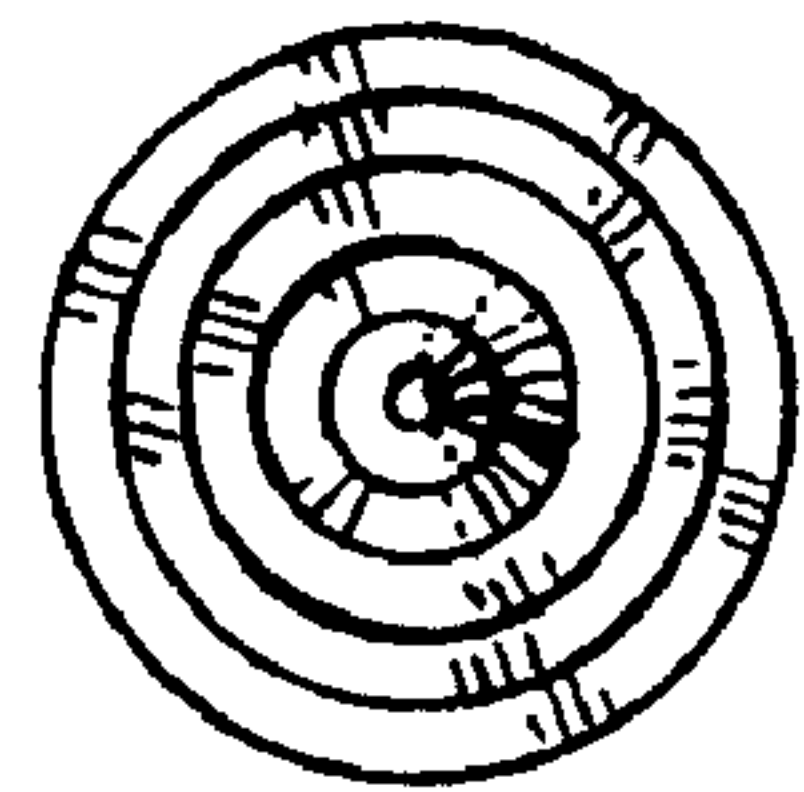


FIG. 6