



US00D439609S

(12) **United States Design Patent**
Shinada et al.

(10) **Patent No.: US D439,609 S**

(45) **Date of Patent: ** Mar. 27, 2001**

(54) **INK CARTRIDGE FOR PRINTER**

(75) Inventors: **Satoshi Shinada; Takeo Seino; Hisashi Miyazawa; Fujio Akahane**, all of Nagano-ken (JP)

(73) Assignee: **Seiko Epson Corporation**, Tokyo (JP)

(**) Term: **14 Years**

(21) Appl. No.: **29/114,628**

(22) Filed: **Nov. 29, 1999**

(30) **Foreign Application Priority Data**

May 28, 1999 (JP) 11-13927

(51) **LOC (7) Cl.** **18-02**

(52) **U.S. Cl.** **D18/56**

(58) **Field of Search** D18/56; 347/86, 347/87

(56) **References Cited**

U.S. PATENT DOCUMENTS

- D. 365,596 12/1995 Miyazawa et al. .
- D. 378,760 4/1997 Shinada et al. .
- D. 382,296 8/1997 Shinada et al. .
- D. 389,180 * 1/1998 Miyazawa et al. D18/56
- D. 390,261 2/1998 Miyazawa et al. .
- D. 392,312 * 3/1998 Inoue et al. D18/56
- D. 397,143 * 8/1998 Kobayashi et al. D18/56
- D. 400,574 * 11/1998 Inoue et al. D18/56

- D. 400,575 * 11/1998 Kobayashi et al. D18/56
- D. 401,620 * 11/1998 Nozawa et al. D18/56
- D. 401,621 * 11/1998 Shimizu et al. D18/56
- D. 406,163 * 2/1999 Shimizu et al. D18/56
- D. 412,526 * 8/1999 Shimizu et al. D18/56
- D. 425,112 * 5/2000 Shinada et al. D18/56
- D. 425,285 * 5/2000 Shinada et al. 347/86
- D. 425,932 * 5/2000 Shimizu et al. D18/56
- D. 427,236 * 6/2000 Shinada et al. D18/56
- 6,102,533 * 8/2000 Nozawa et al. 347/86

* cited by examiner

Primary Examiner—Cathy Anne MacCormac

(74) *Attorney, Agent, or Firm*—Stroock & Stroock & Lavan LLP

(57) **CLAIM**

The ornamental design for an ink cartridge for printer, as shown and described.

DESCRIPTION

FIG. 1 is a front perspective view of an ink cartridge for printer showing our new design;
 FIG. 2 is a front elevational view thereof;
 FIG. 3 is a top plan view thereof;
 FIG. 4 is a right side elevational view thereof;
 FIG. 5 is a rear elevational view thereof;
 FIG. 6 is a left side elevational view thereof; and,
 FIG. 7 is a bottom plan view thereof.

1 Claim, 4 Drawing Sheets




FIG. 1




FIG. 2

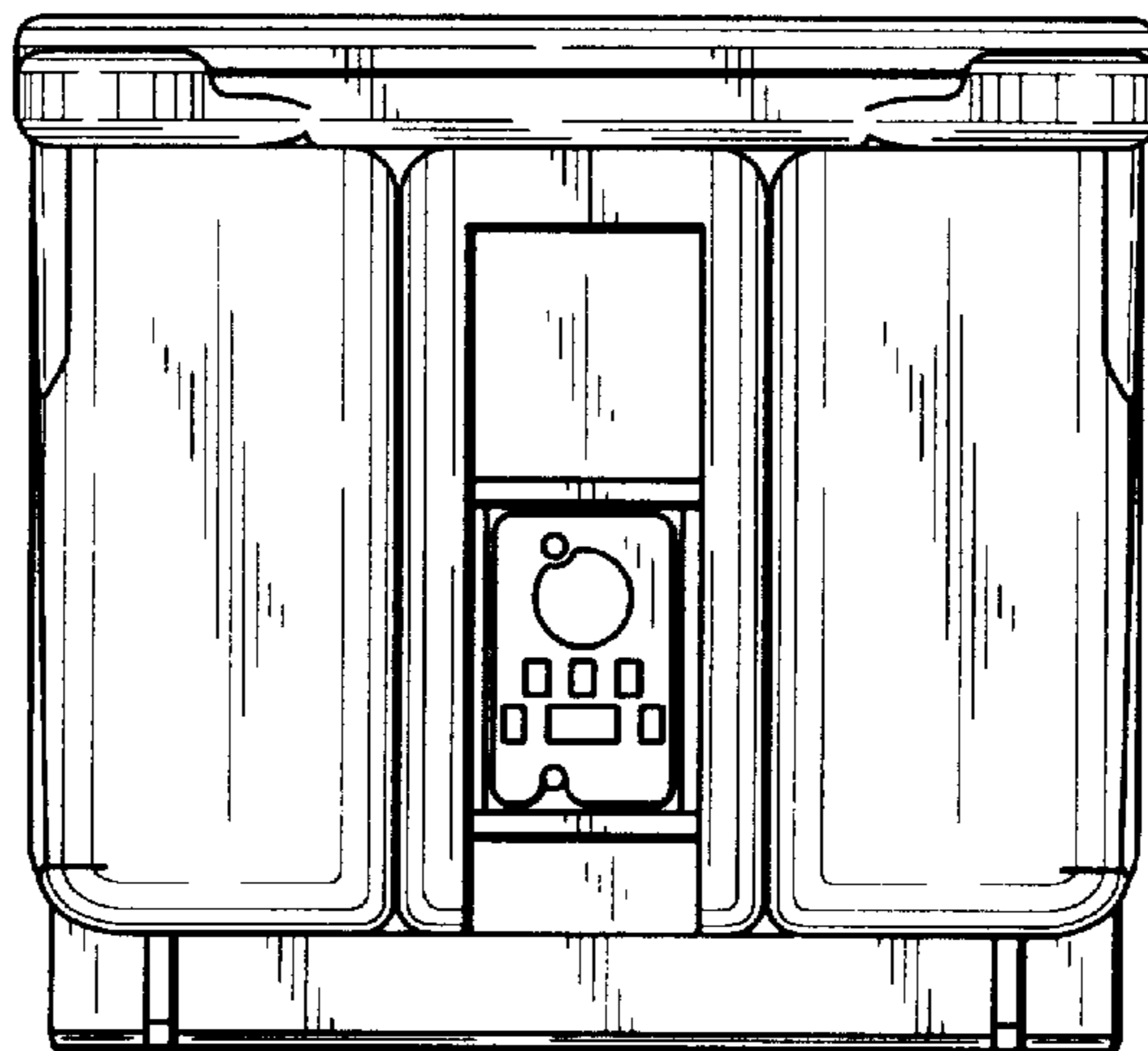


FIG. 3

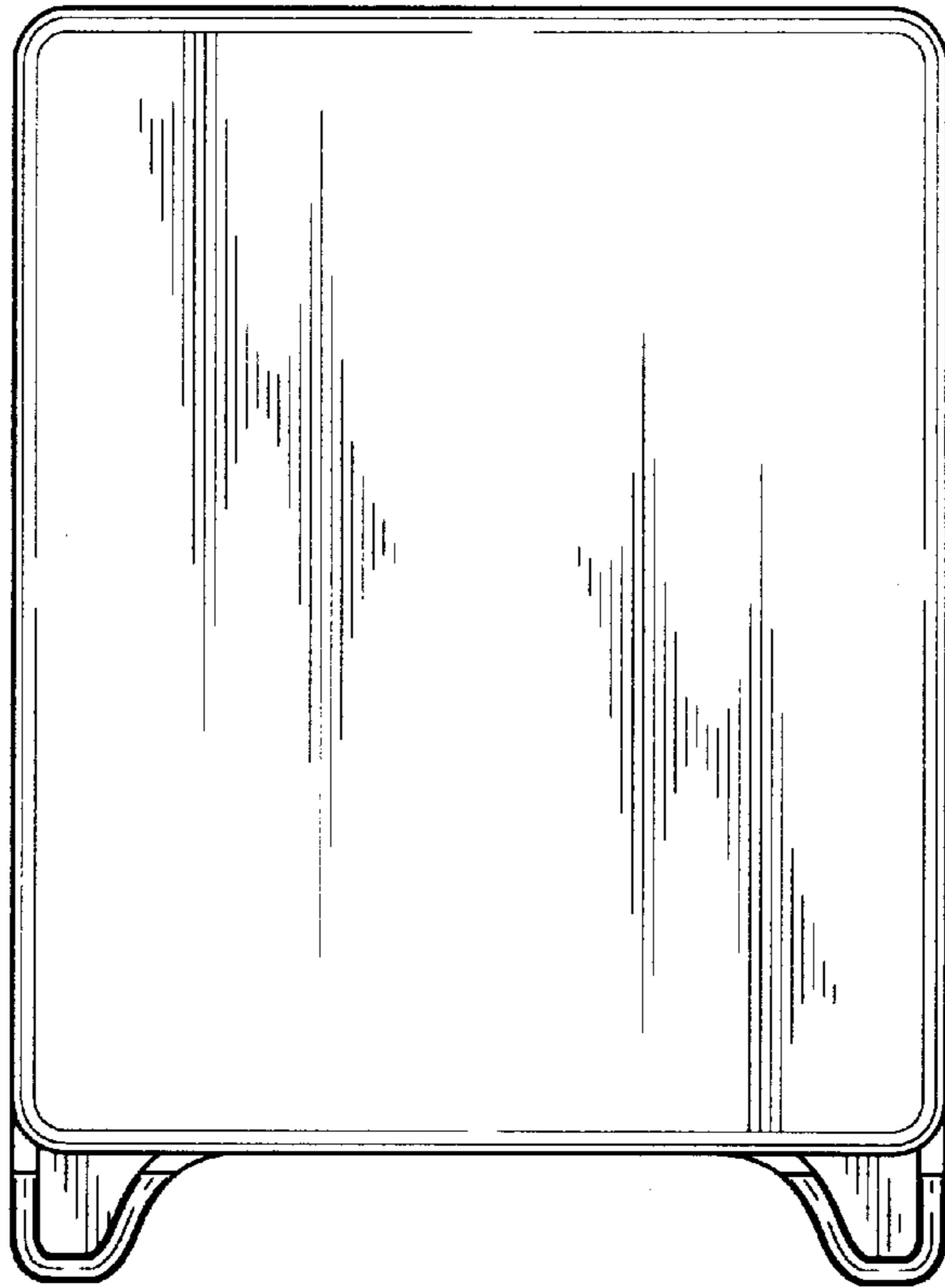


FIG. 4

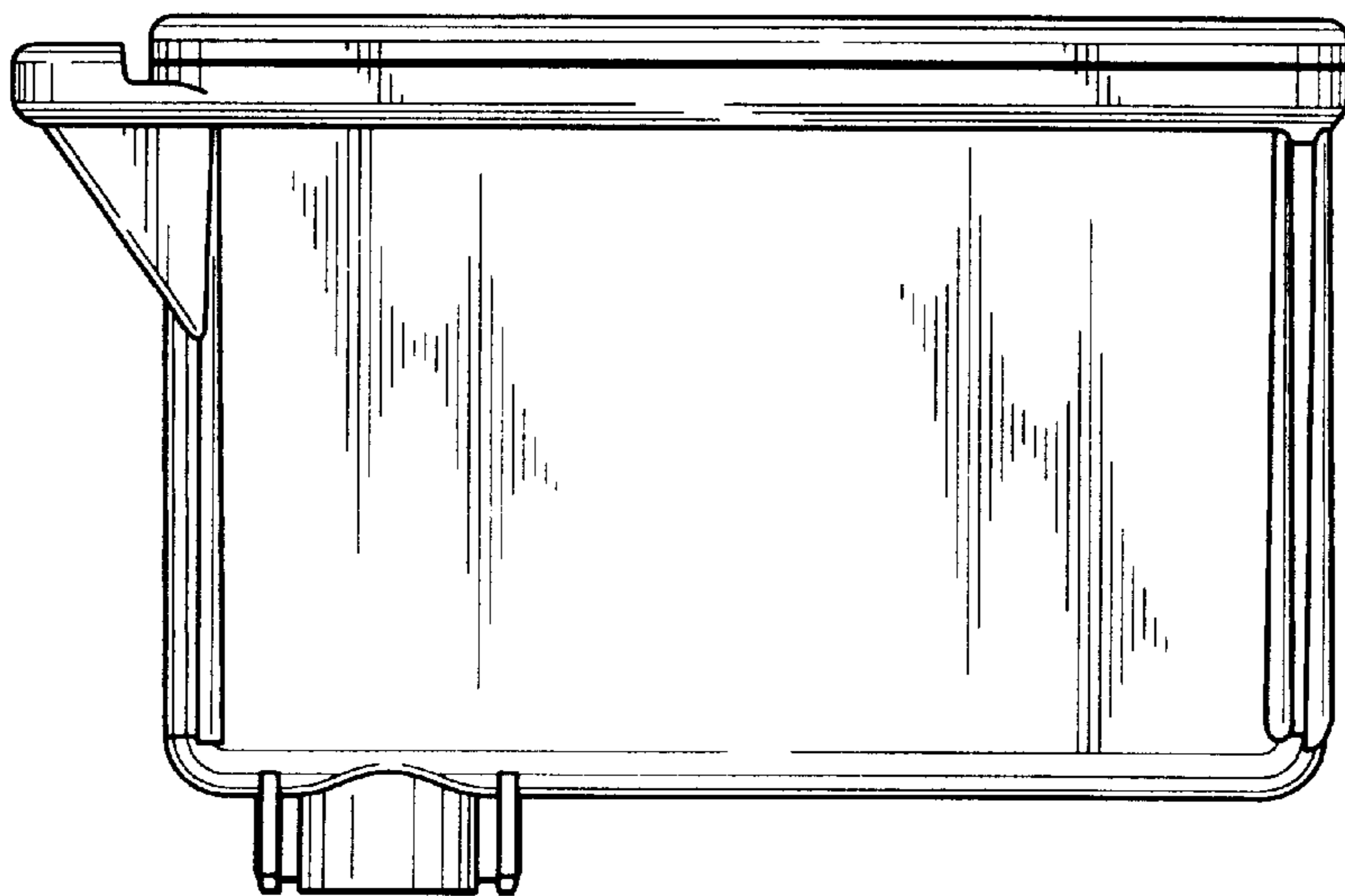


FIG. 5

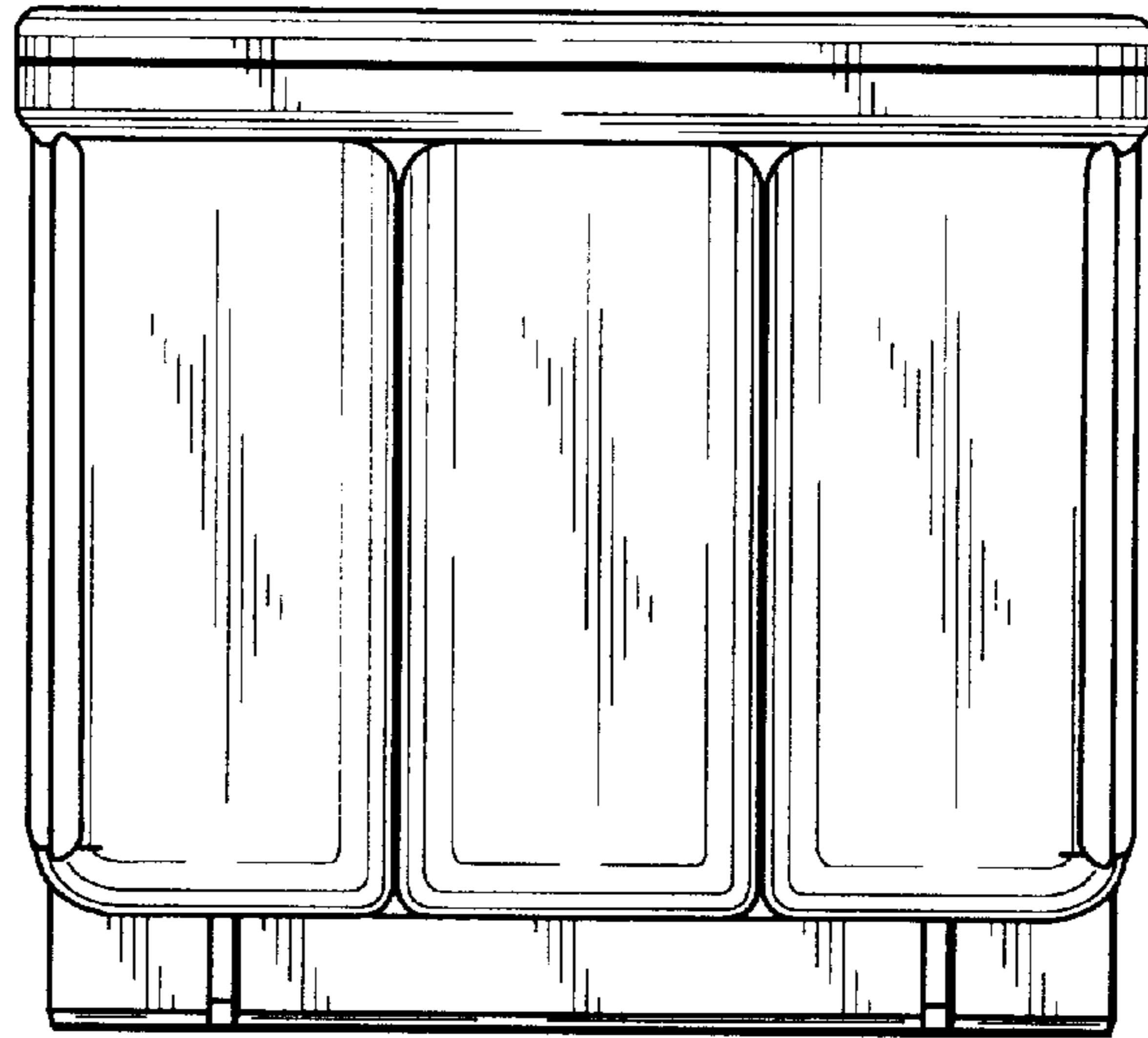


FIG. 6

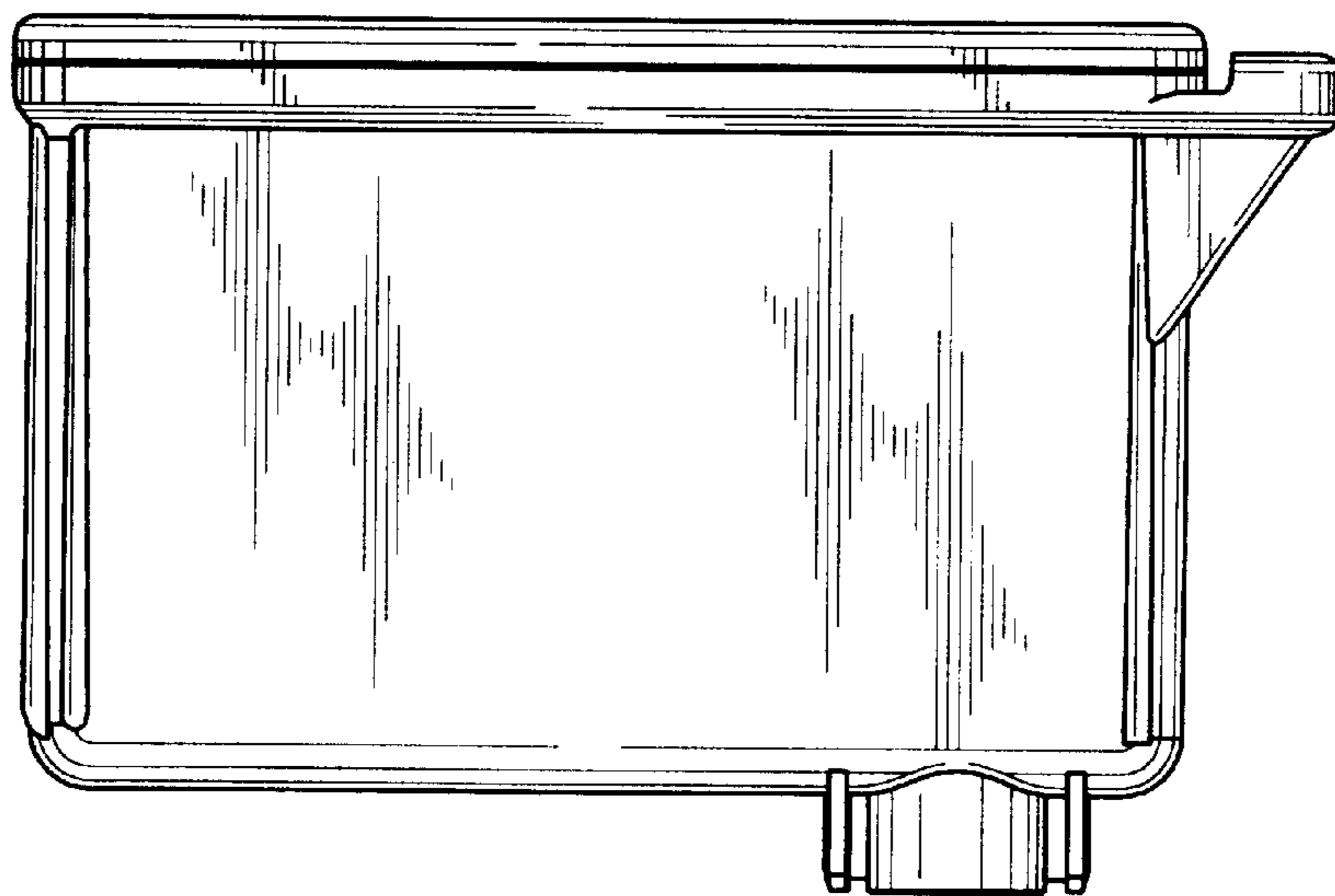


FIG. 7

