



US00D439602S

(12) **United States Design Patent**
Morris, Jr.

(10) **Patent No.:** **US D439,602 S**

(45) **Date of Patent:** **** Mar. 27, 2001**

(54) **GUITAR AND OTHER STRINGED INSTRUMENTS PICK HOLDER**

(76) **Inventor:** **Frank Morris, Jr.**, 4950 Barrie St. NW., Canton, OH (US) 44708

(**) **Term:** **14 Years**

(21) **Appl. No.:** **29/106,353**

(22) **Filed:** **Jun. 14, 1999**

(51) **LOC (7) Cl.** **17-03**

(52) **U.S. Cl.** **D17/20**

(58) **Field of Search** D17/20, 99; D3/204; 84/320-322, 329, 453

(56) **References Cited**

U.S. PATENT DOCUMENTS

D. 215,029	*	8/1969	Gardsby	D17/20
D. 309,674		8/1990	Gervase	D3/30.1
D. 355,667		2/1995	Burger	D17/20
D. 362,264		9/1995	Trees	D17/20
D. 392,796	*	3/1998	North	D3/204
D. 393,362		4/1998	Byers	D3/204
3,312,137	*	4/1967	Oddo	84/322
4,067,255		1/1978	Camaioni	84/322

4,135,431	1/1979	Ferguson	84/329
4,790,232	12/1988	Rosen	84/329
4,982,641	1/1991	Duhart	84/329
5,413,020	5/1995	Thompson	84/329
5,649,634	7/1997	Irizarry	211/120
5,796,021	8/1998	Longshore	84/329
5,847,299	* 12/1998	Zovko, Jr. et al.	84/329

* cited by examiner

Primary Examiner—Adir Aronovich

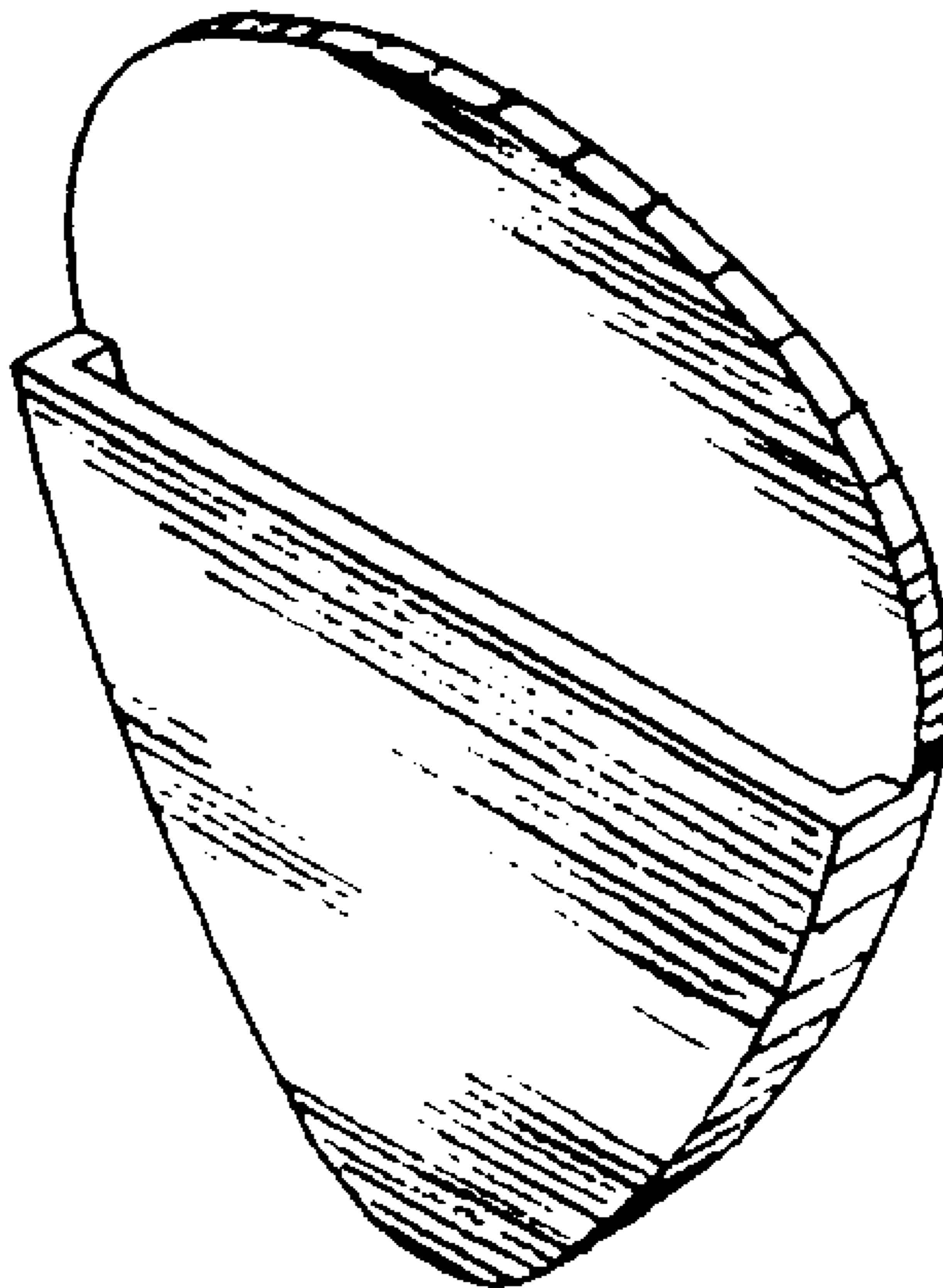
(57) **CLAIM**

The ornamental design for a guitar and other stringed instruments pick holder, as shown and described.

DESCRIPTION

FIG. 1 is a front elevational view of a guitar and other stringed instruments pick holder showing my new design.
 FIG. 2 is a reduced front perspective view.
 FIG. 3 is a left side view with the other side view being a mirror image.
 FIG. 4 is a rear view.
 FIG. 5 is a top view; and,
 FIG. 6 is a bottom view.

1 Claim, 1 Drawing Sheet



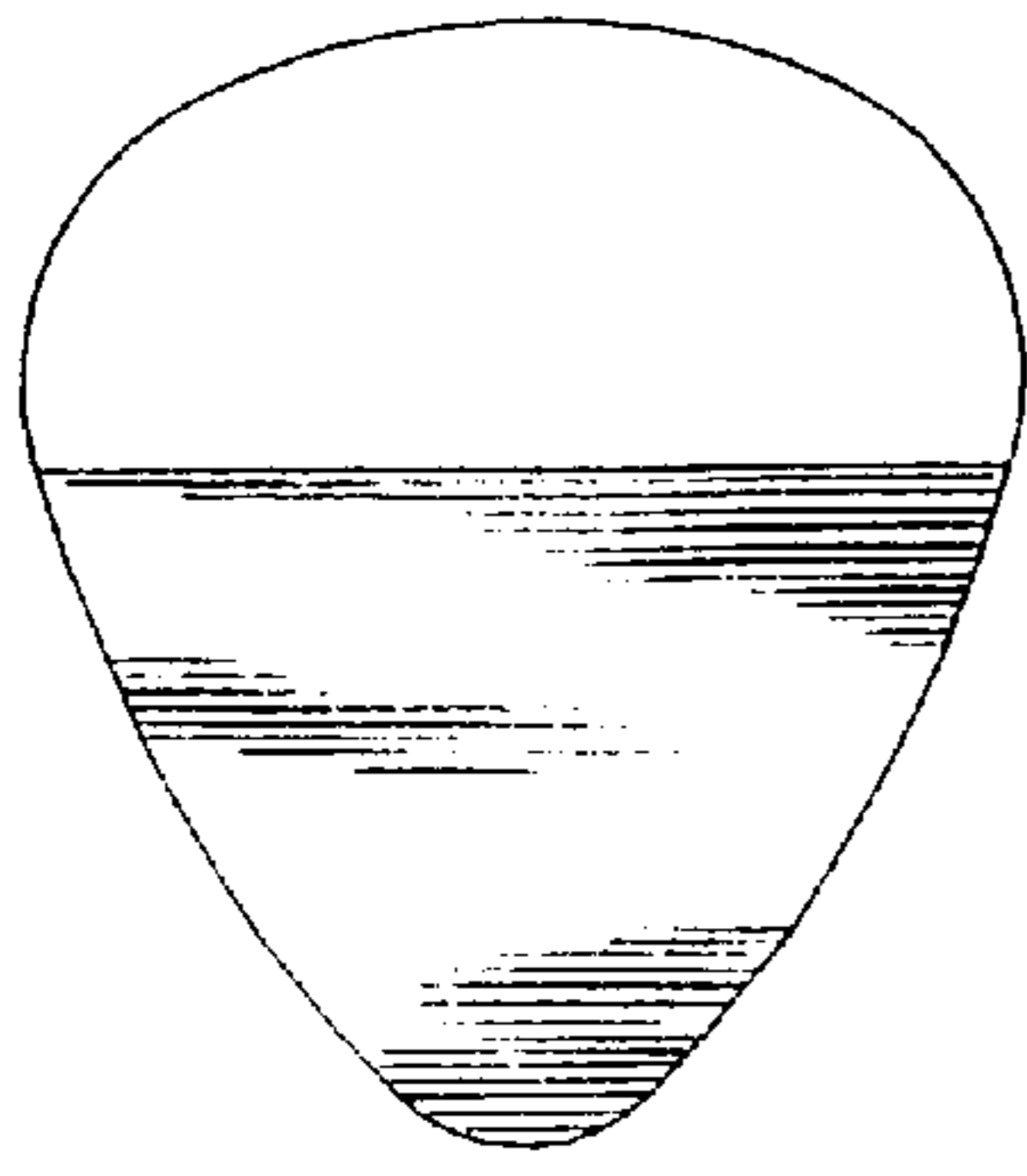


Fig. 1

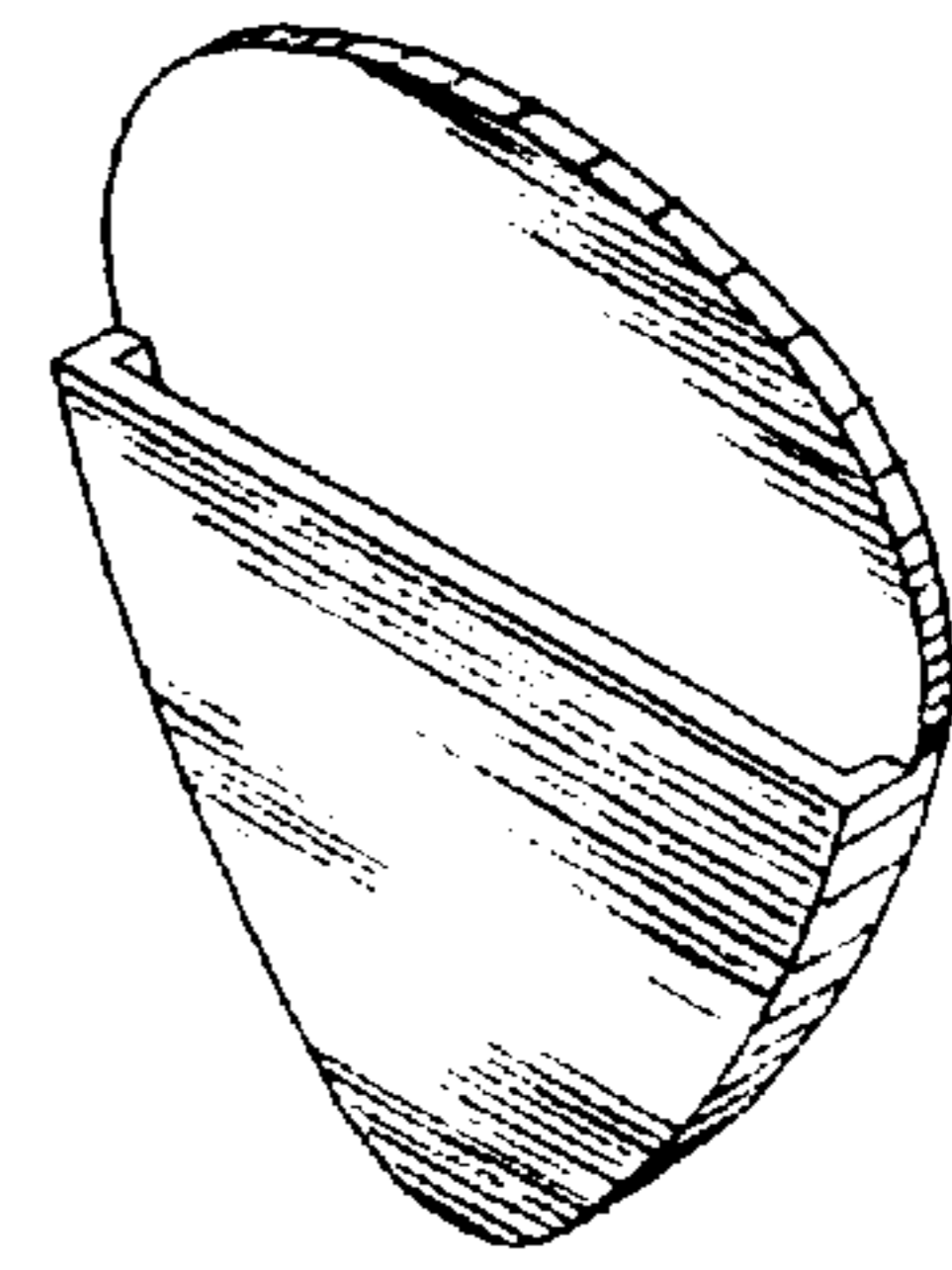


Fig. 2




Fig. 3

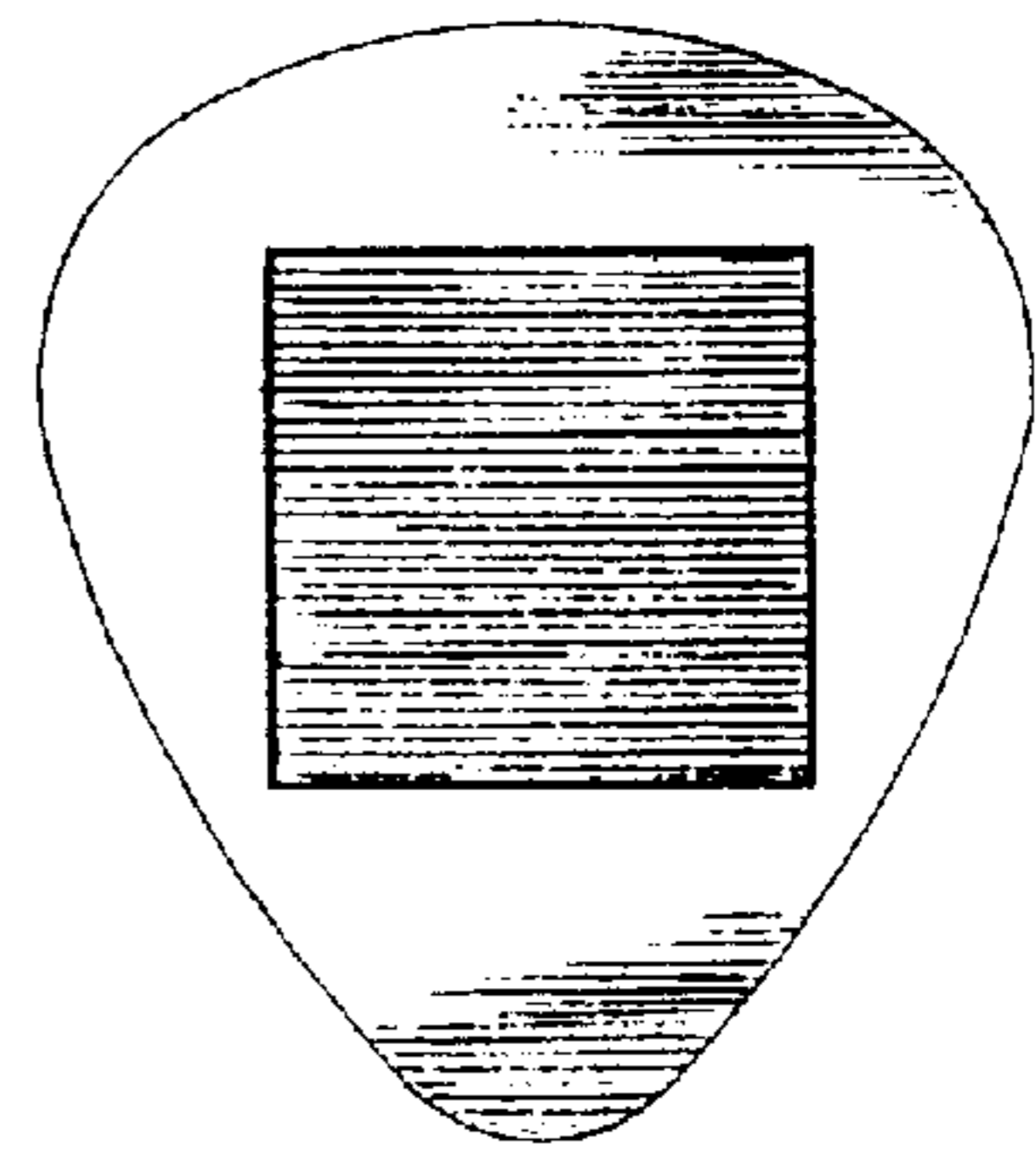


Fig. 4



Fig. 5



Fig. 6