



US00D439597S

(12) **United States Design Patent**  
**Marcum**

(10) **Patent No.:** **US D439,597 S**

(45) **Date of Patent:** **\*\* Mar. 27, 2001**

(54) **COLLAPSIBLE EYE WEAR**

(76) **Inventor:** **Steven R. Marcum**, 501 LaPurissima Way, Sacramento, CA (US) 95819

(\*\*) **Term:** **14 Years**

(21) **Appl. No.:** **29/130,675**

(22) **Filed:** **Oct. 6, 2000**

(51) **LOC (7) Cl.** ..... **16-06**

(52) **U.S. Cl.** ..... **D16/312; D16/303; D16/101; D16/300**

(58) **Field of Search** ..... D16/101, 300-330; D29/109, 110; 351/41, 44, 51, 52, 158, 156, 157; D2/865, 866, 891, 894; 2/10, 12-13, 426, 430, 432, 447, 448, 449

(56) **References Cited**

**U.S. PATENT DOCUMENTS**

D. 115,760	*	7/1939	English	.....	D16/314
D. 149,713	*	5/1948	Welvang	.....	D16/312
D. 309,465	*	7/1990	Russell	.....	D16/312
D. 321,703		11/1991	Grau	.	
D. 323,664	*	2/1992	Longsdorf	.....	D16/314
D. 339,363		9/1993	Larner	.	
D. 346,813	*	5/1994	McAlpin	.....	D16/314
D. 354,972	*	1/1995	Hirschman	.....	D16/314
D. 404,174	*	1/1999	Childs et al.	.....	D29/109
D. 420,693	*	2/2000	Haas	.....	D16/312
1,868,362	*	7/1932	Nowak	.....	D16/312
3,419,909		1/1969	Spain	.	
3,526,449		9/1970	Bolle	.	
4,165,925		8/1979	Donovan	.	
4,251,302		2/1981	Leonard	.	
4,603,442	*	8/1986	Barfield	.....	2/447
4,747,681		5/1988	Brower	.	
4,852,189		8/1989	Duggan	.	
5,016,999		5/1991	Williams	.	
5,331,356		7/1994	Chiou	.	

5,343,258		8/1994	Lachman	.	
5,359,370	*	10/1994	Mugnier	.....	351/41
5,386,254		1/1995	Kahaney	.	
5,412,438		5/1995	Bolle	.	
5,581,312		12/1996	Chen	.	
5,604,547		2/1997	Davis	.	
5,631,717		5/1997	Spector	.	
5,768,716	*	6/1998	Porsche	.....	2/448
5,825,455		10/1998	Fecteau	.	

**OTHER PUBLICATIONS**

Rollens Professional Products; Rollens Post-Mydriatic Sunglasses; "http://www.americanet.com/Rollens/" internet website; Feb. 1, 1998; entire document.

\* cited by examiner

*Primary Examiner*—Raphael Barkai  
(74) *Attorney, Agent, or Firm*—Heisler & Associates

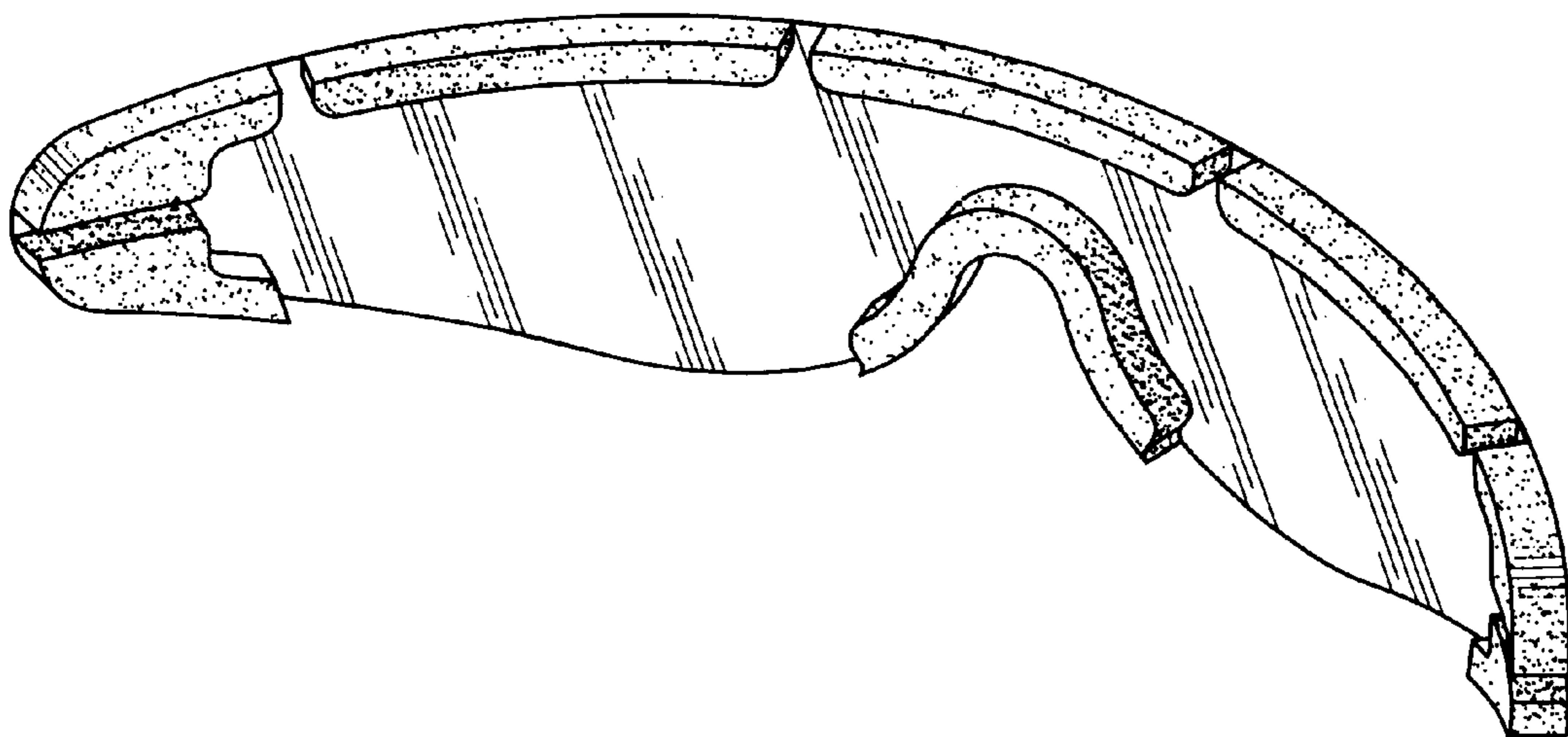
(57) **CLAIM**

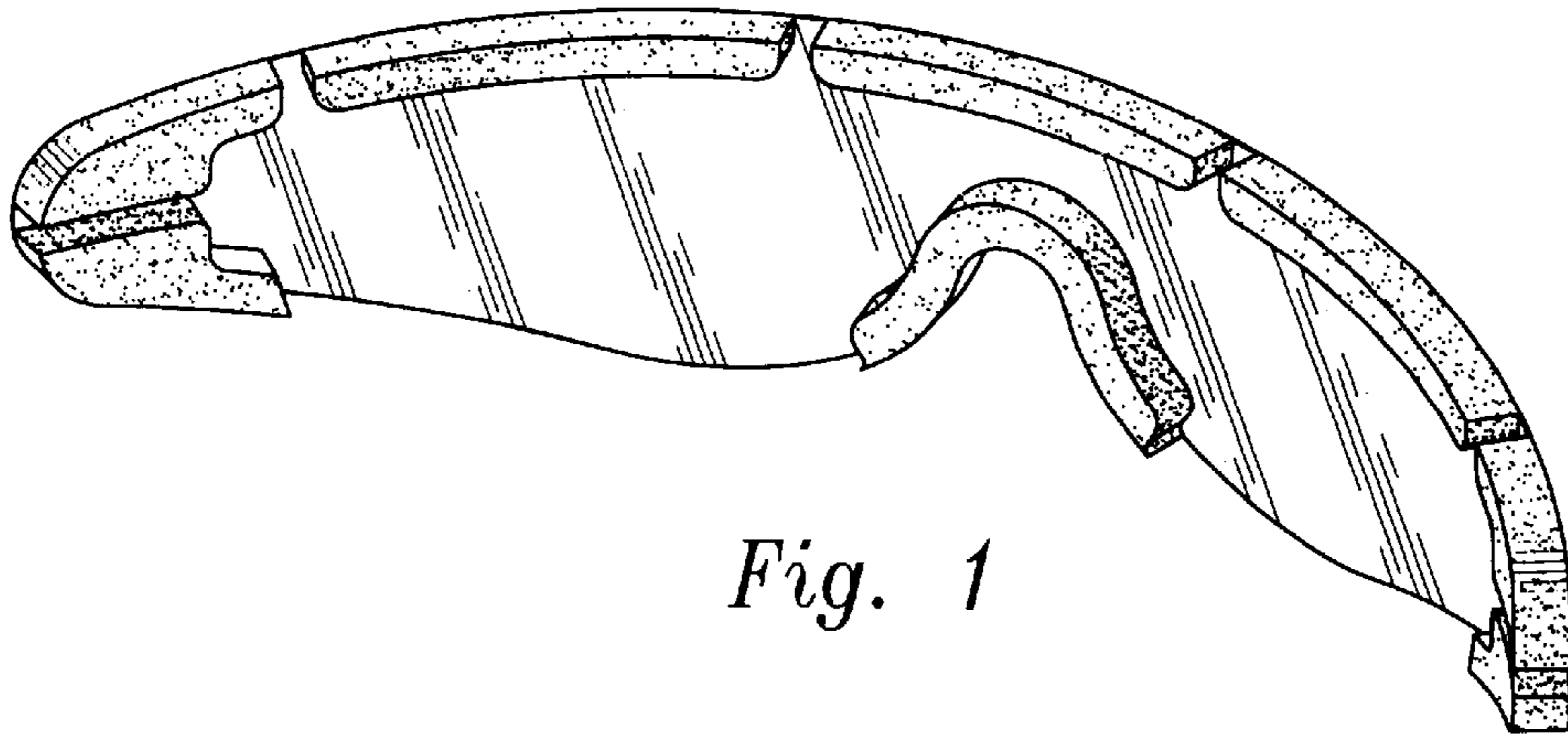
The ornamental design for collapsible eye wear, as shown and described.

**DESCRIPTION**

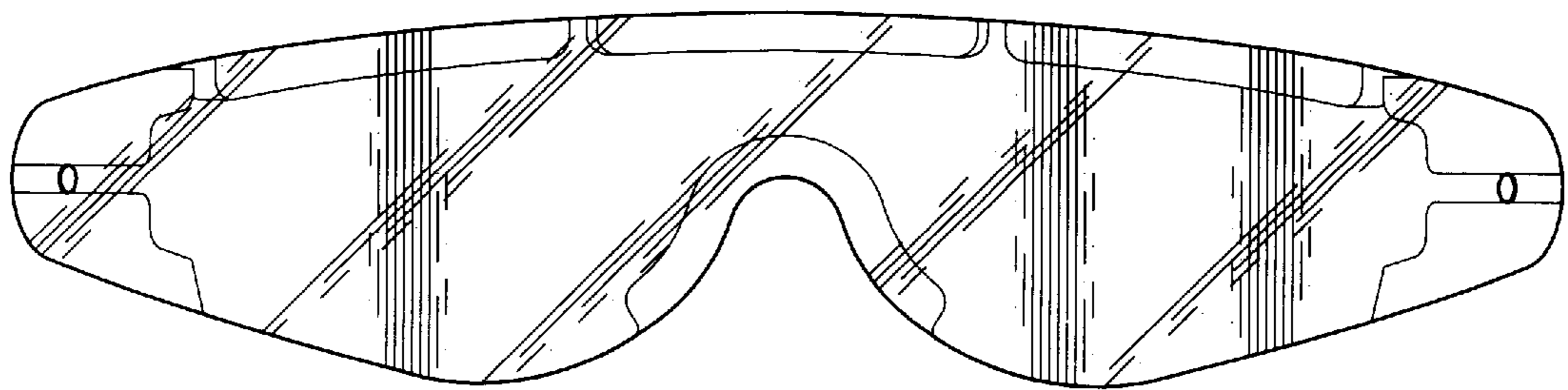
FIG. 1 is a perspective view of the invention; FIG. 2 is a front elevation view of the invention; FIG. 3 is a top plan view of the invention; FIG. 4 is a rear elevation view of the invention; FIG. 5 is a left side view of the invention, the right side view being a mirror image; FIG. 6 is a bottom plan view of the invention; FIG. 7 is a front elevation view of the invention with the invention flexed into a flat planar configuration; and, FIG. 8 is a perspective view of the invention in use on the face of a wearer. The broken lines in FIGS. 5, 6 and 8 are for purposes of illustration only and form no part of the claimed design.

**1 Claim, 3 Drawing Sheets**

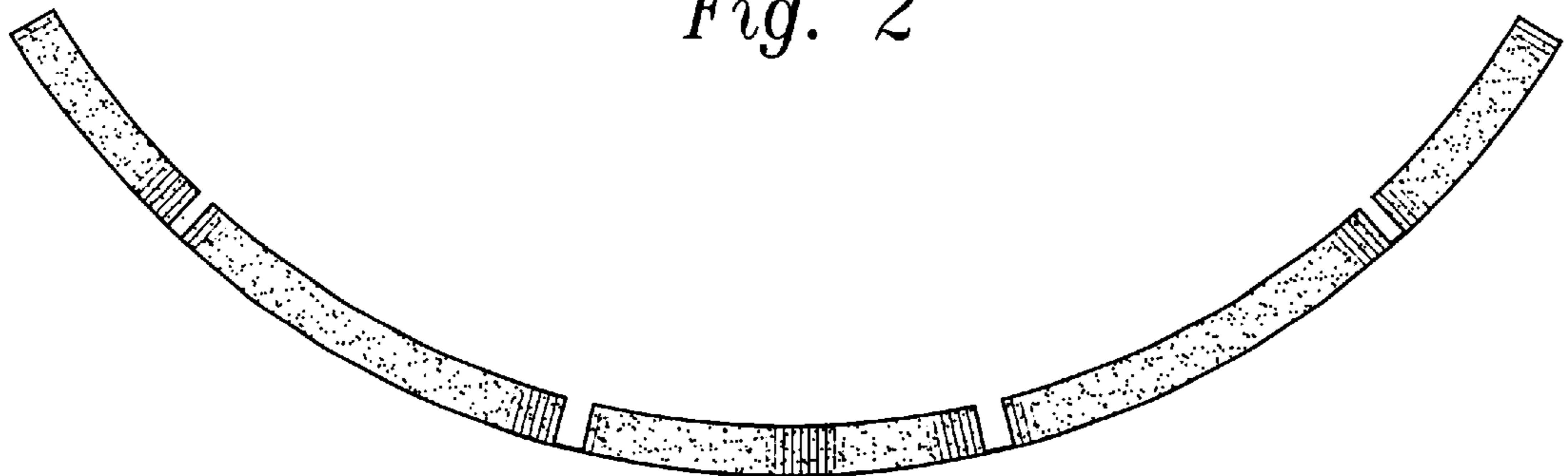




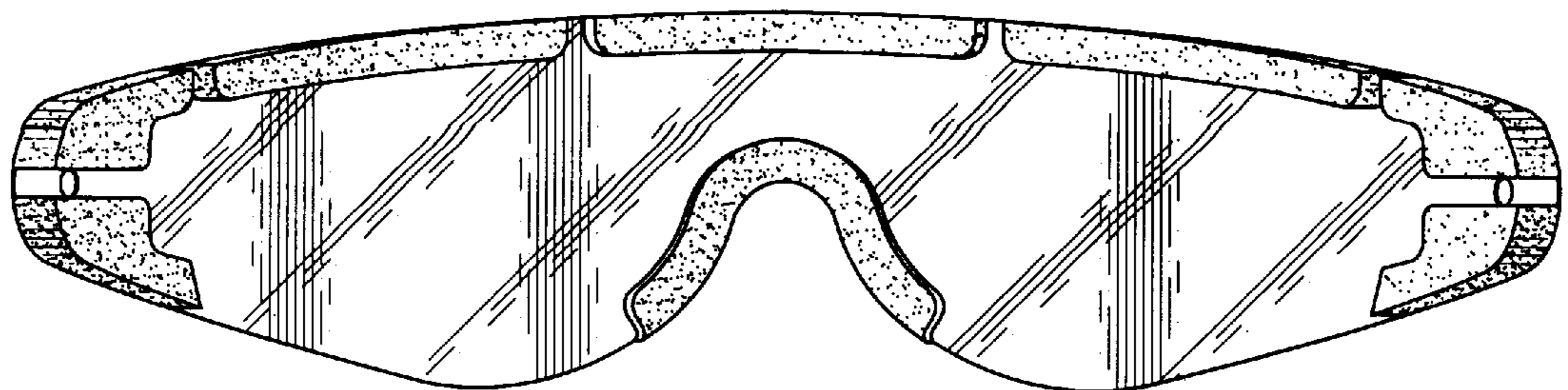
*Fig. 1*



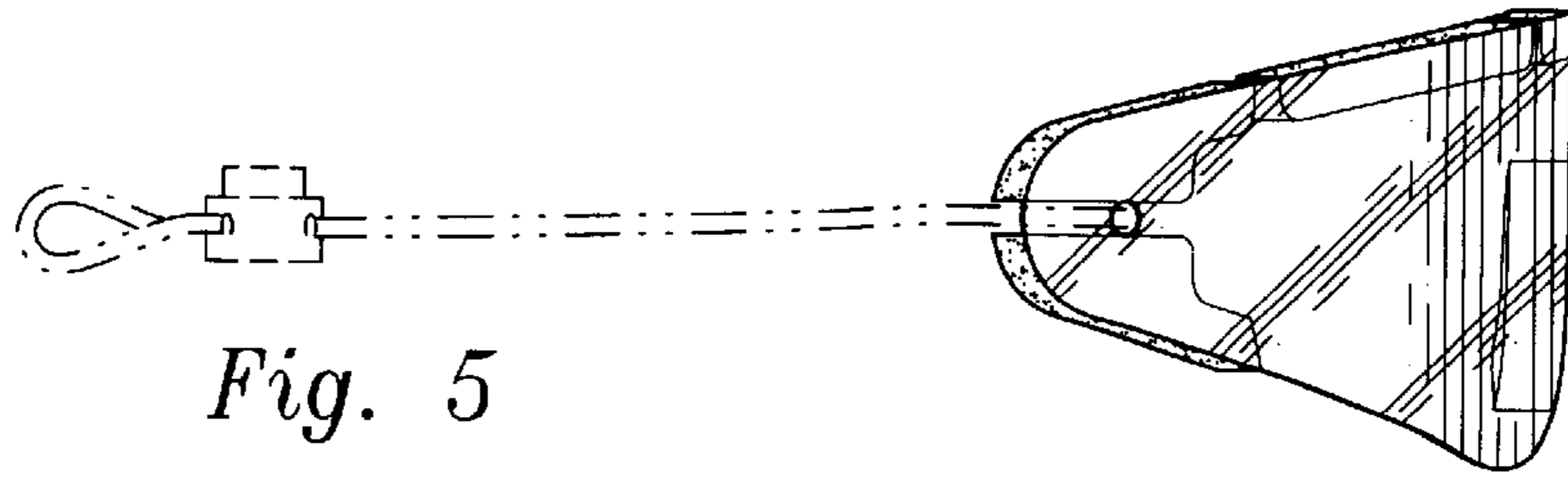
*Fig. 2*



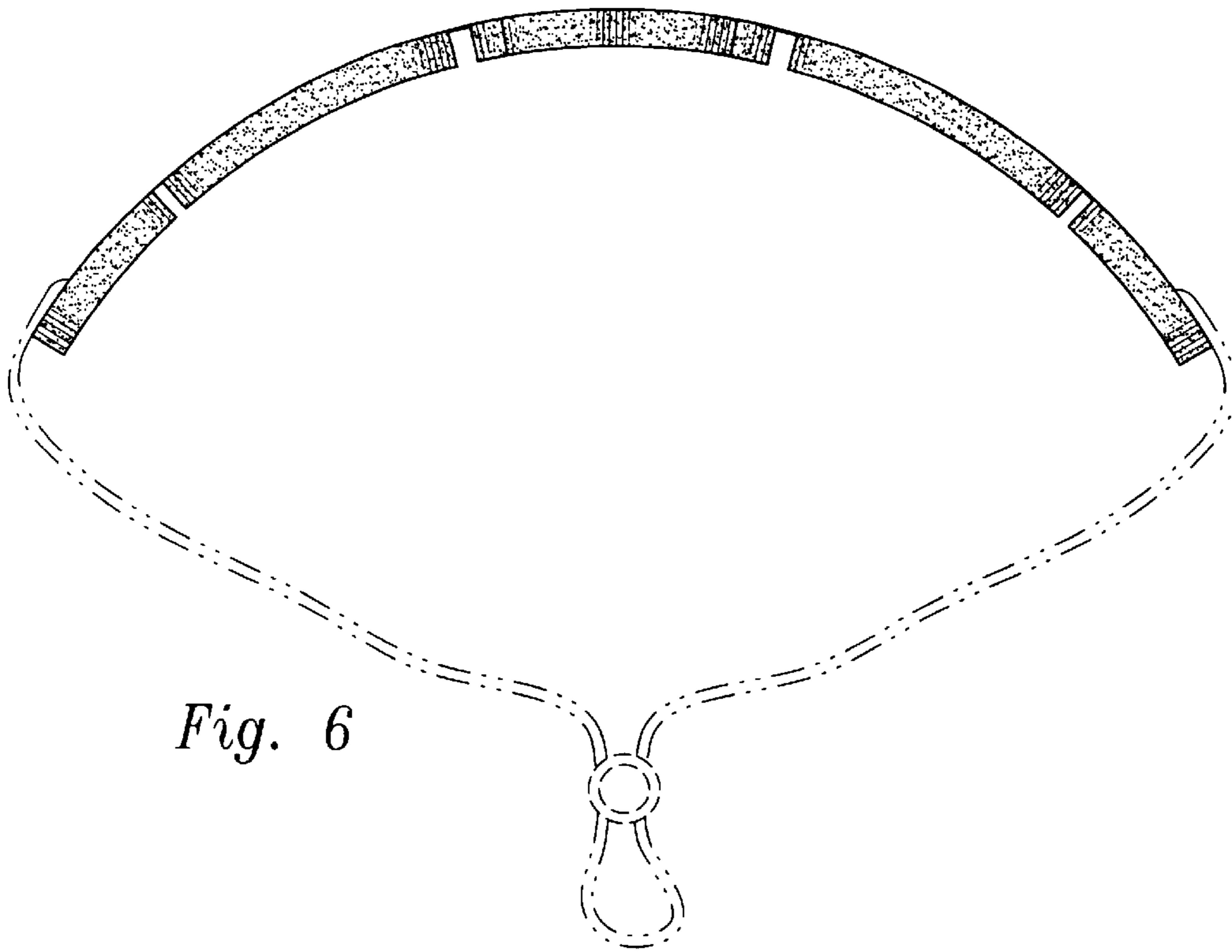
*Fig. 3*



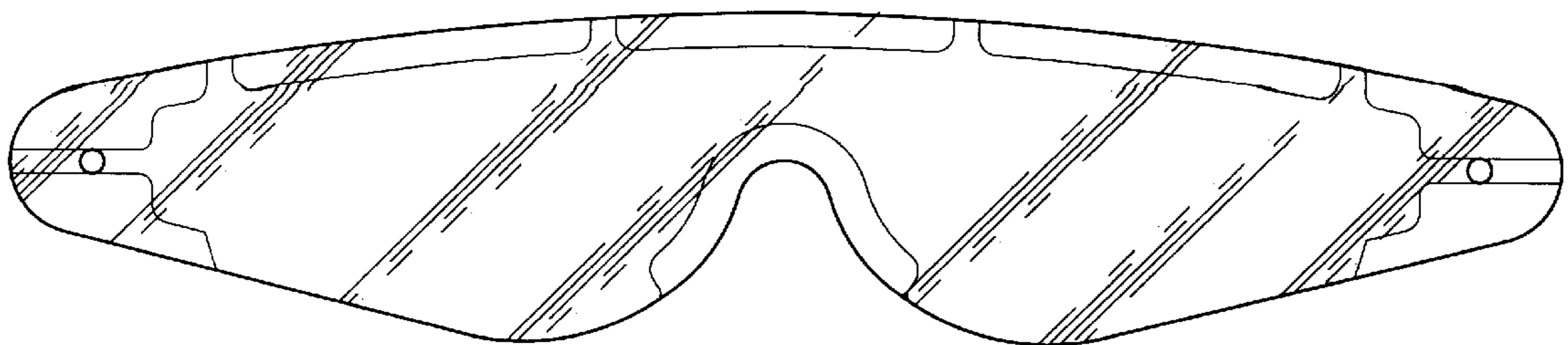
*Fig. 4*




*Fig. 5*



*Fig. 6*



*Fig. 7*



*Fig. 8*