



US00D439595S

(12) **United States Design Patent**  
**Gugler**

(10) **Patent No.:** **US D439,595 S**

(45) **Date of Patent:** **\*\* Mar. 27, 2001**

(54) **EYEGLASSES**

(76) **Inventor:** **Erwin Gugler**, Brunnmatt 4, CH-2552  
Orpund (CH)

(\*\*) **Term:** **14 Years**

(21) **Appl. No.:** **29/115,422**

(22) **Filed:** **Dec. 14, 1999**

**Related U.S. Application Data**

(62) Division of application No. 29/092,183, filed on Aug. 13, 1998.

(30) **Foreign Application Priority Data**

Jul. 29, 1998 (CH) ..... 123 305 201

(51) **LOC (7) Cl.** ..... **16-06**

(52) **U.S. Cl.** ..... **D16/304; D16/326; D16/900**

(58) **Field of Search** ..... D16/101, 300-330,  
D16/335, 900; D29/109, 110; 351/41, 44,  
51, 52, 57, 58, 47, 48, 111, 158; 2/448

(56) **References Cited**

**U.S. PATENT DOCUMENTS**

D. 220,289 \* 3/1971 Mitchell ..... D16/320

D. 282,668	*	2/1986	Haas	.....	D16/320
D. 283,229	*	4/1986	Pulie	.....	D16/320
D. 311,011	*	10/1990	Porsche	.....	D16/320
D. 391,594	*	3/1998	Huh	.....	D16/304
2,414,757	*	1/1947	Mitby et al.	.....	D16/900
5,907,384	*	5/1999	Kirsch	.....	351/57
5,980,036	*	11/1999	Solomon	.....	351/57

\* cited by examiner

*Primary Examiner*—Raphael Barkai

(57) **CLAIM**

The ornamental design for eyeglasses, as shown and described.

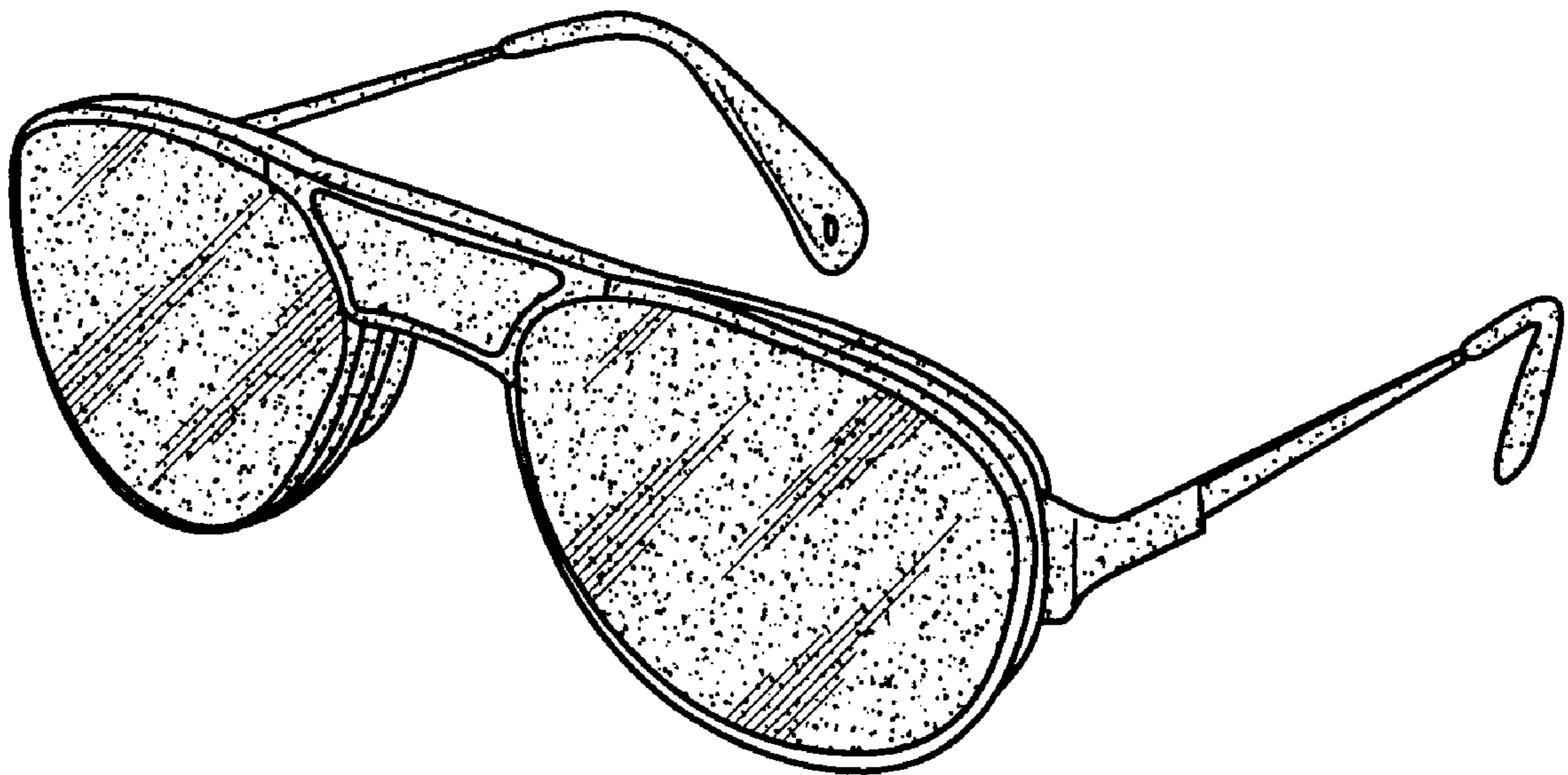
**DESCRIPTION**

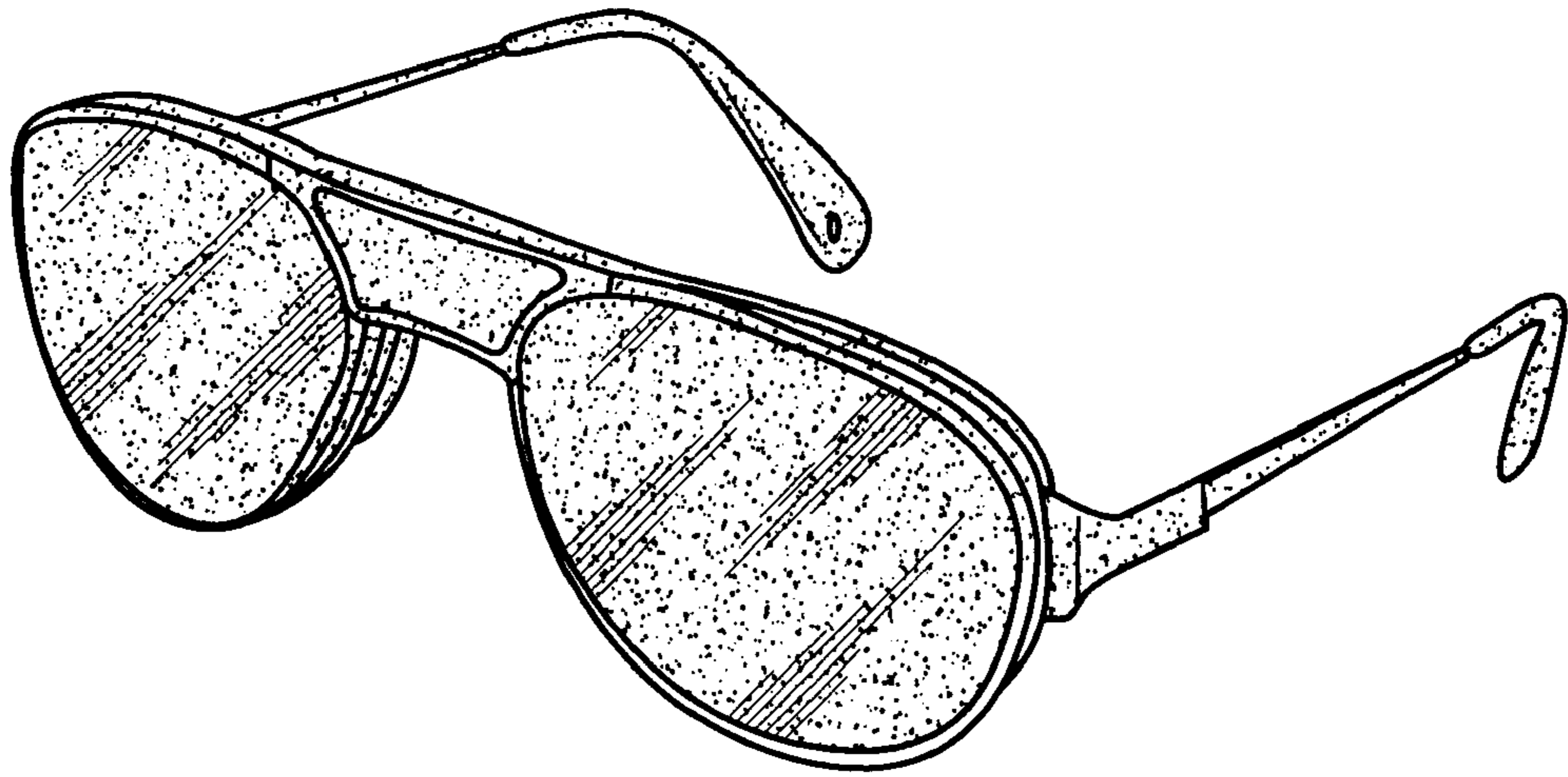
FIG. 1 is a front perspective view of my new ornamental design for eyeglasses

FIG. 2 is a front view thereof with the eyeglass arms folded; and,

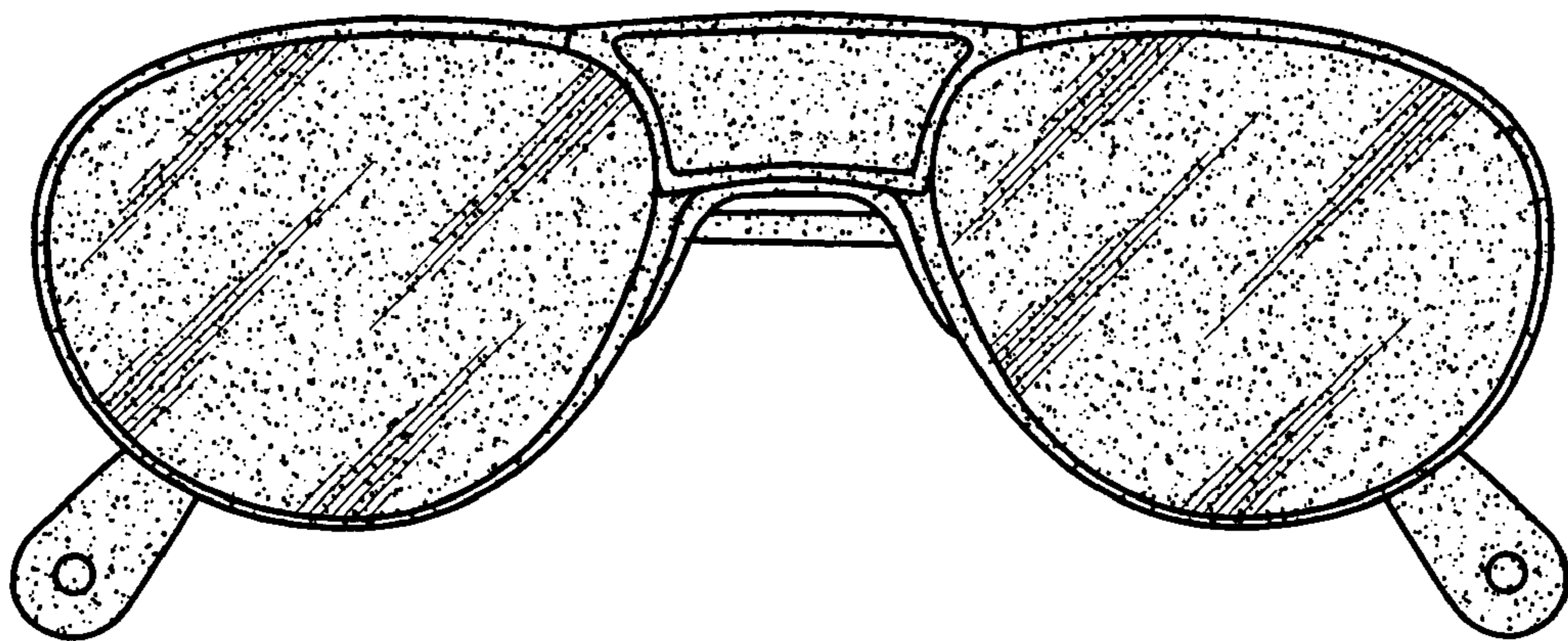
FIG. 3 is a rear perspective view thereof.

**1 Claim, 2 Drawing Sheets**





*Fig. 1*



*Fig. 2*

*Fig. 3*

