



US00D439583S

(12) **United States Design Patent**
Siegel

(10) **Patent No.:** **US D439,583 S**

(45) **Date of Patent:** **** Mar. 27, 2001**

- (54) **COMPACT DISC**
- (75) Inventor: **Alan A. Siegel**, Orlando, FL (US)
- (73) Assignee: **Shape CD, Inc.**, Orlando, FL (US)
- (**) Term: **14 Years**
- (21) Appl. No.: **29/108,048**
- (22) Filed: **Jul. 20, 1999**

5,717,682	*	2/1998	Nomoto	369/275.4
5,852,598	*	12/1998	Wiest	369/291 X
5,882,555	*	3/1999	Rohde et al.	269/280 X

FOREIGN PATENT DOCUMENTS

9702996.3	9/1997	(DE)	.
9704019.3	9/1997	(DE)	.
29709648.6	1/1998	(DE)	.
19824059.7	2/2000	(DE)	.
29823716	2/2000	(DE)	.

* cited by examiner

Primary Examiner—Prabhakar Deshmukh

(74) *Attorney, Agent, or Firm*—Lackebach Siegel

Related U.S. Application Data

- (62) Division of application No. 29/080,046, filed on Nov. 27, 1997.
- (51) **LOC (7) Cl.** **14-99**
- (52) **U.S. Cl.** **D14/474**
- (58) **Field of Search** D14/474, 478, D14/479, 481, 483; D21/324, 332; 242/348-348.4, 335; 360/132, 133, 135, 900; 206/307, 308.1, 308.2, 308.3; 369/275.1-275.4, 277, 280, 281, 287, 288, 292

(57) **CLAIM**

The ornamental design for a compact disc, as shown and described.

DESCRIPTION

FIG. 1 is a top plan view of my compact disc;
 FIG. 2 is a left side view thereof;
 FIG. 3 is a right side view thereof;
 FIG. 4 is a rear side view thereof;
 FIG. 5 is a bottom view thereof;
 FIG. 6 is a front view thereof;
 FIG. 7 is a sectional view thereof; taken along line 7-7 of FIG. 1; and,
 FIG. 8 is an enlarged scale fragmentary view; taken along line of FIG. 3.

(56) **References Cited**

U.S. PATENT DOCUMENTS

D. 193,785	*	10/1962	Campbell et al.	D14/121
D. 231,470	*	4/1974	Klepa et al.	D14/114
D. 394,648	*	5/1998	Rohde	D14/121
3,495,839	*	2/1970	Kelly	369/280 X
4,091,454	*	5/1978	Kauffman	360/135
4,485,496	*	12/1984	Dezawa et al.	360/135 X
5,043,974	*	8/1991	Nakagawa	369/291

1 Claim, 2 Drawing Sheets

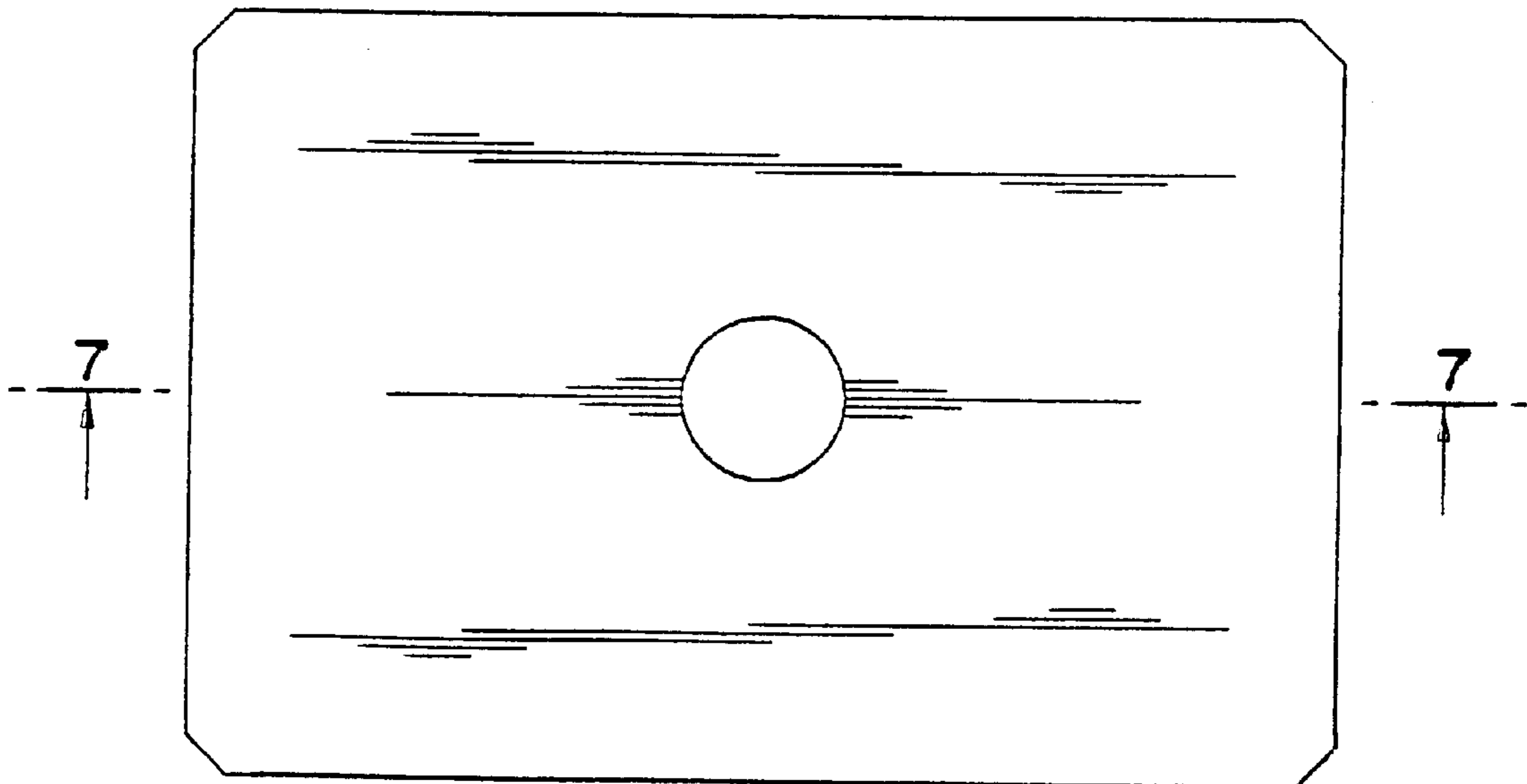




FIG. 2

FIG. 8

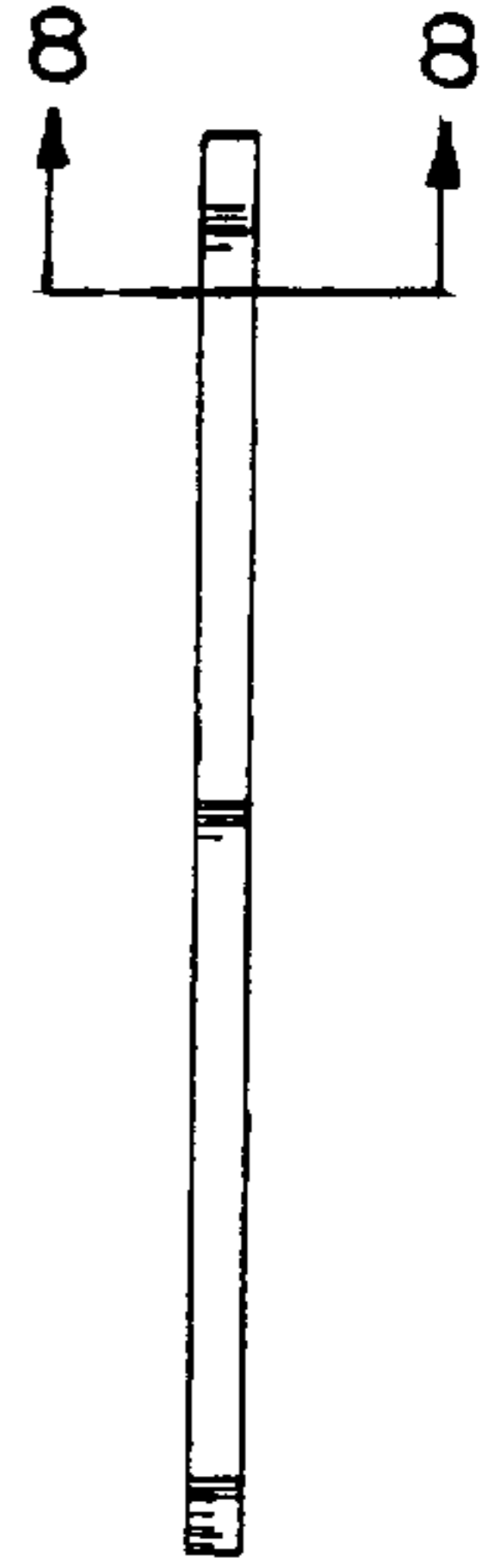
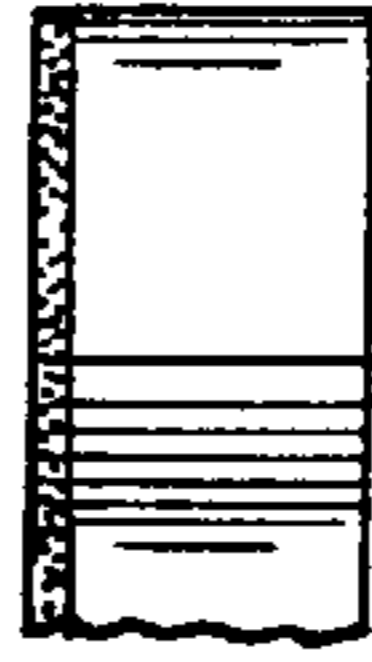


FIG. 3

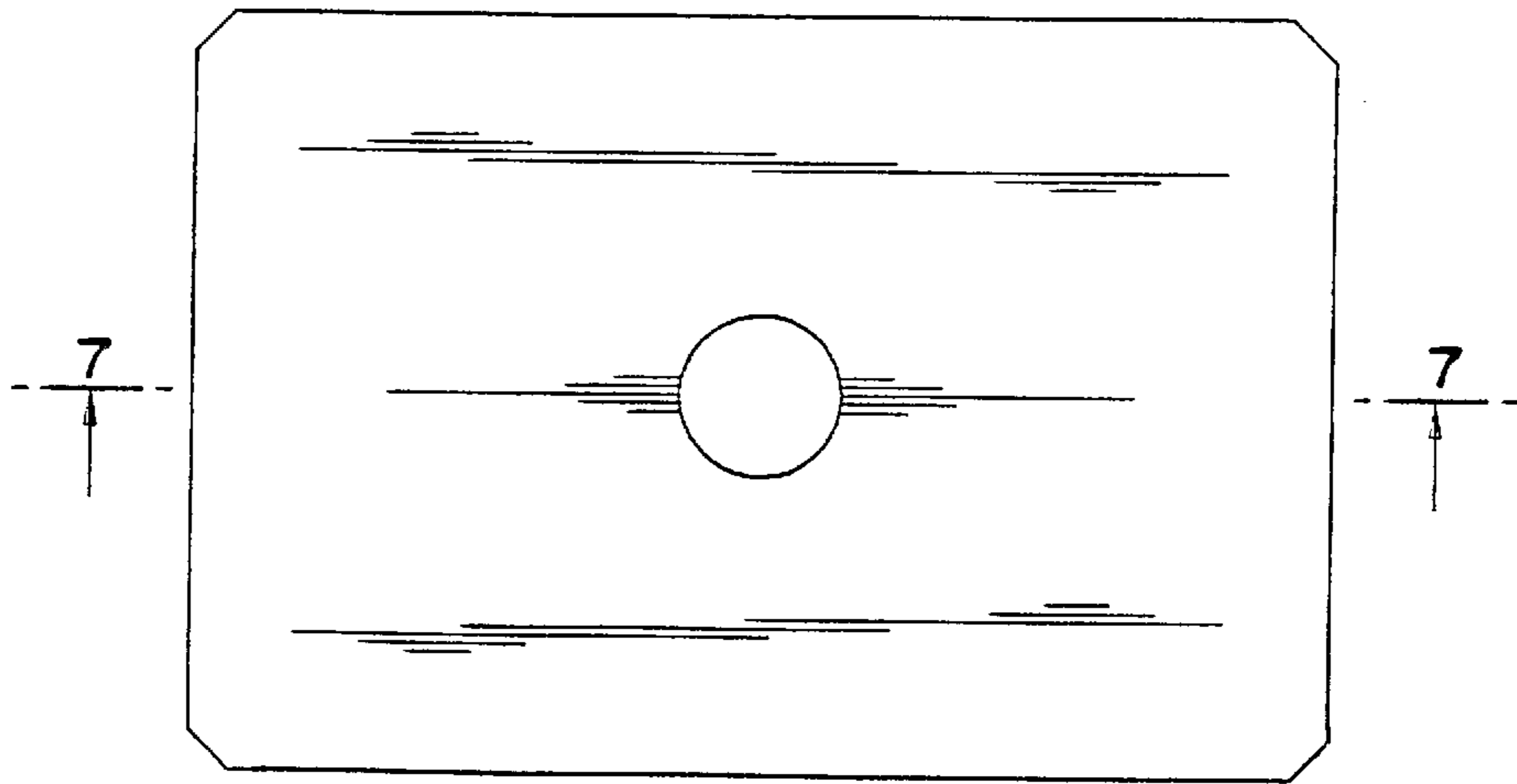


FIG. 1




FIG. 6



FIG. 7

FIG. 5

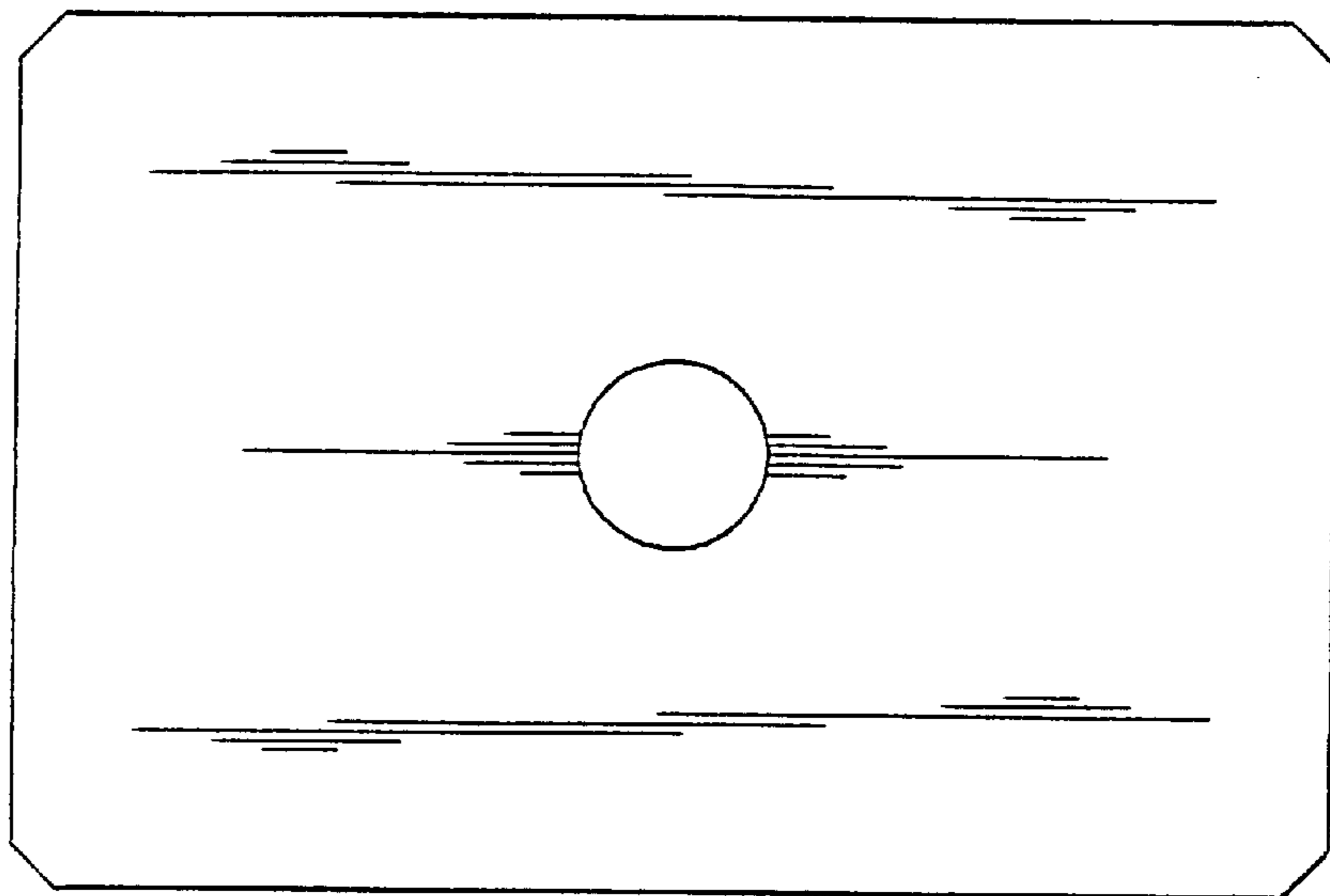


FIG. 4

