



US00D439572S

(12) **United States Design Patent**
Kang

(10) **Patent No.:** **US D439,572 S**

(45) **Date of Patent:** **** Mar. 27, 2001**

(54) **CELLULAR TELEPHONE**

(75) **Inventor:** **Byung Hwa Kang, Seoul (KR)**

(73) **Assignee:** **LG Information & Communications, Ltd., Seoul (KR)**

(**) **Term:** **14 Years**

(21) **Appl. No.:** **29/120,945**

(22) **Filed:** **Mar. 30, 2000**

(30) **Foreign Application Priority Data**

Sep. 30, 1999 (KR) 99-23447

(51) **LOC (7) Cl.** **14-03**

(52) **U.S. Cl.** **D14/138**

(58) **Field of Search** D14/137, 138,
D14/218, 147-148, 247-248, 250, 192,
198; 379/433.434, 419, 420, 428, 440;
455/550-575, 90

(56) **References Cited**

U.S. PATENT DOCUMENTS

D. 370,673	*	6/1996	Happo et al.	D14/138
D. 374,227	*	10/1996	Williams	D14/137
D. 380,468	*	7/1997	Tyneski et al.	D14/137
D. 381,021	*	7/1997	Williams et al.	D14/138
D. 385,875	*	11/1997	Harris et al.	D14/138
D. 386,492	*	11/1997	Yamaguchi	D14/138
D. 386,757	*	11/1997	Harris et al.	D14/138
D. 390,509	*	2/1998	Antzinas et al.	D14/138
D. 395,300	*	6/1998	Yamazaki et al.	D14/138
D. 398,305	*	9/1998	Kasbekar et al.	D14/138

D. 406,835	*	3/1999	Yamasaki	D14/138
D. 407,716	*	4/1999	Park	D14/138
D. 408,030	*	4/1999	Richards et al.	D14/138
D. 409,601	*	5/1999	Wicks et al.	D14/138
D. 410,645	*	6/1999	Wood et al.	D14/138
D. 411,537	*	6/1999	Lee	D14/138
D. 411,994	*	7/1999	Nakahara et al.	D14/138
D. 419,990	*	2/2000	Park	D14/138
D. 428,402	*	7/2000	Son et al.	D14/138
5,689,824	*	11/1997	Nagai	379/433 X
5,715,524	*	2/1998	Jambhekar et al.	455/90
5,742,894	*	4/1998	Jambhekar et al.	455/90

* cited by examiner

Primary Examiner—Jeffrey Asch

(74) *Attorney, Agent, or Firm*—Fleshner & Kim, LLP

(57) **CLAIM**

The ornamental design for a cellular telephone, as shown and described.

DESCRIPTION

FIG. 1 is a front elevation view of the ornamental design for a cellular telephone;

FIG. 2 is a rear elevation view thereof;

FIG. 3 is a left side elevation view thereof;

FIG. 4 is a right side elevational view thereof;

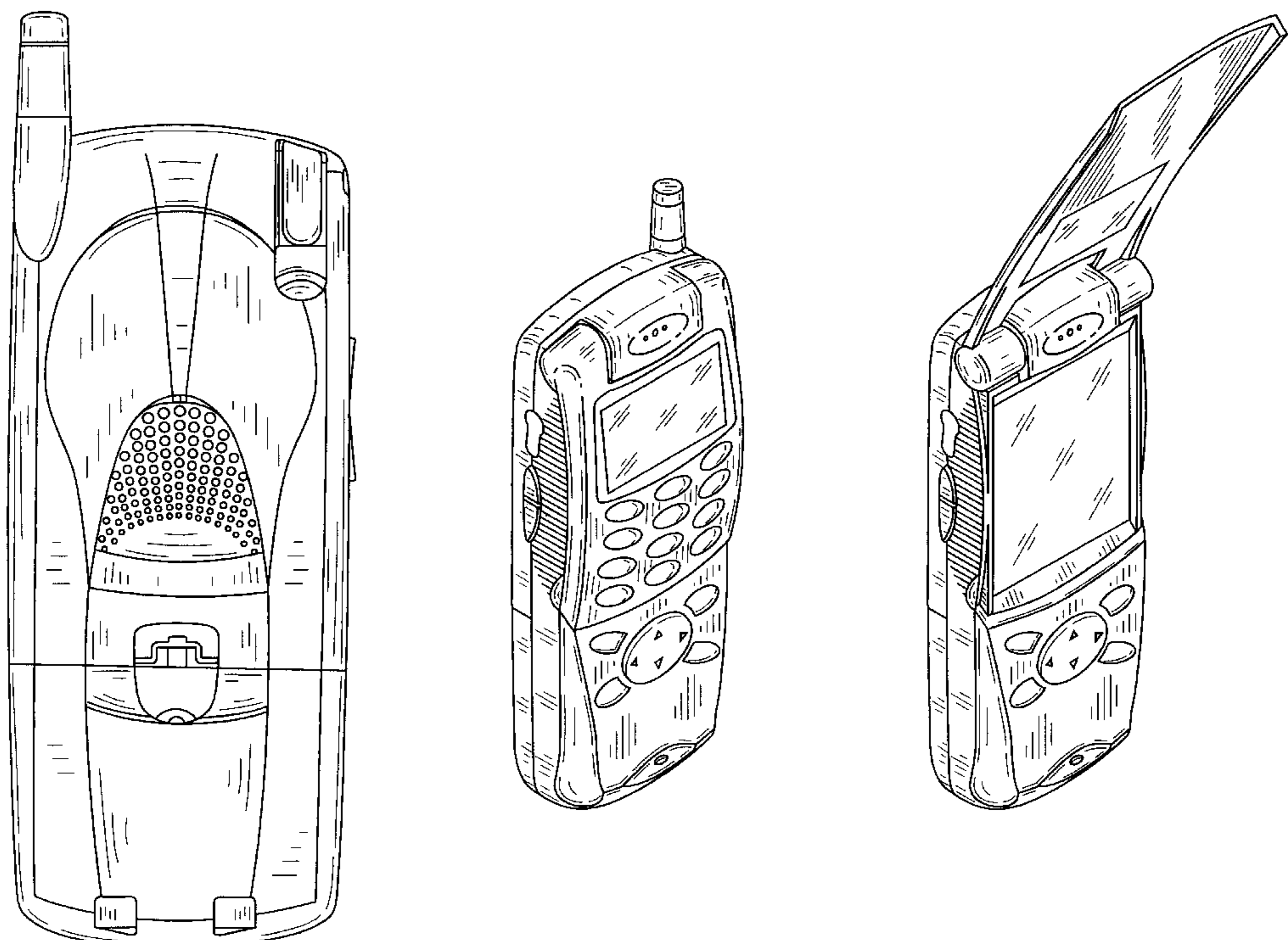
FIG. 5 is a top plan view thereof;

FIG. 6 is a bottom view thereof;

FIG. 7 is a perspective view of the cellular telephone with a flip cover in the closed position; and,

FIG. 8 is a perspective view of the cellular telephone with a flip cover in the open position.

1 Claim, 4 Drawing Sheets



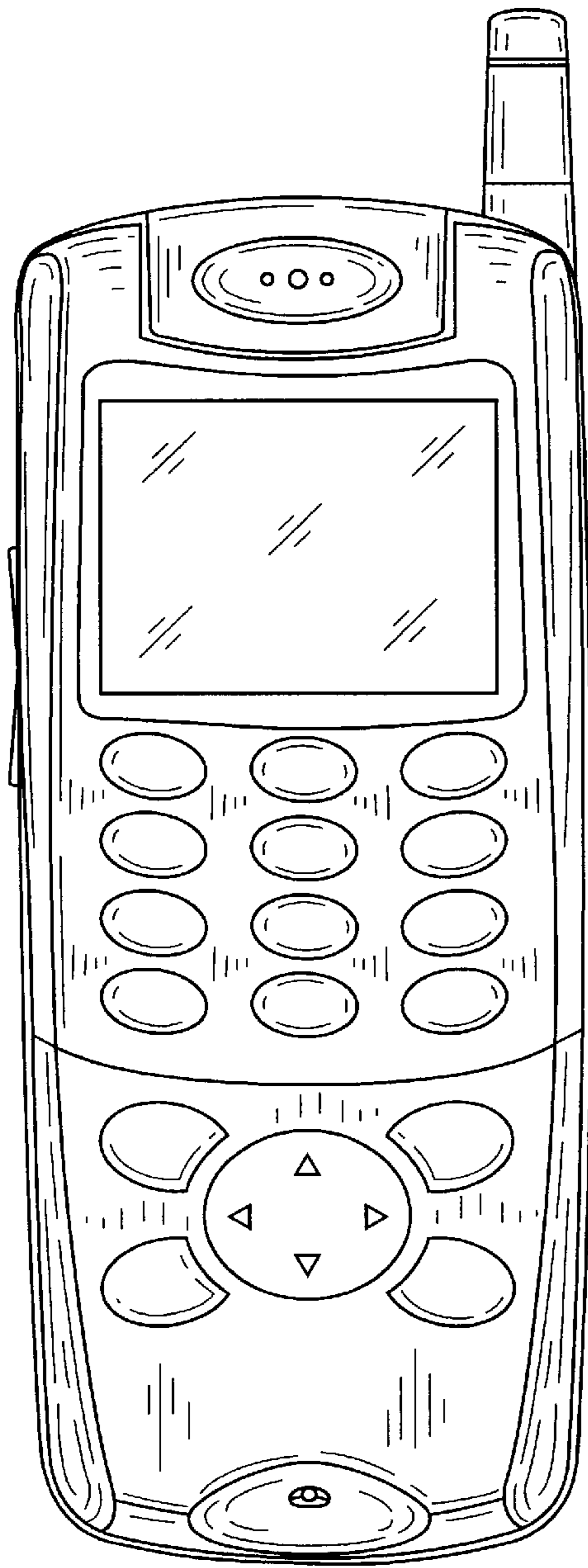


FIG. 1

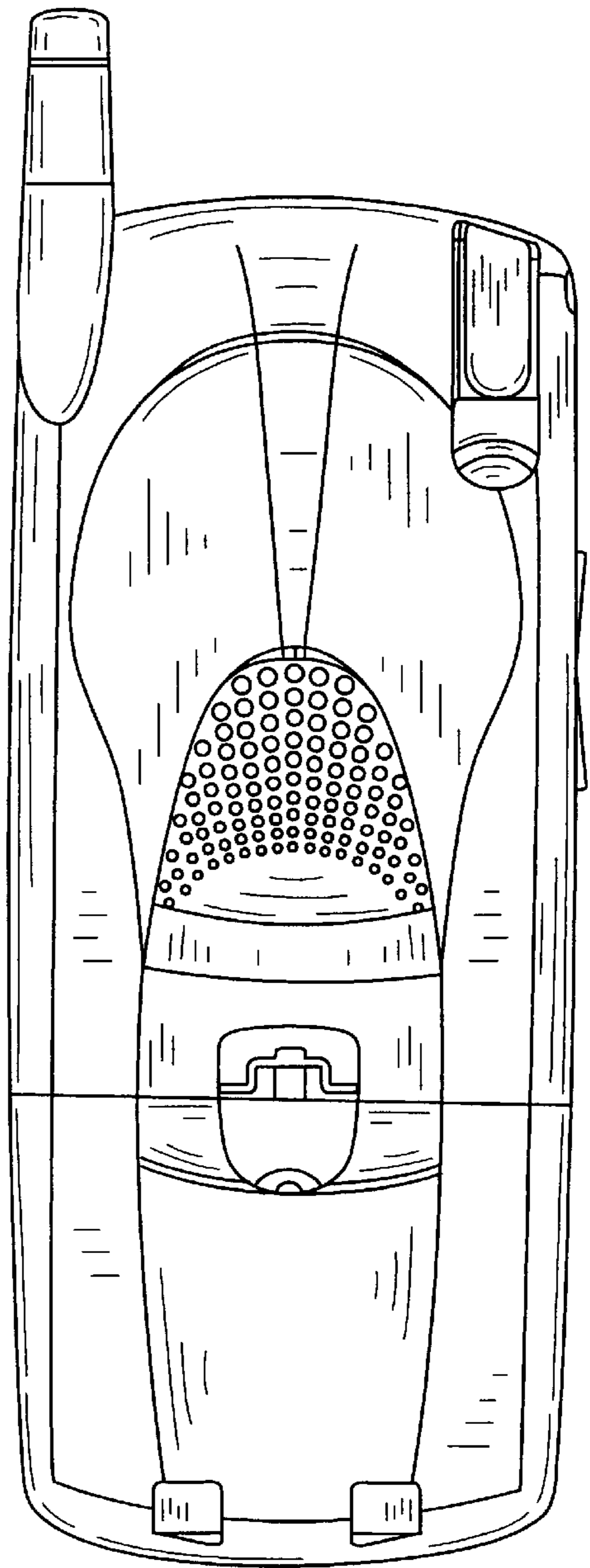


FIG. 2

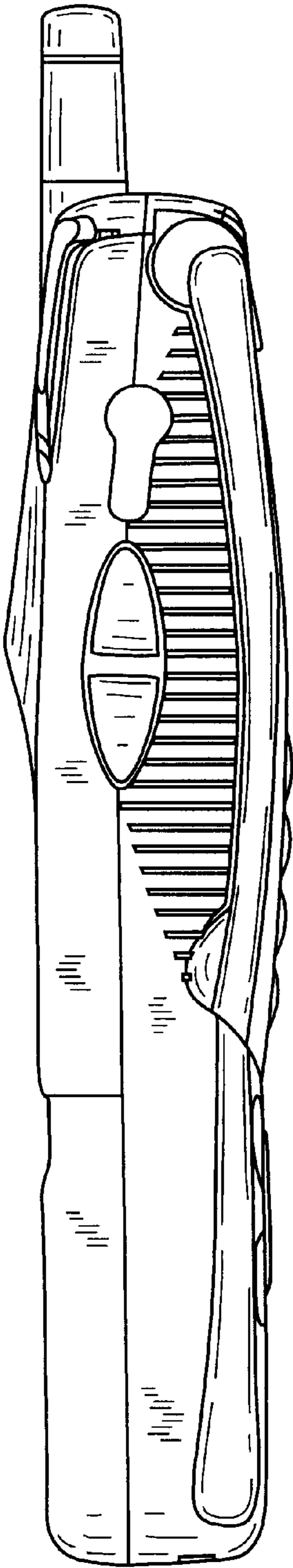


FIG. 3

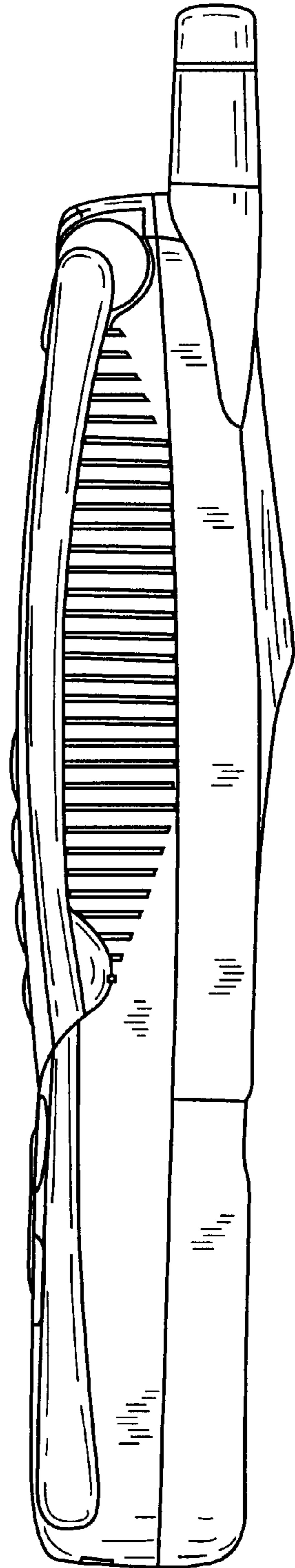


FIG. 4




FIG. 5




FIG. 6




FIG. 7




FIG. 8