



US00D439556S

(12) **United States Design Patent**  
**Beigel**

(10) **Patent No.:** **US D439,556 S**

(45) **Date of Patent:** **\*\* Mar. 27, 2001**

(54) **INSTRUMENT PANEL OF A TRUCK VEHICLE**

(75) **Inventor:** **David J. Beigel**, Kettering, OH (US)

(73) **Assignee:** **Navistar International Transportation Corp**, Chicago, IL (US)

(\*\*) **Term:** **14 Years**

(21) **Appl. No.:** **29/114,097**

(22) **Filed:** **Nov. 17, 1999**

(51) **LOC (7) Cl.** ..... **12-16**

(52) **U.S. Cl.** ..... **D12/192**

(58) **Field of Search** ..... D12/192, 400,  
D12/415; 180/90; 280/752; 296/70-74;  
248/27.1-27.3, 904

(56) **References Cited**

**U.S. PATENT DOCUMENTS**

D. 294,140	*	2/1988	Koch	.....	D12/192
D. 319,614	*	9/1991	Slyter	.....	D12/192
D. 323,314	*	1/1992	Slyter	.....	D12/192
D. 336,459	*	6/1993	Tisten et al.	.....	D12/192
D. 339,786		9/1993	Allendorph et al.	.	
D. 372,010	*	7/1996	Pfeiffer et al.	.....	D12/192
D. 378,585	*	3/1997	Duguid et al.	.....	D12/192
D. 378,910	*	4/1997	Black et al.	.....	D12/192

D. 389,798	*	1/1998	Ma et al.	.....	D12/192
D. 395,030	*	6/1998	Hellhake et al.	.....	D12/192
D. 397,977	*	9/1998	Hellhake et al.	.....	D12/192
D. 403,641	*	1/1999	Sacco et al.	.....	D12/192
D. 405,408	*	2/1999	Yoshida et al.	.....	D12/192
D. 413,095	*	8/1999	Abalos et al.	.....	D12/192
D. 419,936	*	2/2000	Sacco et al.	.....	D12/192
D. 423,434	*	4/2000	Yano et al.	.....	D12/192
D. 423,435	*	4/2000	Sato	.....	D12/192
D. 424,002	*	5/2000	Leschke et al.	.....	D12/192

\* cited by examiner

*Primary Examiner*—Stacia Cadmus

(74) *Attorney, Agent, or Firm*—Jeffrey P. Calfa; Dennis Kelly Sullivan Gilberto Hernandez; Neil T. Powell

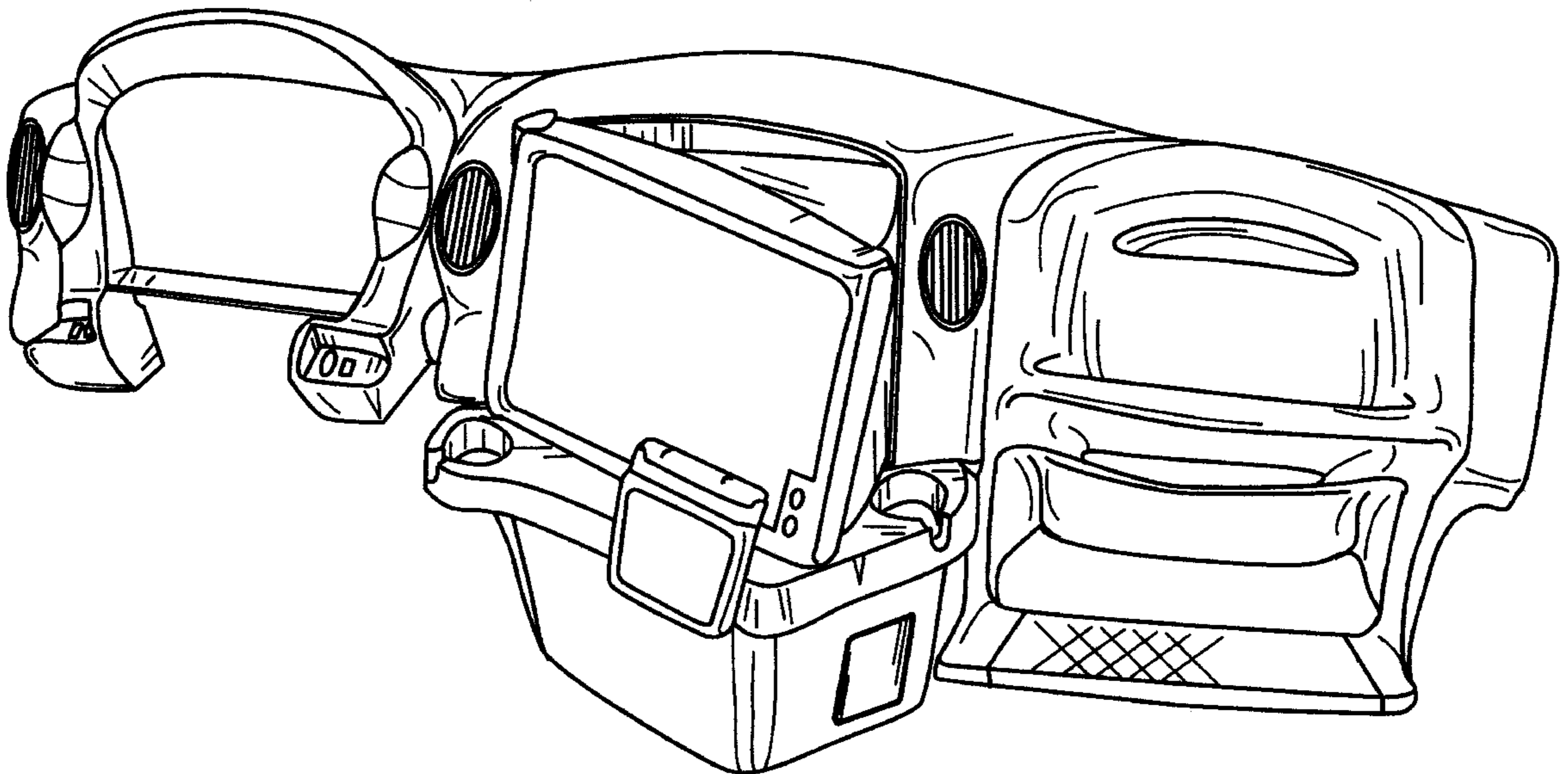
(57) **CLAIM**

The ornamental design for an instrument panel of a truck vehicle, as shown and described.

**DESCRIPTION**

FIG. 1 is a left, front perspective view of an instrument panel of a truck vehicle showing my new design;  
FIG. 2 is a front view of the invention shown in FIG. 1;  
FIG. 3 is a left side view of the invention shown in FIG. 1; and,  
FIG. 4 is a right side view of the invention shown in FIG. 1.

**1 Claim, 4 Drawing Sheets**



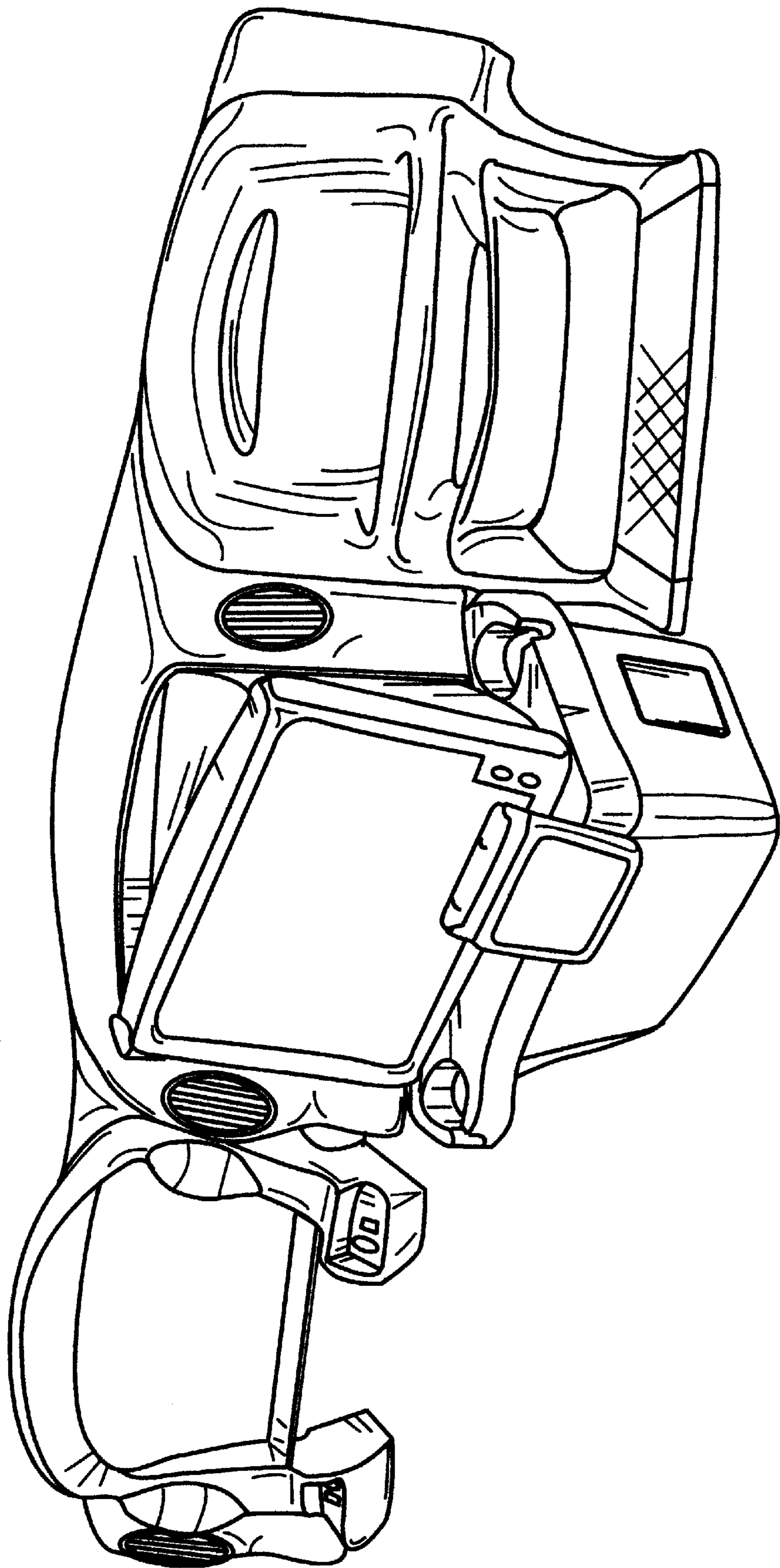
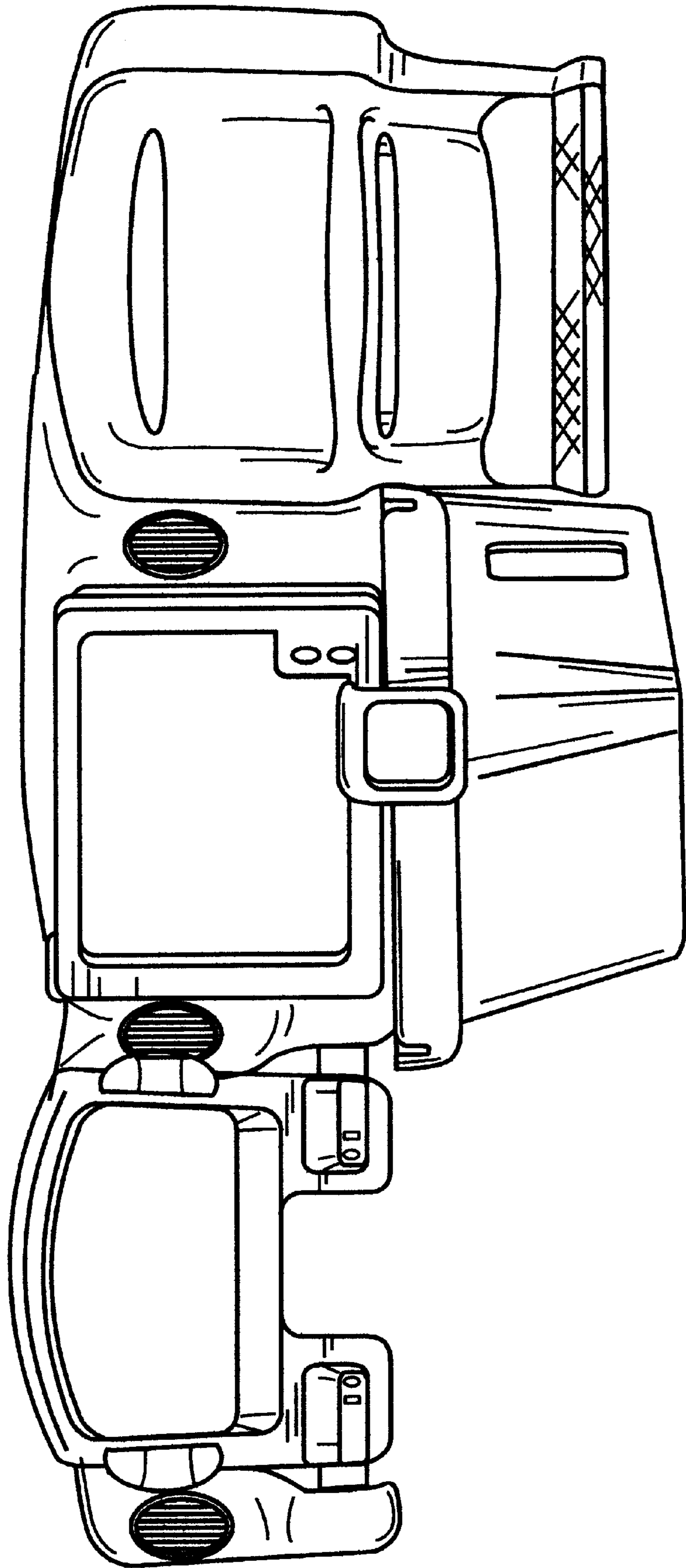
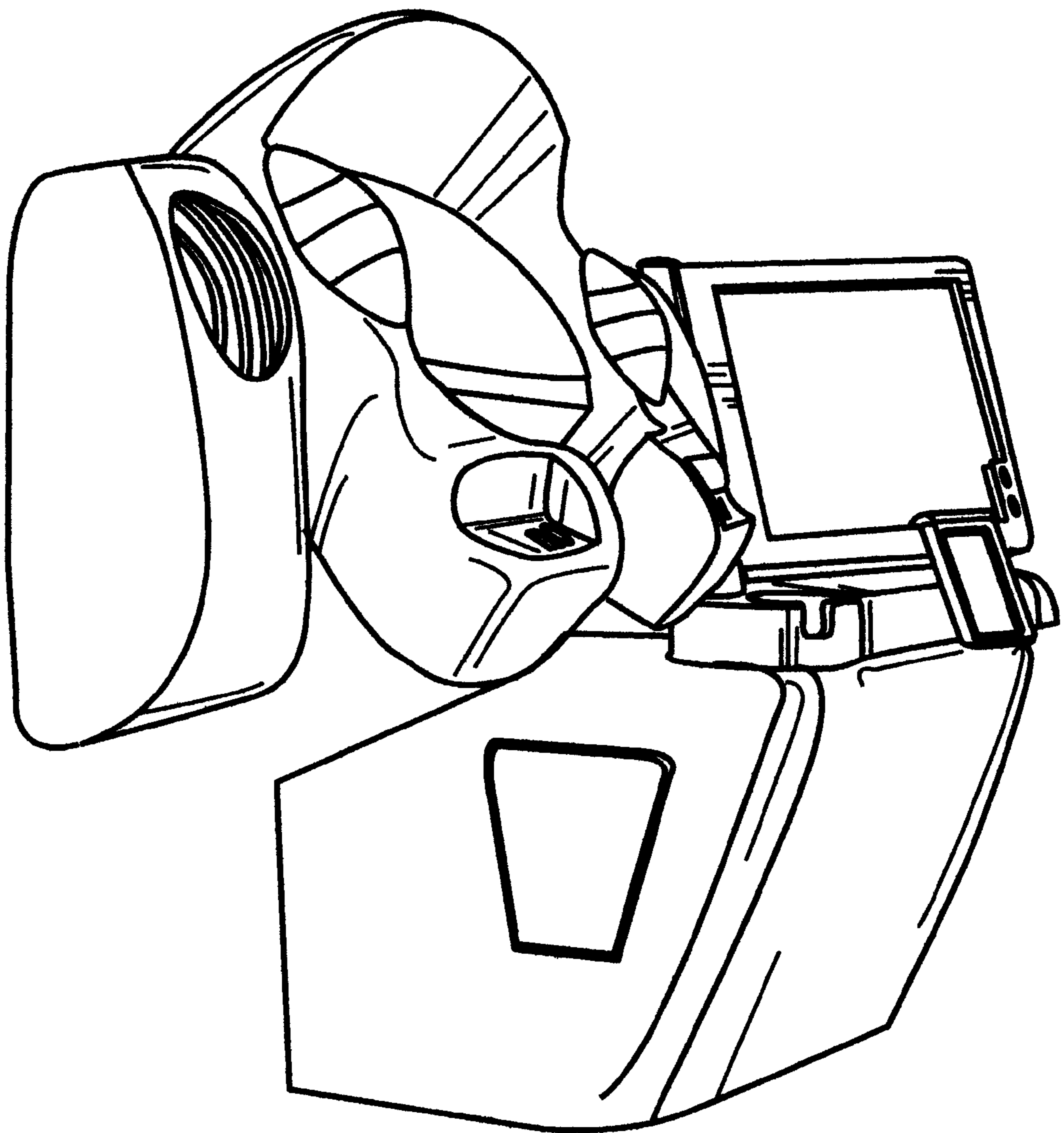


FIG. 1

FIG. 2



**FIG. 3**



**FIG. 4**

