



US00D439547S

(12) **United States Design Patent**  
**O'Sullivan**

(10) **Patent No.:** **US D439,547 S**

(45) **Date of Patent:** **\*\* Mar. 27, 2001**

(54) **ORNAMENTAL BIRD DESIGN**

D. 402,231 \* 12/1998 Mumford ..... D11/162

(76) Inventor: **Marlyn D. O'Sullivan**, P.O. Box 2636,  
Garden Grove, CA (US) 92842

\* cited by examiner

(\*\*) Term: **14 Years**

*Primary Examiner*—Dominic Simone  
(74) *Attorney, Agent, or Firm*—Fulwider Patton Lee &  
Utecht, LLP

(21) Appl. No.: **29/104,006**

(57) **CLAIM**

(22) Filed: **Apr. 26, 1999**

The ornamental design for a ornamental bird design, as shown and described.

(51) **LOC (7) Cl.** ..... **11-02**

(52) **U.S. Cl.** ..... **D11/162**

(58) **Field of Search** ..... D11/121, 131,  
D11/158, 162, 142; D21/606; 428/16

**DESCRIPTION**


(56) **References Cited**


**U.S. PATENT DOCUMENTS**

- D. 76,164 \* 8/1928 Smith ..... D11/142
- D. 108,791 \* 3/1938 Kranz et al. .... D11/142
- D. 387,003 \* 12/1997 Au ..... D11/121
- D. 392,917 \* 3/1998 Cliff ..... D11/162

FIG. 1 is a perspective view showing my new design;  
FIG. 2 is a right side elevational view thereof;  
FIG. 3 is a bottom plan view thereof;  
FIG. 4 is a left side elevational view thereof;  
FIG. 5 is a top plan view thereof;  
FIG. 6 is a front view thereof; and,  
FIG. 7 is a back view thereof.

**1 Claim, 4 Drawing Sheets**





II II II II

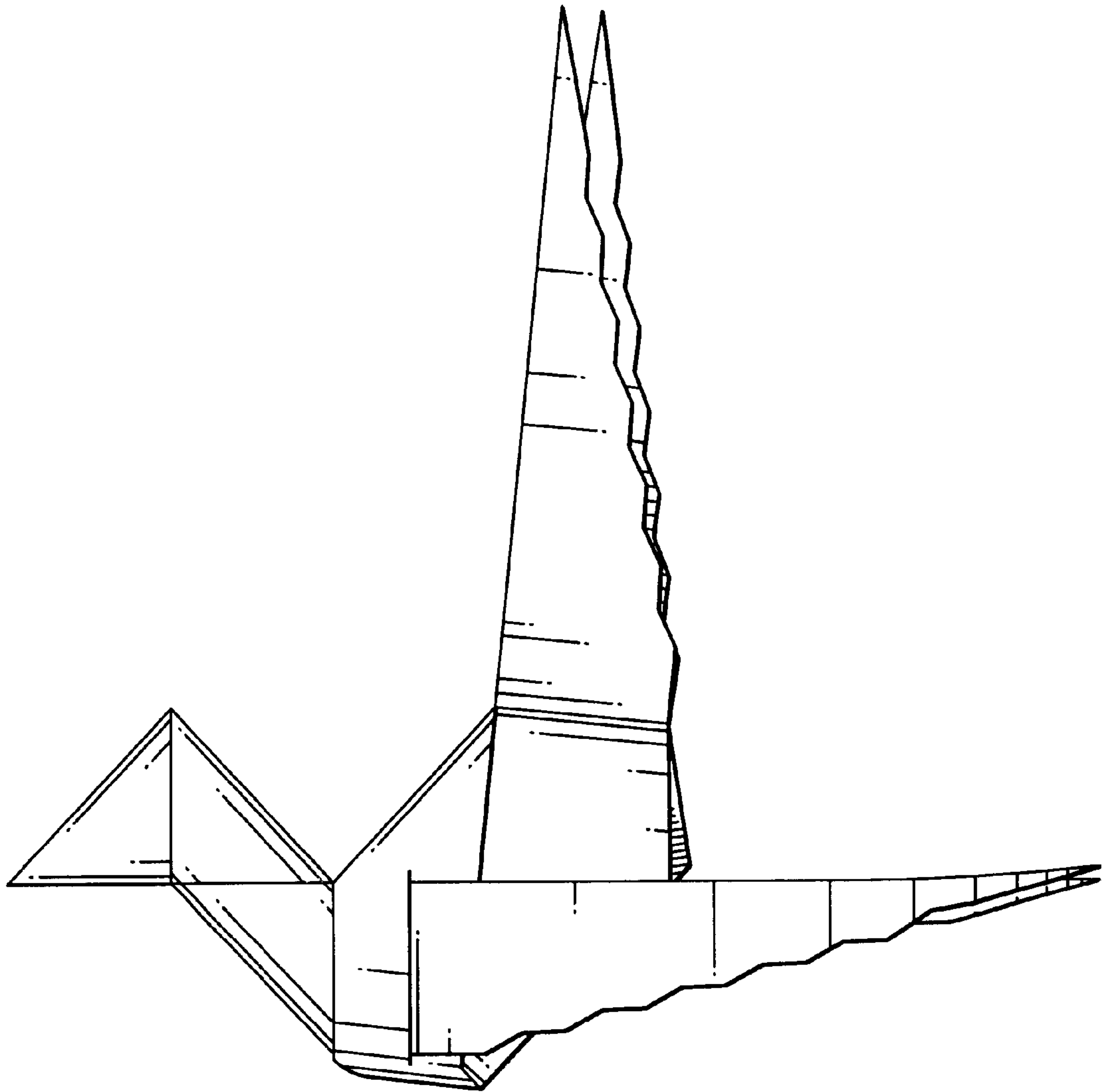


Fig. 2

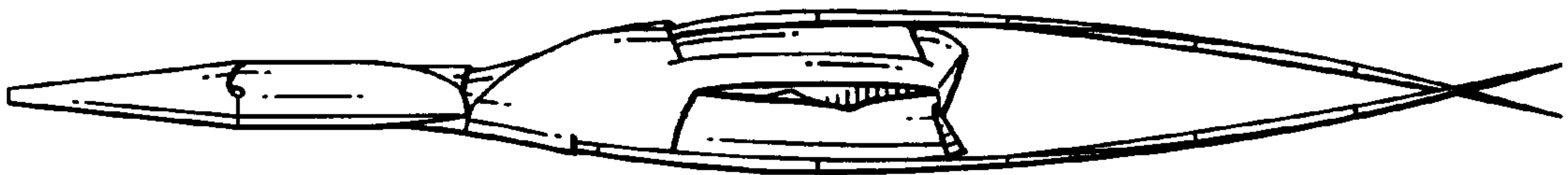

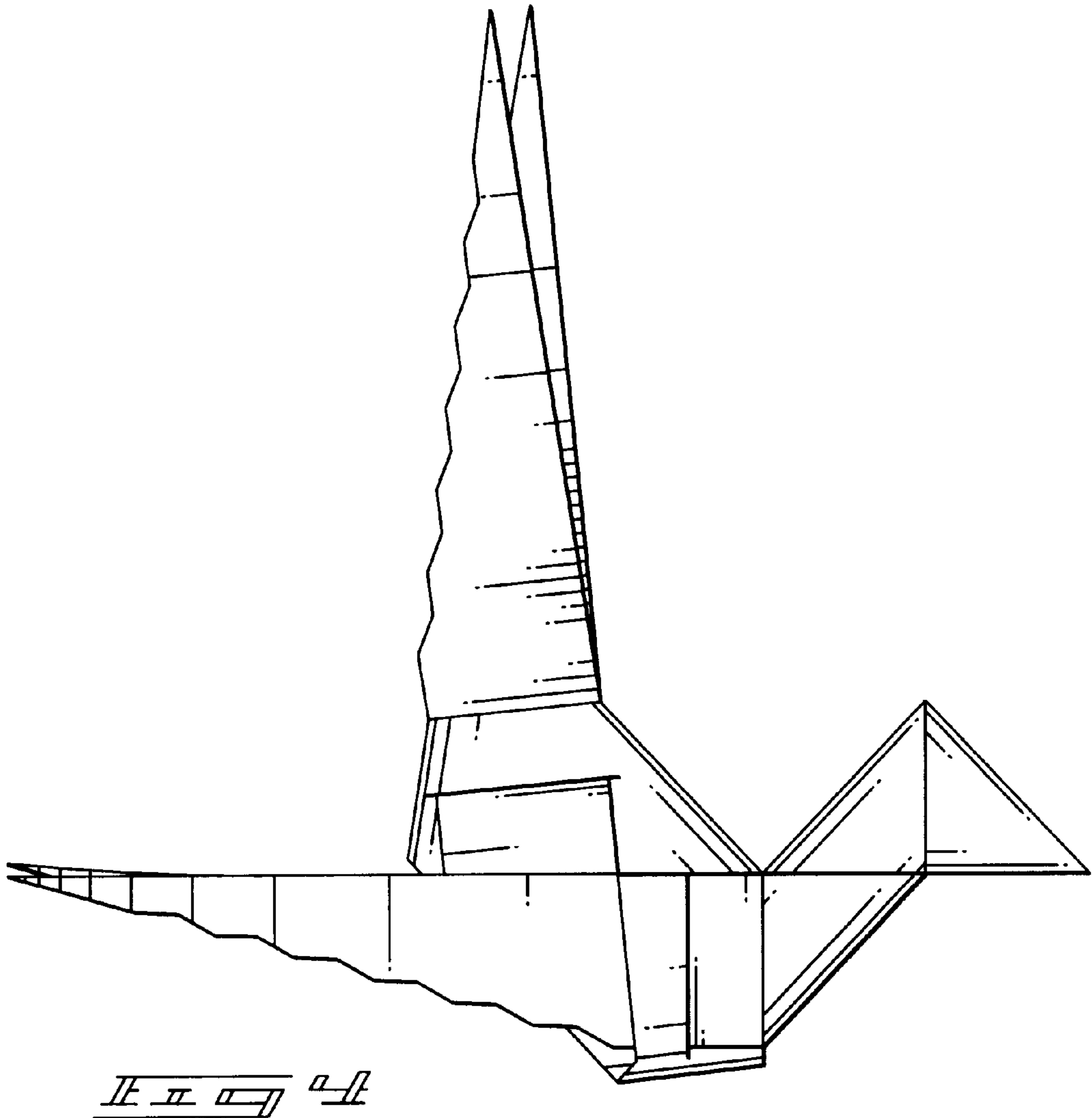


Fig. 3



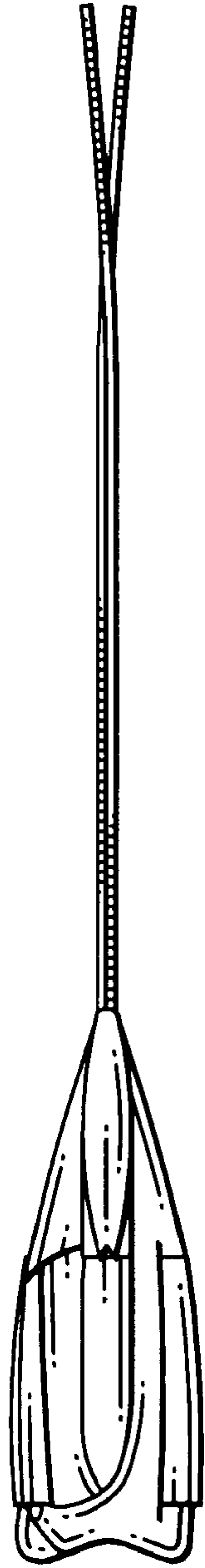


Fig. 1

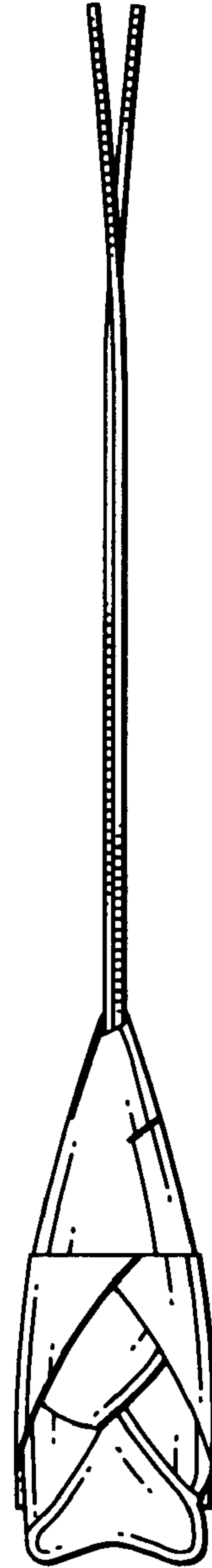


Fig. 2