



US00D439545S

(12) **United States Design Patent**
Grosfillex

(10) **Patent No.:** **US D439,545 S**

(45) **Date of Patent:** **** Mar. 27, 2001**

(54) **FLOWER POT**

(75) **Inventor:** **Raymond Grosfillex, Oyonnax (FR)**

(73) **Assignee:** **Grosfillex Sarl, Oyonnax (FR)**

(**) **Term:** **14 Years**

(21) **Appl. No.:** **29/110,591**

(22) **Filed:** **Sep. 9, 1999**

(30) **Foreign Application Priority Data**

Mar. 15, 1999 (XH) DMA/004 426

(51) **LOC (7) Cl.** **11-02**

(52) **U.S. Cl.** **D11/152**

(58) **Field of Search** D11/143-156;
D6/403; D7/509, 560, 708; 47/39, 40, 41.01,
41.13, 65.5, 68, 73; 206/423; 248/27.8

(56) **References Cited**

U.S. PATENT DOCUMENTS

- D. 356,754 * 3/1995 Schmidt et al. D11/152
- D. 372,887 * 8/1996 Deelen D11/152

- D. 385,213 * 10/1997 McAllister D11/156
- D. 428,358 * 7/2000 Grosfillex D11/151
- D. 428,829 * 8/2000 Grosfillex D11/152

* cited by examiner

Primary Examiner—Doris V. Coles

Assistant Examiner—Mimosa De

(74) *Attorney, Agent, or Firm*—Dowell & Dowell, P.C.

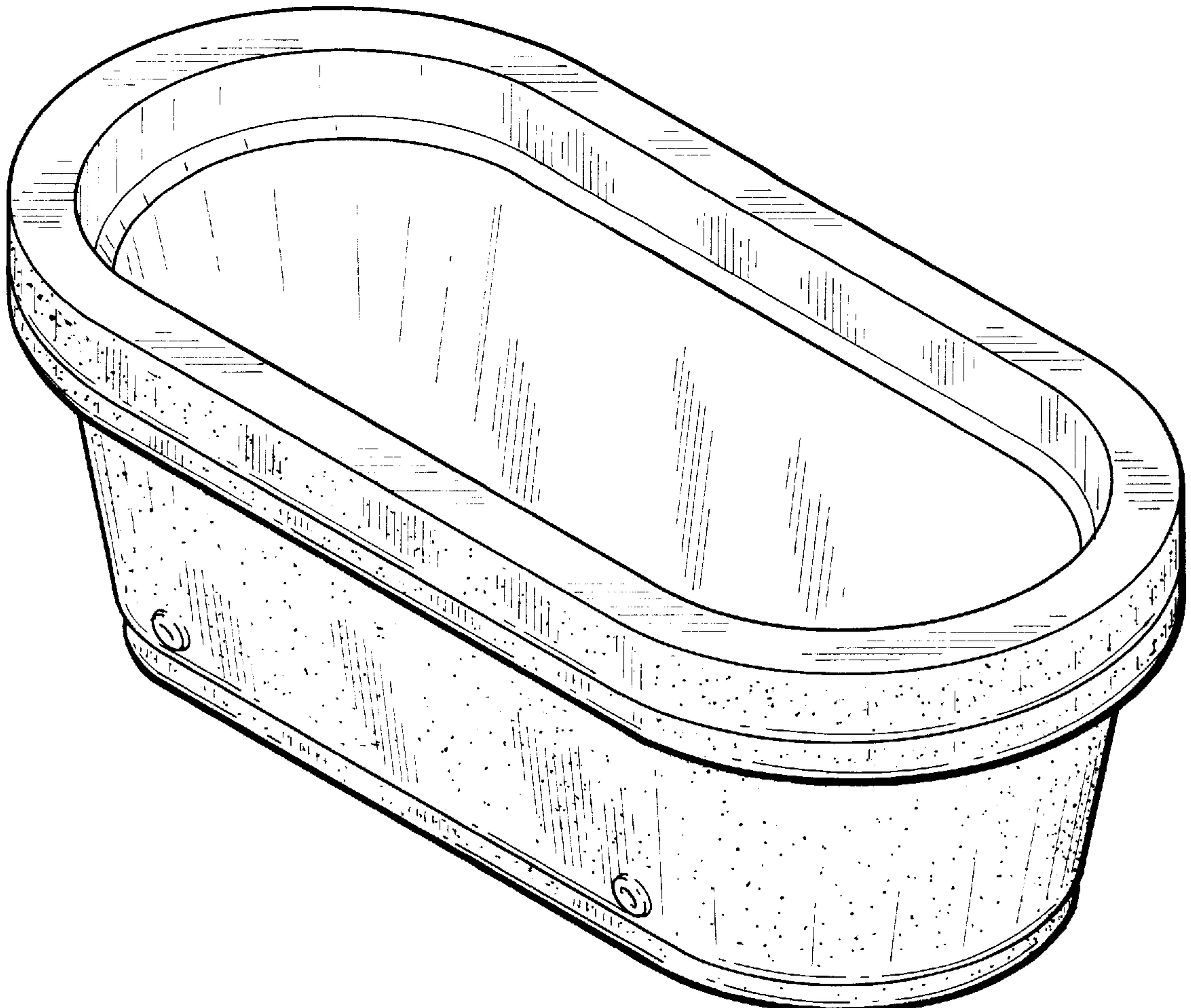
(57) **CLAIM**

The ornamental design for a flower pot, as shown and described.

DESCRIPTION

FIG. 1 is a front perspective view of a flower pot showing my new design;
 FIG. 2 is a front elevational view thereof, a view from the rear being a mirror image;
 FIG. 3 is a right side elevational view, a view from the left side being a mirror image;
 FIG. 4 is a top plan view; and,
 FIG. 5 is a bottom plan view.

1 Claim, 2 Drawing Sheets



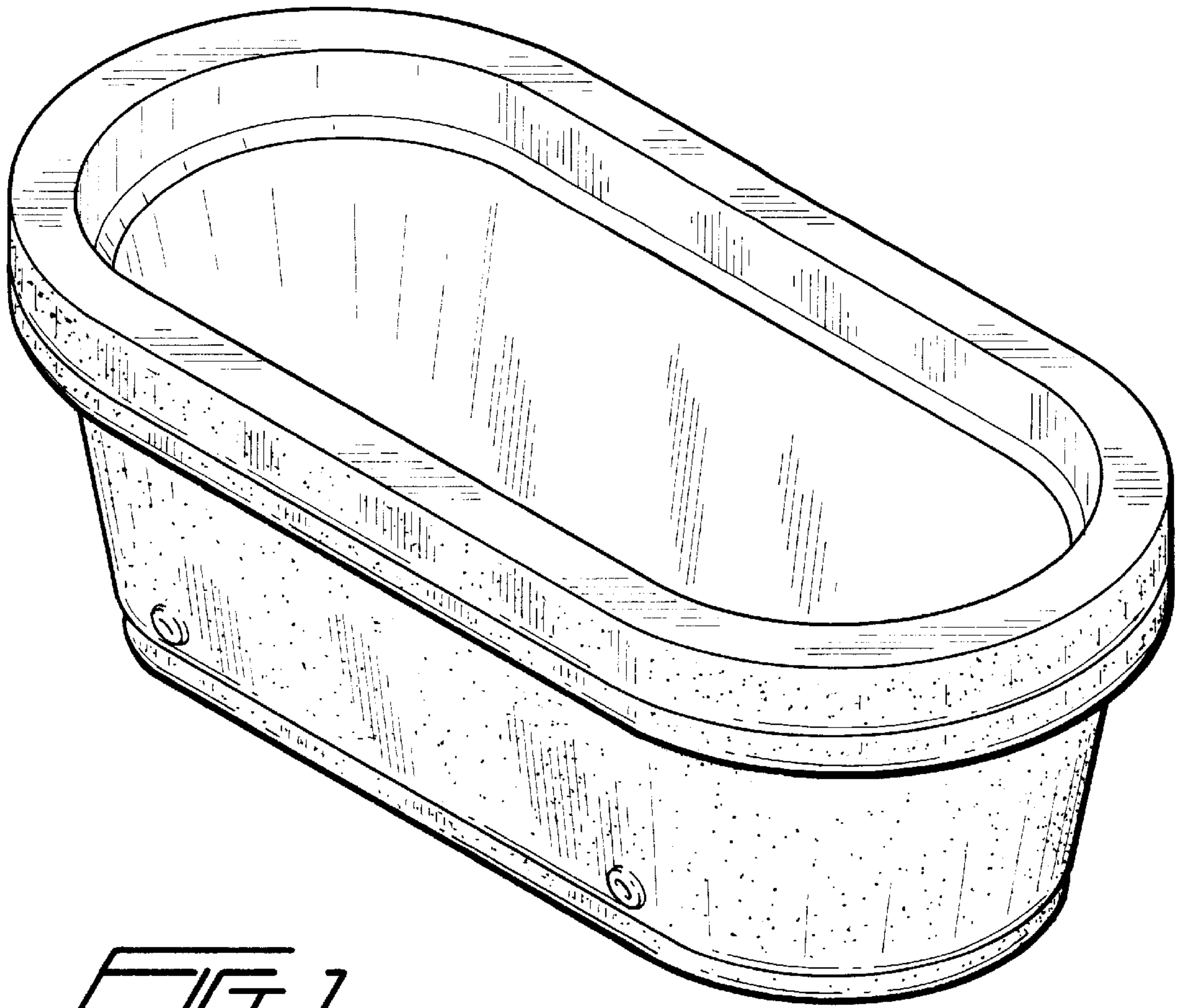


FIG. 1




FIG. 2



FIG. 3

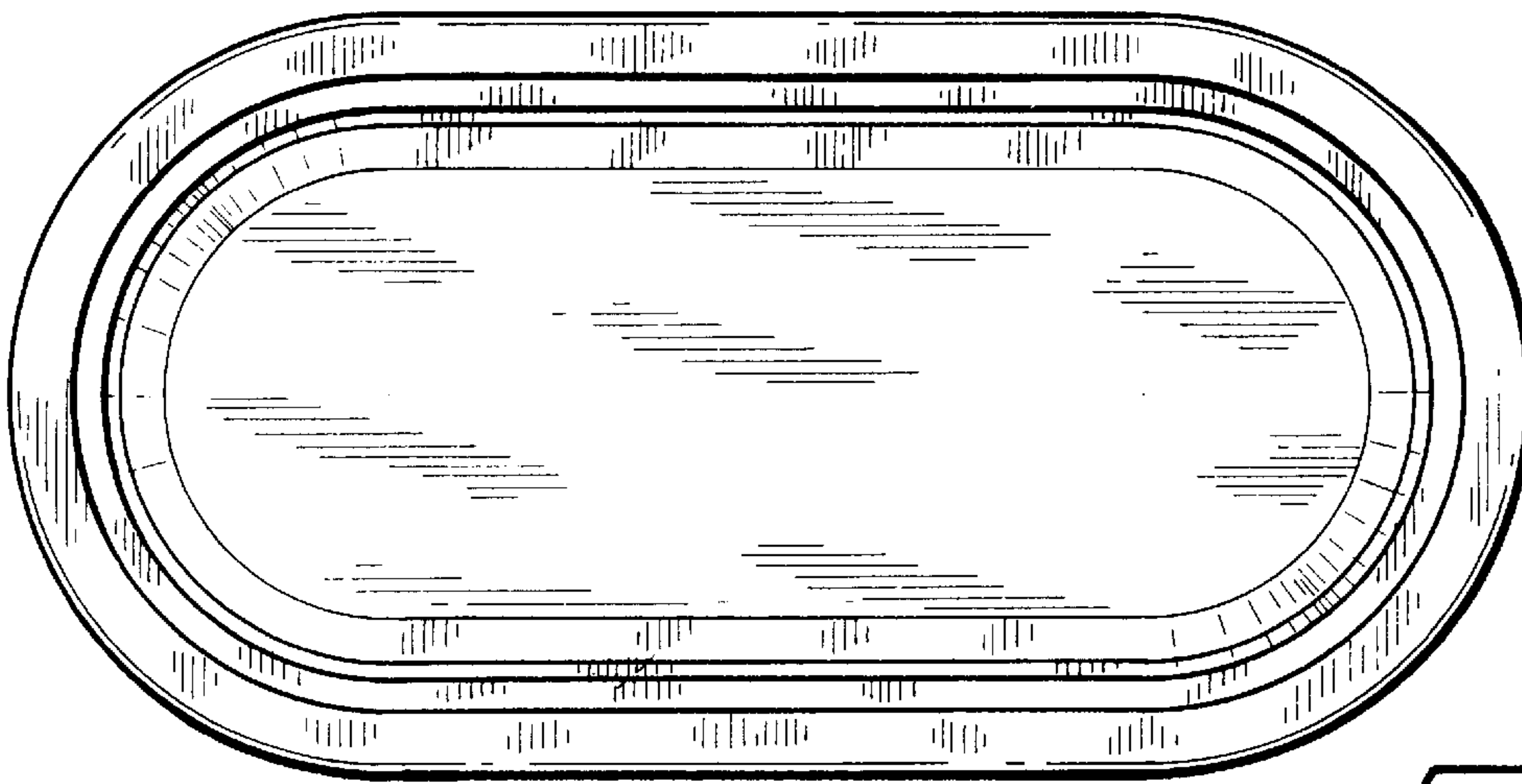


FIG. 4

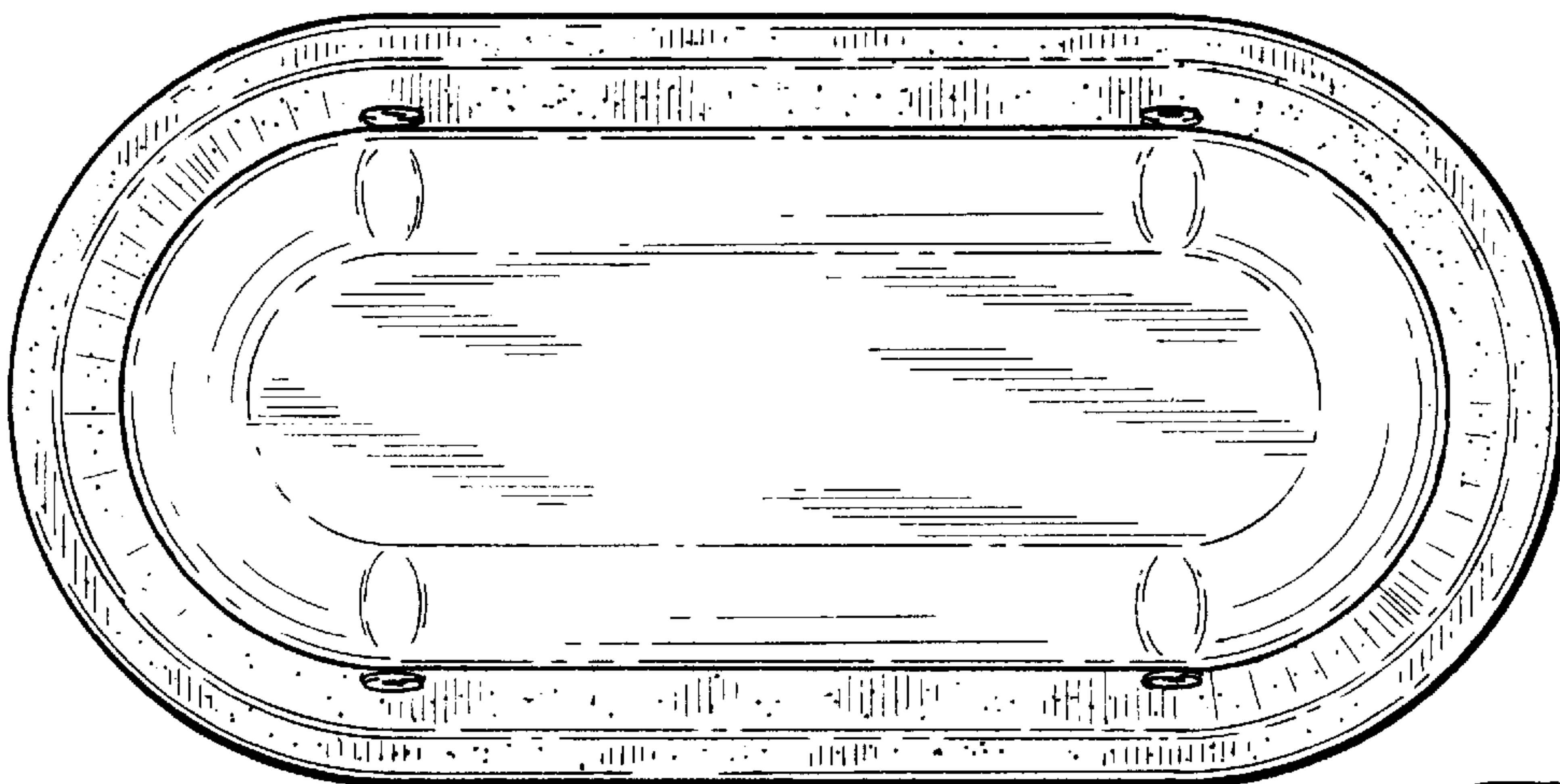


FIG. 5