



US00D439530S

(12) **United States Design Patent**
Bodino

(10) **Patent No.:** **US D439,530 S**

(45) **Date of Patent:** **** Mar. 27, 2001**

(54) **WRISTWATCH**

(75) Inventor: **Giampiero Bodino**, Milan (IT)

(73) Assignee: **Gucci Timepieces SA**, Lengnau (CH)

(**) Term: **14 Years**

(21) Appl. No.: **29/122,661**

(22) Filed: **May 2, 2000**

(30) **Foreign Application Priority Data**

Feb. 1, 2000 (XH) DMA/004 776

(51) **LOC (7) Cl.** **10-02**

(52) **U.S. Cl.** **D10/32; D10/39**

(58) **Field of Search** D10/1-40, 122-132;
D11/3-25; 63/1.1, 3, 5, 11; 368/276-277,
280-282, 285

(56) **References Cited**

U.S. PATENT DOCUMENTS

- D. 129,610 * 9/1941 Verrecchio D11/3
- D. 138,603 * 8/1944 Schmidt D11/3
- D. 403,599 * 1/1999 Emmenegger D10/39
- D. 410,198 * 5/1999 Hysek D10/30

- D. 410,853 * 6/1999 Bulgari D10/32
- D. 414,706 * 10/1999 Jorst D10/32
- D. 421,918 * 3/2000 Bodino D10/32
- D. 421,920 * 3/2000 Bodino D10/32
- D. 422,223 * 4/2000 Bodino D10/32
- D. 423,373 * 4/2000 Wunderman D10/32

* cited by examiner

Primary Examiner—Nelson C. Holtje

(74) *Attorney, Agent, or Firm*—Sughrue, Mion, Zinn,
Macpeak & Seas, PLLC

(57) **CLAIM**

The ornamental design for a wristwatch, as shown.

DESCRIPTION

FIG. 1 is a perspective view of the front and one side of a wristwatch showing my new design;
 FIG. 2 is a front view thereof;
 FIG. 3 is a rear view thereof;
 FIG. 4 is a side view of said one side thereof;
 FIG. 5 is a side view of an opposite side thereof;
 FIG. 6 is an end view of one end thereof; and,
 FIG. 7 is an end view of an opposite end thereof.

1 Claim, 2 Drawing Sheets




FIG. 1




FIG. 2




FIG. 3




FIG. 4




FIG. 6




FIG. 5




FIG. 7

