



US00D439526S

(12) **United States Design Patent**  
**Ramos, Jr.**

(10) **Patent No.:** **US D439,526 S**

(45) **Date of Patent:** **\*\* Mar. 27, 2001**

- (54) **WATCH CASING AND BEZEL**
- (75) Inventor: **Galileo P. Ramos, Jr., Lapu-lapu (PH)**
- (73) Assignee: **Timex Corporation, Middlebury, CT (US)**
- (\*\*) Term: **14 Years**
- (21) Appl. No.: **29/124,379**
- (22) Filed: **Jun. 5, 2000**
- (51) **LOC (7) Cl.** ..... **10-02**
- (52) **U.S. Cl.** ..... **D10/30; D10/38**
- (58) **Field of Search** ..... **D10/1-40, 122-132;**  
368/280-282, 276-277, 28-30, 285, 239-242,  
82-84, 41-44

- D. 386,707 11/1997 Woo et al. .
- D. 388,008 12/1997 Sang .
- D. 394,399 \* 5/1998 Matsuda et al. .... D10/30
- D. 399,758 10/1998 Mendoza .
- D. 400,803 \* 11/1998 Kennedy et al. .... D10/30
- D. 421,395 \* 3/2000 Paredes ..... D10/30
- D. 421,398 \* 3/2000 Spandrio et al. .... D10/38

\* cited by examiner

*Primary Examiner*—Nelson C. Holtje  
(74) *Attorney, Agent, or Firm*—Carmody & Torrance LLP

(57) **CLAIM**

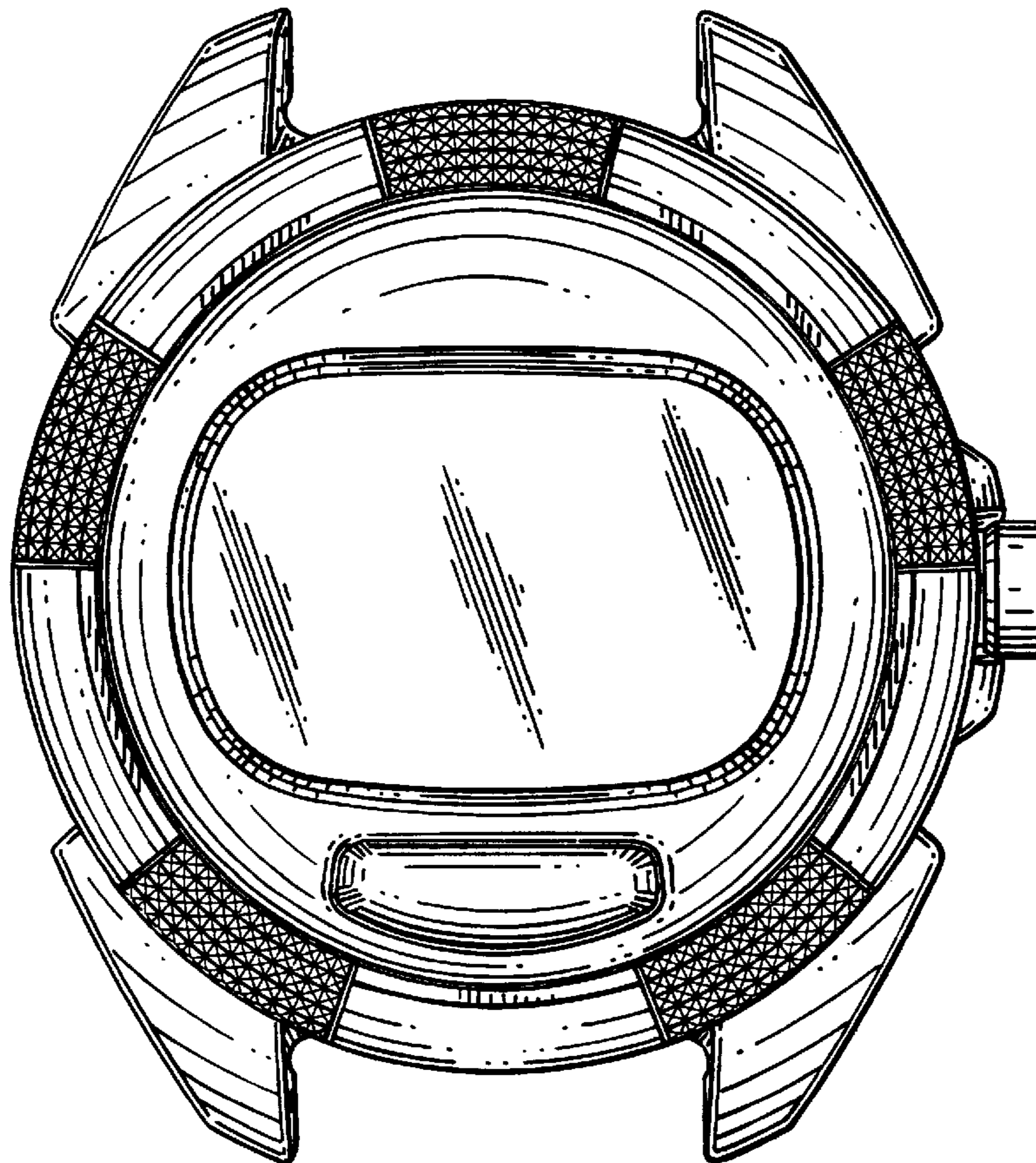
The ornamental design for a watch casing and bezel, as shown and described.

**DESCRIPTION**

FIG. 1 is a perspective view of a watch casing and bezel showing my new design;  
FIG. 2 is a left side elevational view thereof;  
FIG. 3 is a top plan view thereof;  
FIG. 4 is a right side elevational view thereof;  
FIG. 5 is a first end elevational view thereof;  
FIG. 6 is a second end elevational view thereof; and,  
FIG. 7 is a bottom plan view.

- (56) **References Cited**
- U.S. PATENT DOCUMENTS**
- D. 350,074 \* 8/1994 Giardiello ..... D10/39
- D. 367,232 \* 2/1996 Dobashi ..... D10/30
- D. 378,576 3/1997 Houlihan .
- D. 379,317 5/1997 Toribio .
- D. 379,318 5/1997 Lai .
- D. 379,768 \* 6/1997 Osit ..... D10/30
- D. 385,804 \* 11/1997 Toribio ..... D10/30

**1 Claim, 3 Drawing Sheets**



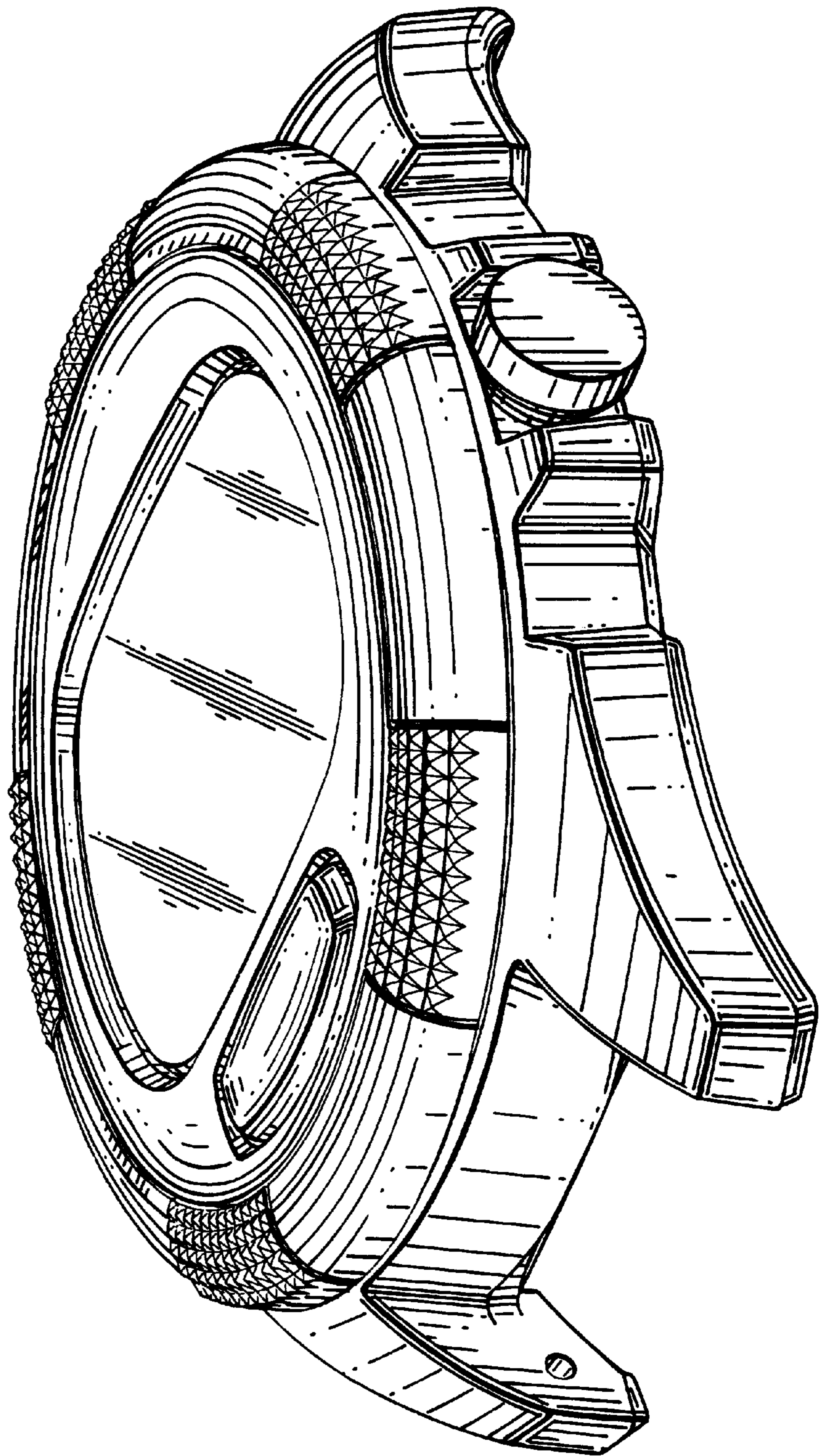


FIG. 1

FIG. 2

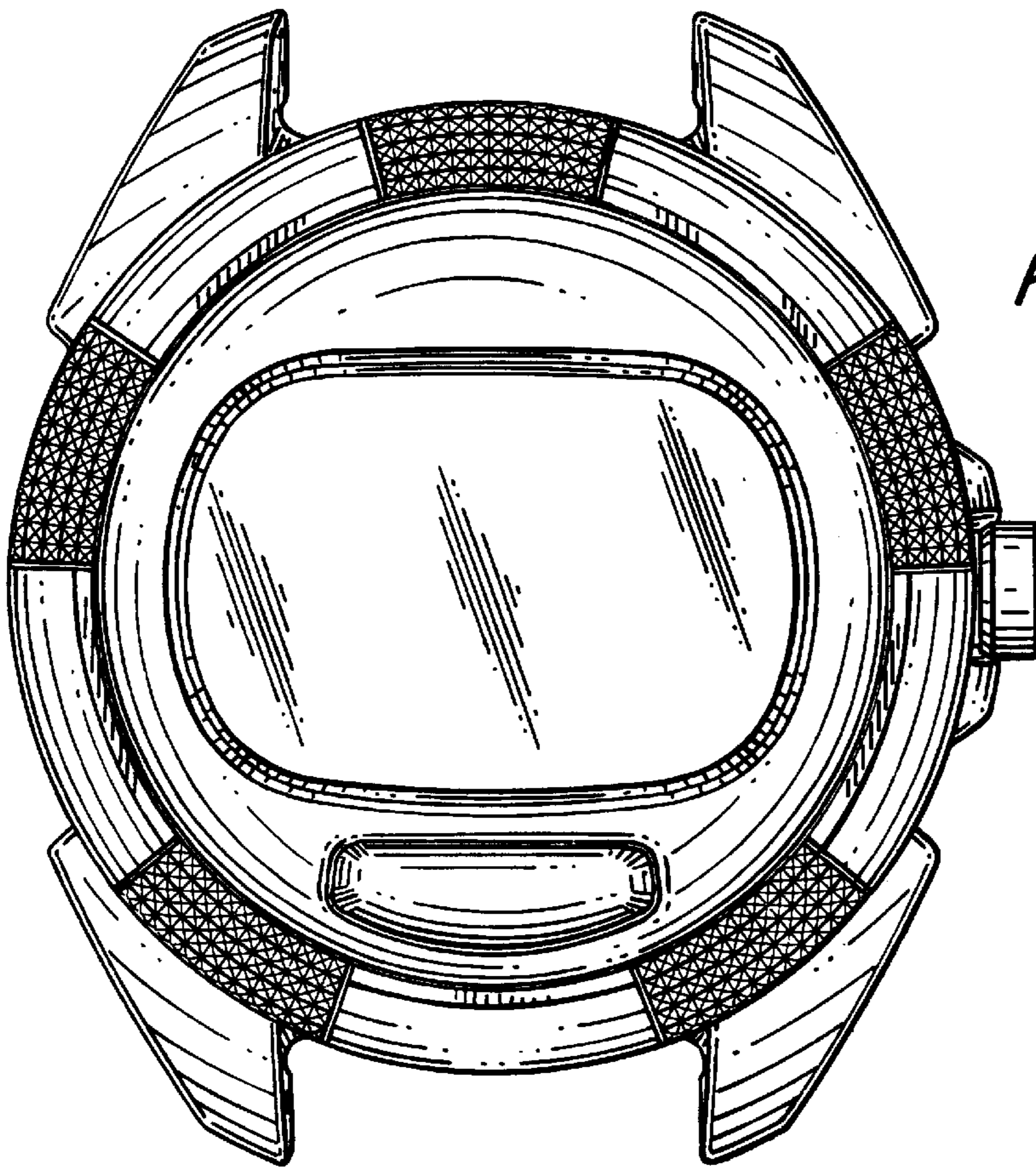
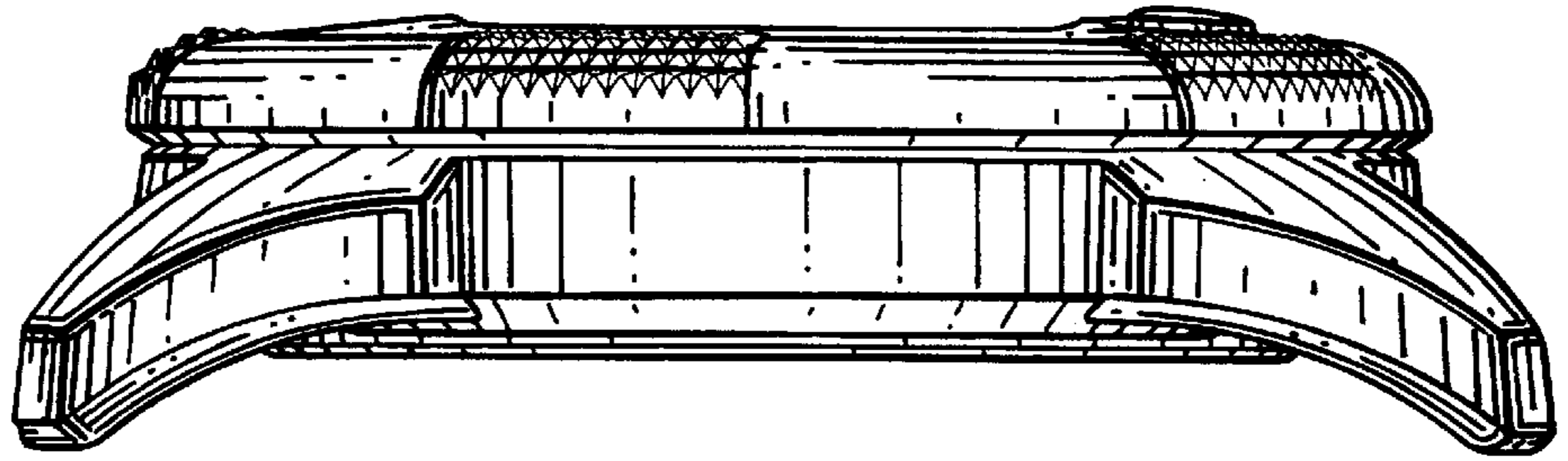
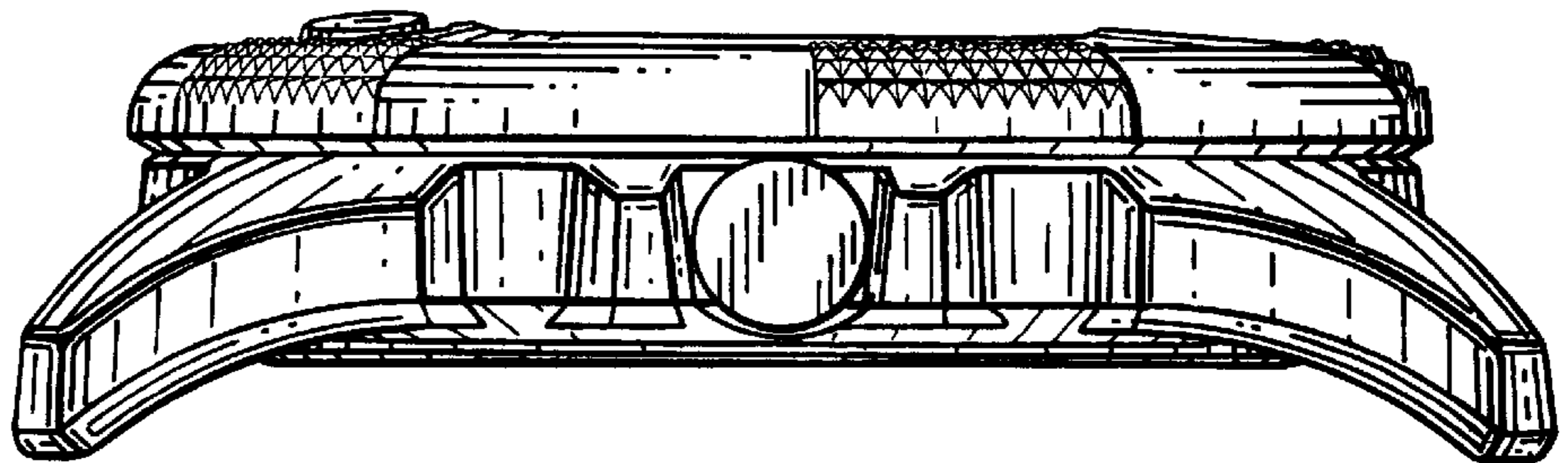
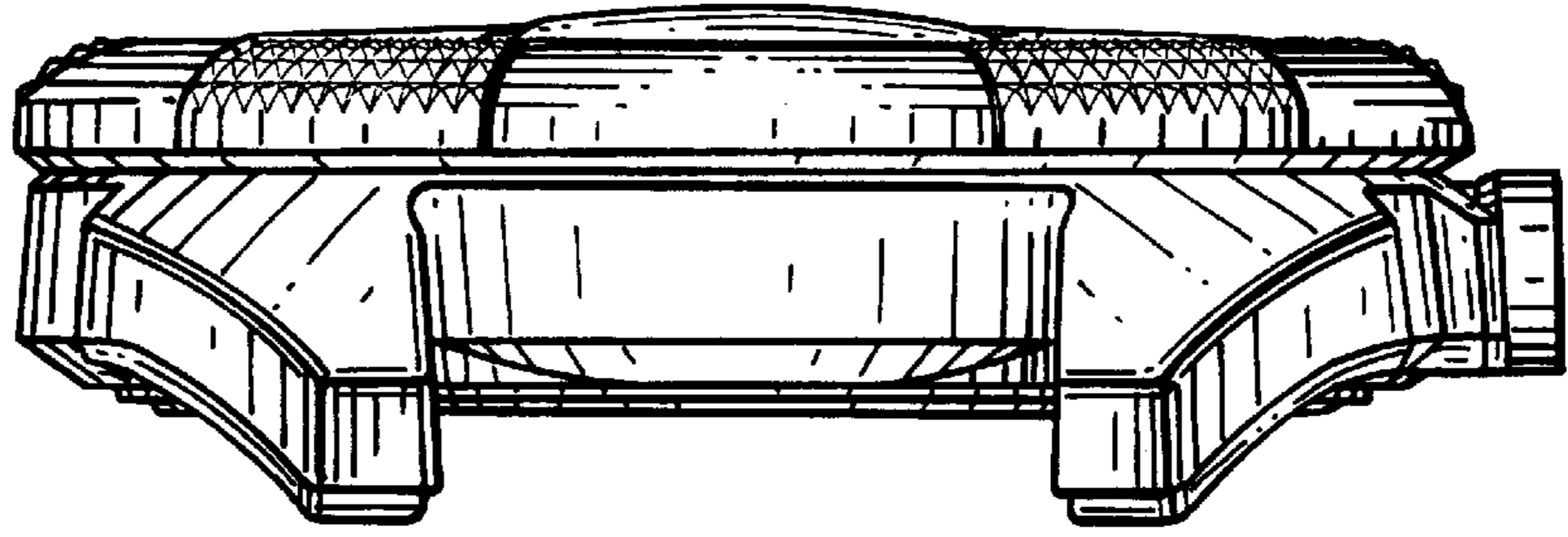


FIG. 3

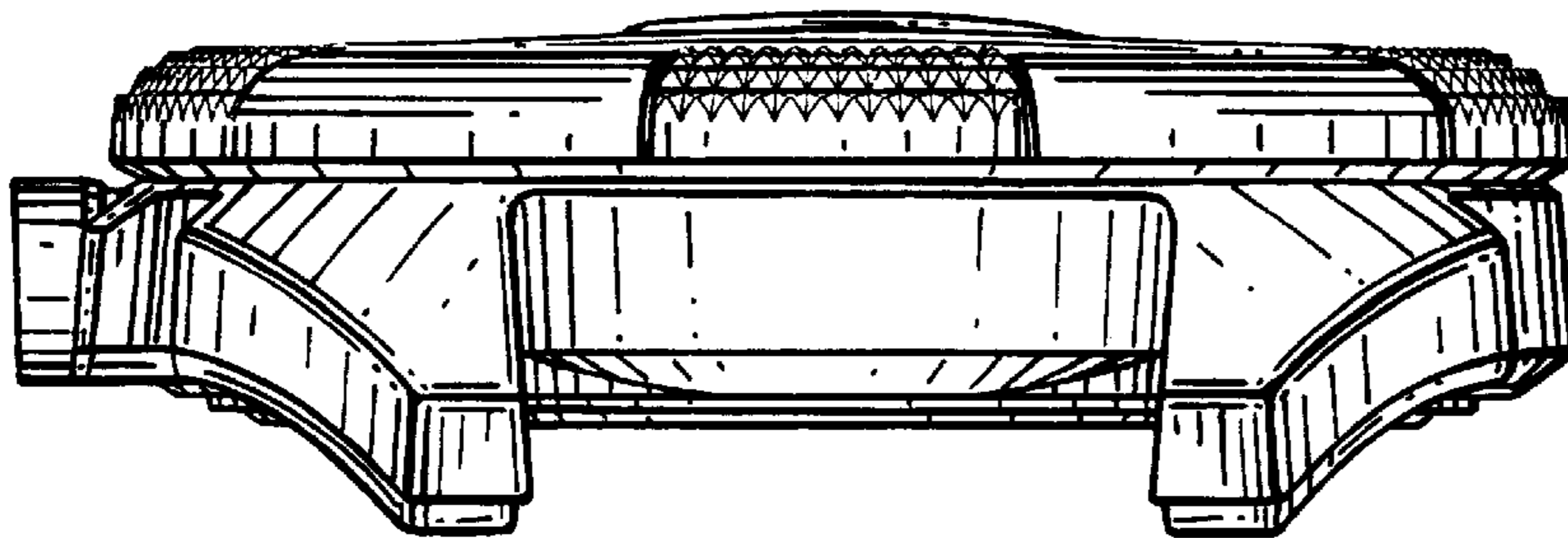
FIG. 4



*FIG.5*



*FIG.6*



*FIG.7*

