



US00D439523S

(12) **United States Design Patent**
Perkins

(10) **Patent No.:** **US D439,523 S**

(45) **Date of Patent:** **** Mar. 27, 2001**

- (54) **CHRONOGRAPH TIMEPIECE**
- (75) Inventor: **Mario Lavelle Perkins**, Houston, TX (US)
- (73) Assignee: **Mario Perkins**, Houston, TX (US)
- (**) Term: **14 Years**
- (21) Appl. No.: **29/118,669**
- (22) Filed: **Feb. 15, 2000**
- (51) **LOC (7) Cl.** **10-01**
- (52) **U.S. Cl.** **D10/22; D10/1; D10/39; D10/30; D10/126**
- (58) **Field of Search** **D10/1-40, 122-132; 368/223, 228-229, 232, 280-282, 285, 15, 20-21, 27-28, 37**

- D. 360,365 * 7/1995 Mejaski D10/3
- D. 362,644 * 9/1995 Chen D10/126
- D. 411,114 * 6/1999 Mei et al. D10/6
- D. 415,695 * 10/1999 Perkins D10/30
- 1,153,492 * 9/1915 Hoitinga .
- 2,008,734 * 7/1935 Weems 368/20
- 2,324,560 * 7/1943 Conlon 368/20
- 2,969,636 * 1/1961 Batori et al. 368/20

* cited by examiner

Primary Examiner—Nelson C. Holtje

(57) **CLAIM**

I claim the ornamental design for a chronograph timepiece, as shown and described.

DESCRIPTION

FIG. 1 is a front elevational view of a chronograph timepiece showing my new design; and, FIG. 2 is a right side elevational view thereof, the left side being a mirror image thereof.

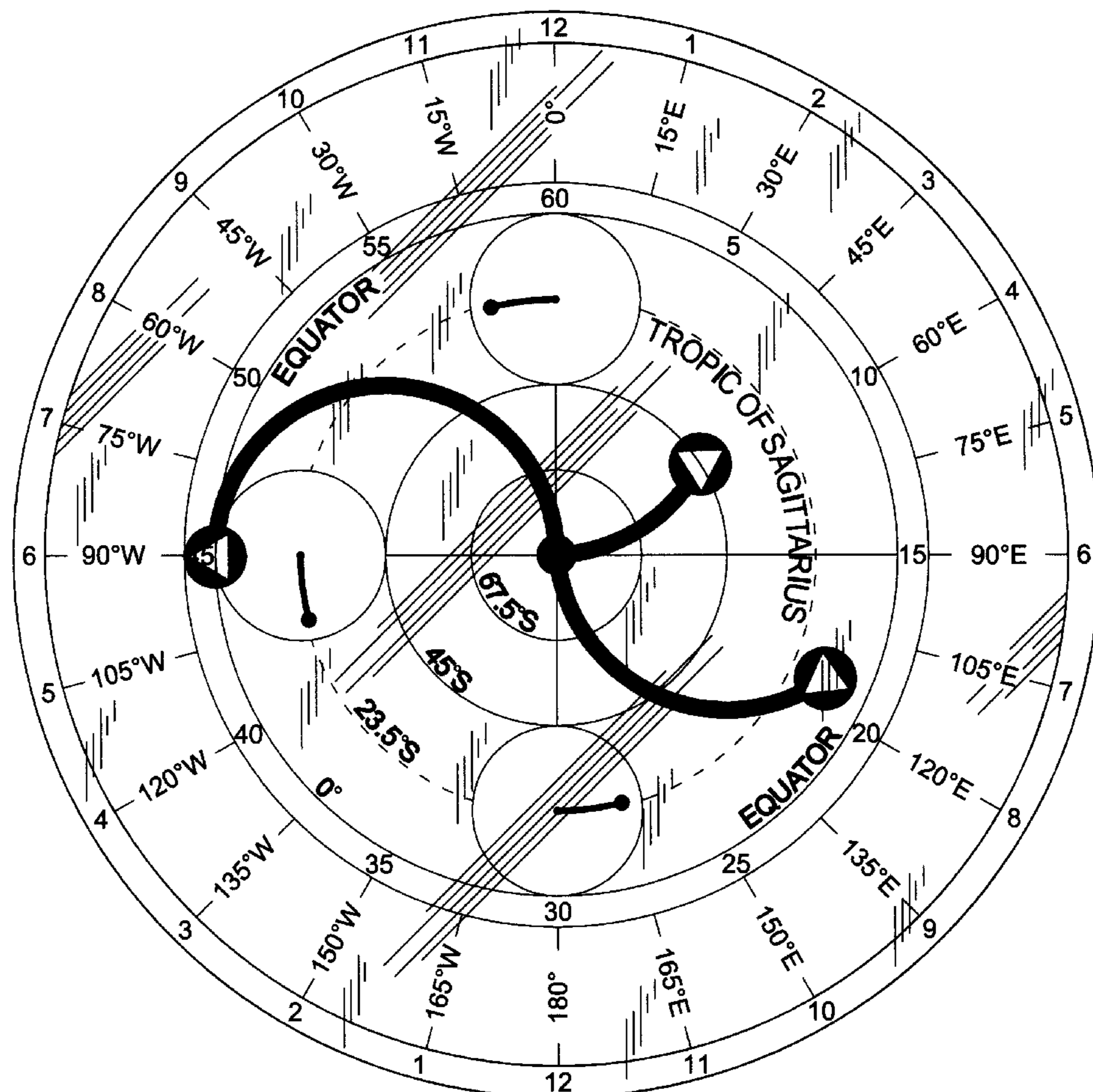
The rear is plain, unornamented and not being claimed as a part of my design.

(56) **References Cited**

U.S. PATENT DOCUMENTS

- D. 184,069 * 12/1958 Rademacher D10/126
- D. 275,840 * 10/1984 Rhetts D10/6
- D. 357,871 * 5/1995 Biancardi D10/22
- D. 357,873 * 5/1995 Silberstein D10/31

1 Claim, 2 Drawing Sheets



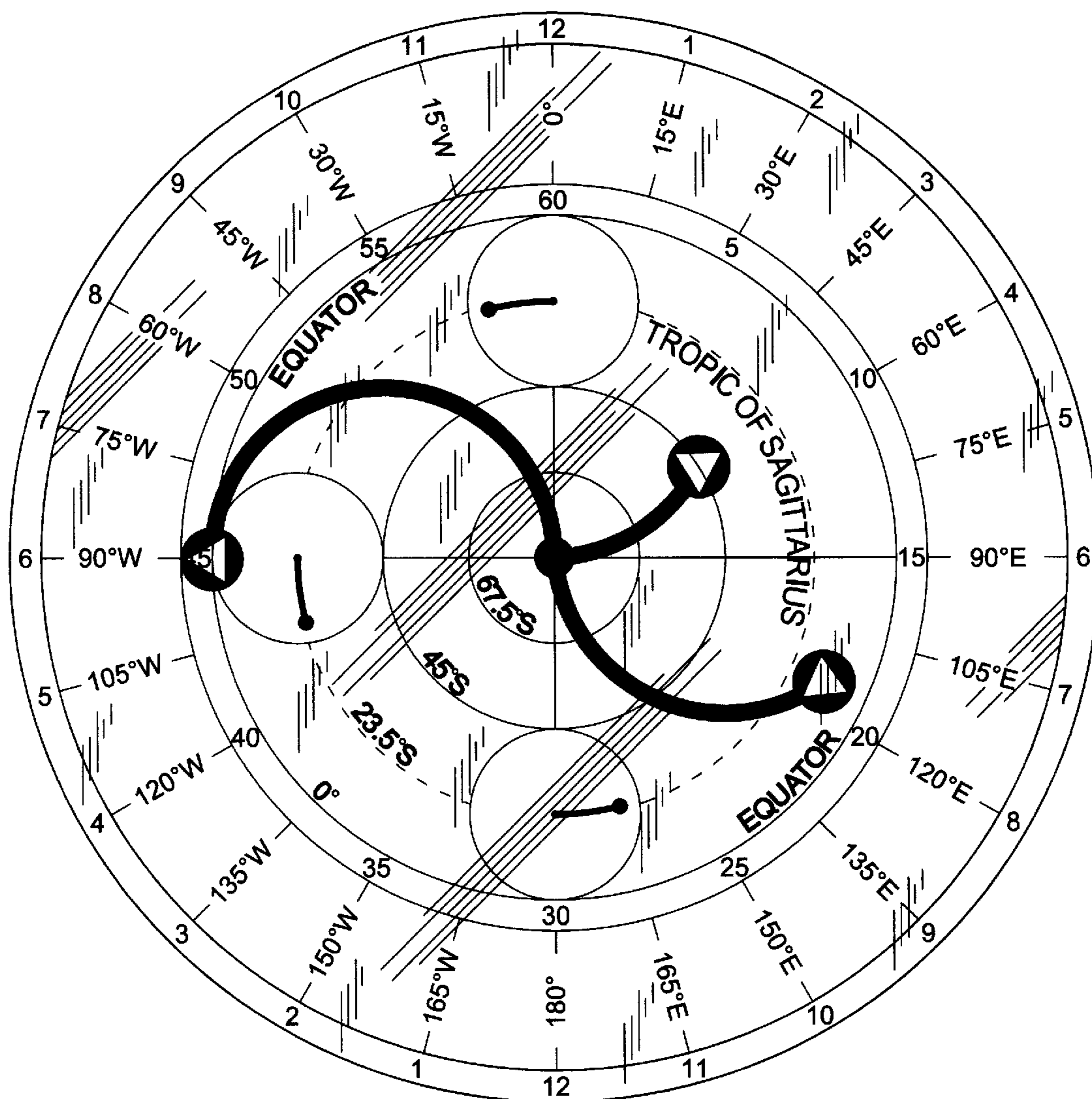


FIG. 1




FIG. 2