



US00D439519S

(12) **United States Design Patent**
Ruble et al.

(10) **Patent No.:** **US D439,519 S**

(45) **Date of Patent:** **** Mar. 27, 2001**

(54) **BOTTLE**

(75) Inventors: **Steven B. Ruble; Doug Zalla**, both of Lexington, KY (US); **Michael C. Stephan, Lititz; Sheldon Yourist**, York, both of PA (US)

(73) Assignee: **Ashland Inc.**, Lexington, KY (US)

(**) Term: **14 Years**

(21) Appl. No.: **29/112,936**

(22) Filed: **Oct. 26, 1999**

D. 347,479	5/1994	Hanson et al. .	
D. 347,579 *	6/1994	Hann, II et al.	D9/572
D. 354,230	1/1995	Hoyt .	
D. 354,916	1/1995	Park .	
D. 356,262 *	3/1995	Lathrop et al.	D9/523
D. 358,993	6/1995	Hot .	
D. 377,760	2/1997	Hot .	
D. 390,983 *	2/1998	Petruzzi	D9/523
D. 415,689 *	10/1999	Voight et al.	D9/543
D. 416,803 *	11/1999	Voight et al.	D9/523
D. 422,914 *	4/2000	Lasky	D9/454
4,949,861 *	8/1990	Cochran	215/382
5,803,310 *	9/1998	Soon	222/212
5,918,753 *	7/1999	Ogg et al.	215/382

* cited by examiner

Related U.S. Application Data

(63) Continuation-in-part of application No. 29/076,844, filed on Sep. 23, 1997, now Pat. No. Des. 415,689, which is a continuation-in-part of application No. 29/092,841, filed on Aug. 27, 1998, now Pat. No. Des. 416,803.

(51) **LOC (7) Cl.** **09-01**

(52) **U.S. Cl.** **D9/523; D9/543; D9/572**

(58) **Field of Search** D9/523, 526, 528, D9/543, 569, 570, 572, 575, 516, 547, 300; 215/382, 383, 384, 398; 222/212

(56) **References Cited**

U.S. PATENT DOCUMENTS

D. 264,127	4/1982	Peterson .	
D. 274,129	6/1984	Lyons .	
D. 282,051	1/1986	Cree .	
D. 282,052	1/1986	Beaver .	
D. 302,522	8/1989	Charboneau et al. .	
D. 307,553 *	5/1990	Matthews et al.	D9/547
D. 308,633	6/1990	Irvine .	
D. 309,100	7/1990	Beaver .	
D. 314,509	2/1991	Frazer .	
D. 322,396 *	12/1991	Cochran	D9/523

Primary Examiner—Mitchell Siegel

Assistant Examiner—Carol Rademaker

(74) *Attorney, Agent, or Firm*—Carrithers Law Office; David W. Carrithers

(57) **CLAIM**

The ornamental design for a bottle, as shown and described.

DESCRIPTION

FIG. 1 is a perspective view of a bottle in accordance with our design;

FIG. 2 is an elevational right side view thereof;

FIG. 3 is a elevational rear plan view thereof;

FIG. 4 is an elevational left side view thereof;

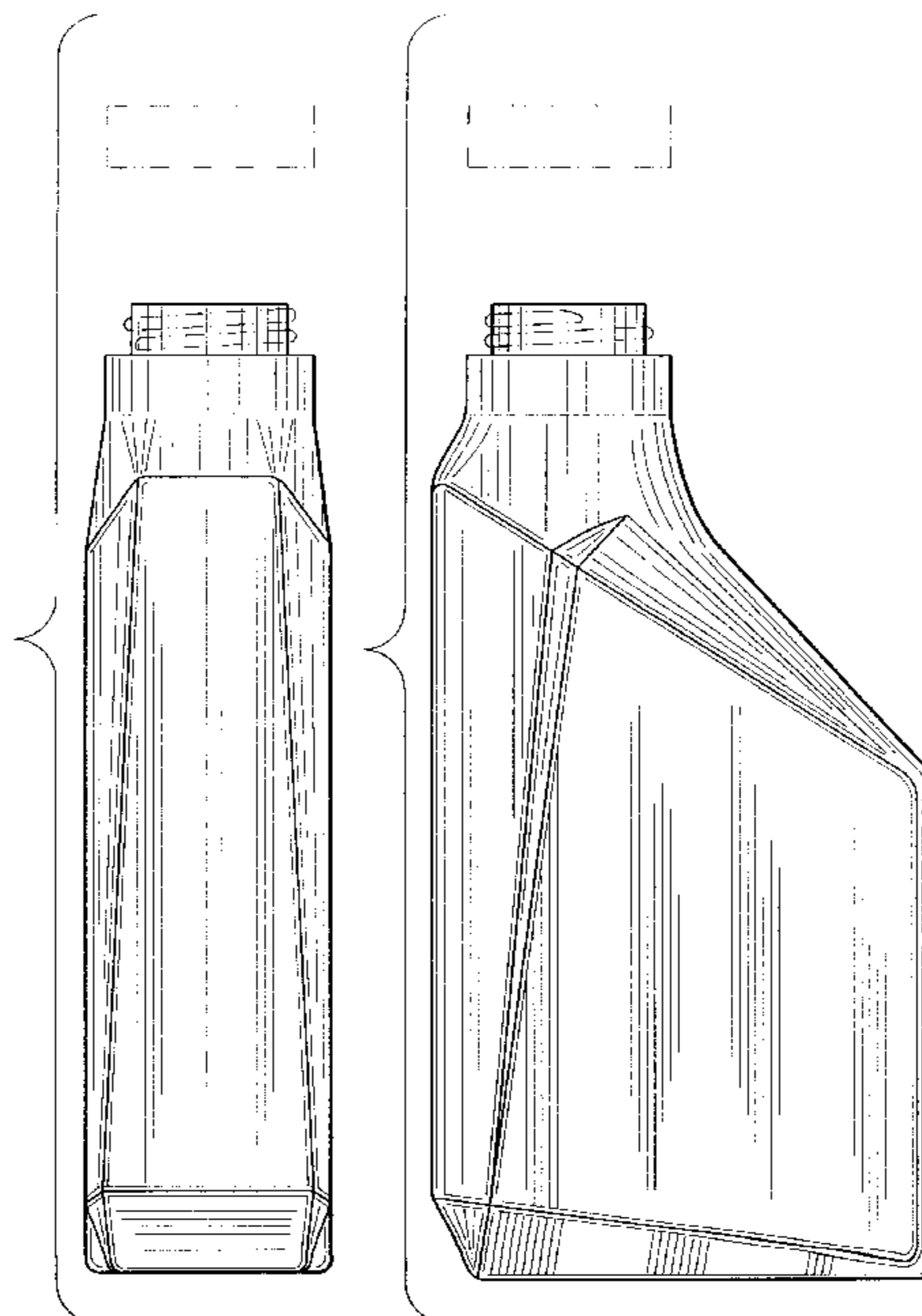
FIG. 5 is an elevational front plan view thereof; and

FIG. 6 is top plan view thereof; and,

FIG. 7 is a bottom plan view thereof.

The broken line showing of the bottle cap and threads is for illustrative purposes only and forms no part of the claimed design.

1 Claim, 4 Drawing Sheets






FIG. 1

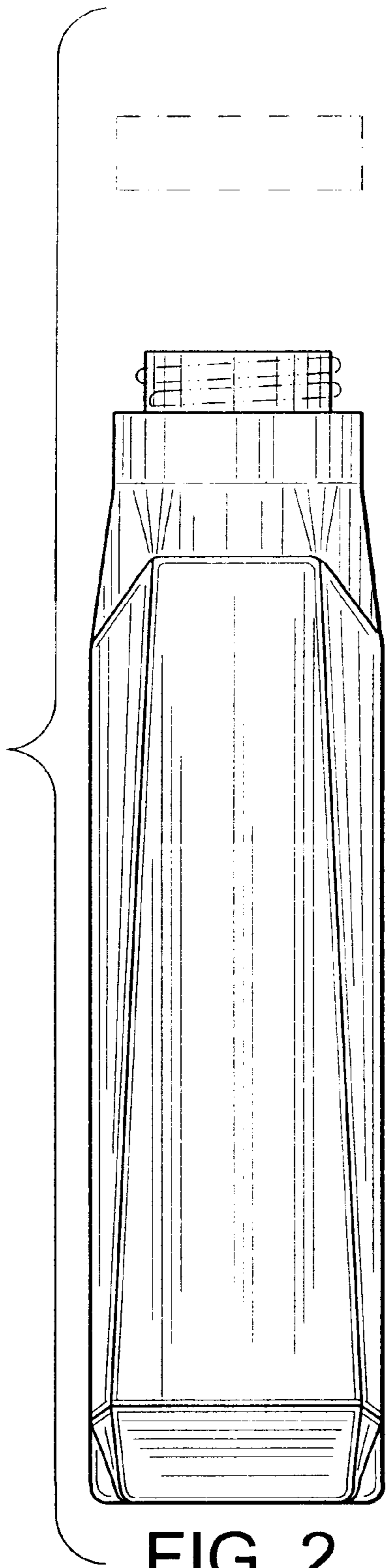


FIG. 2

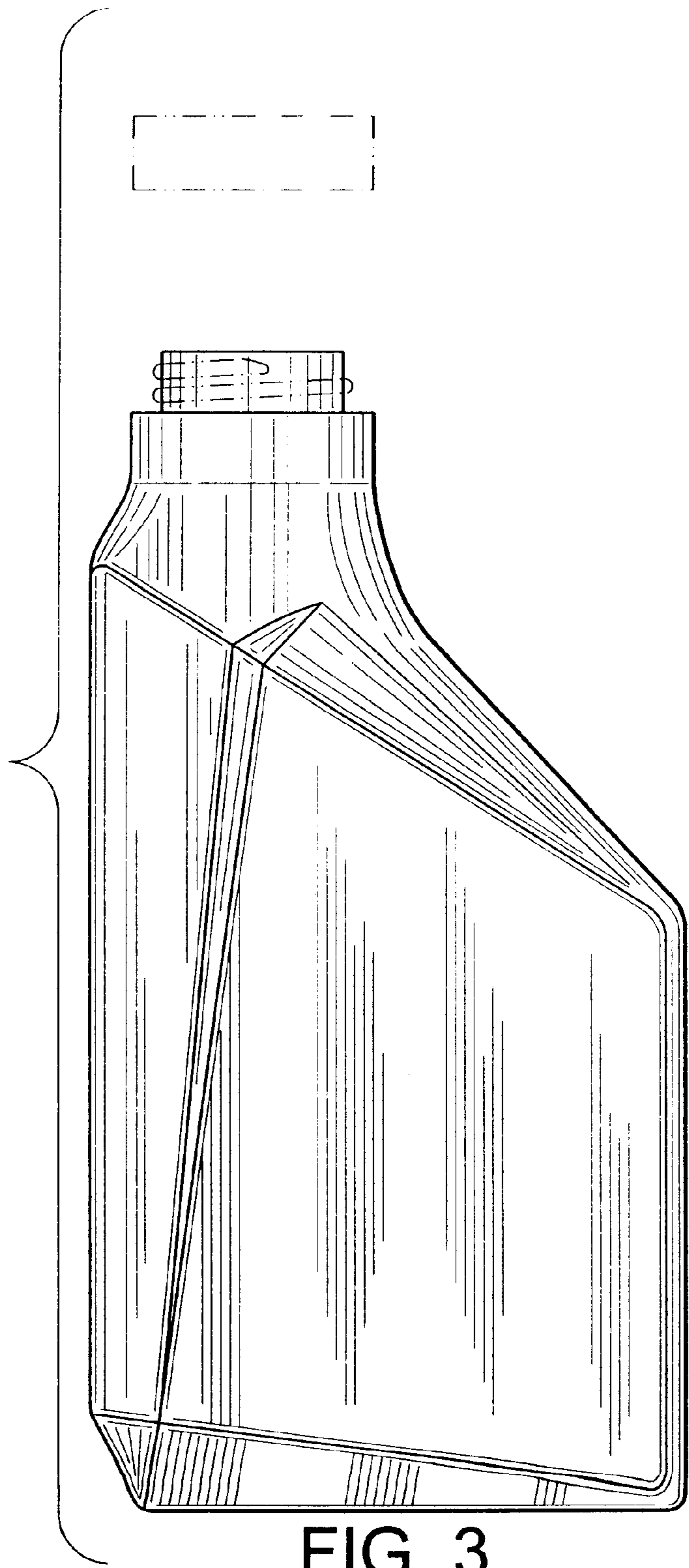


FIG. 3

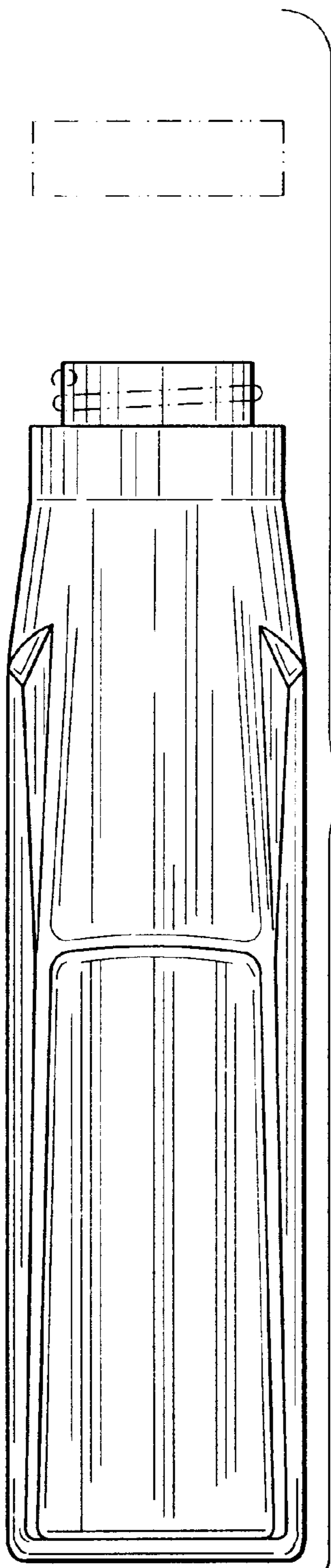


FIG. 4

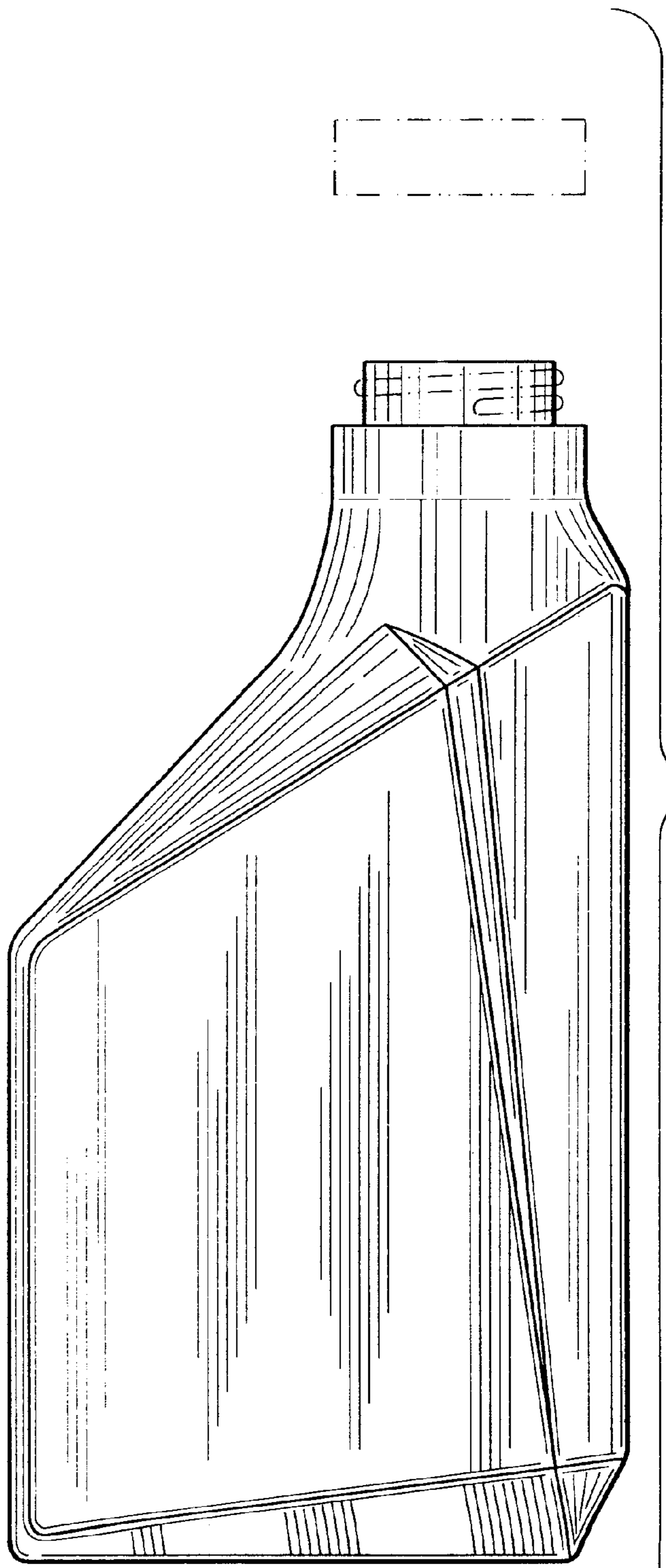


FIG. 5

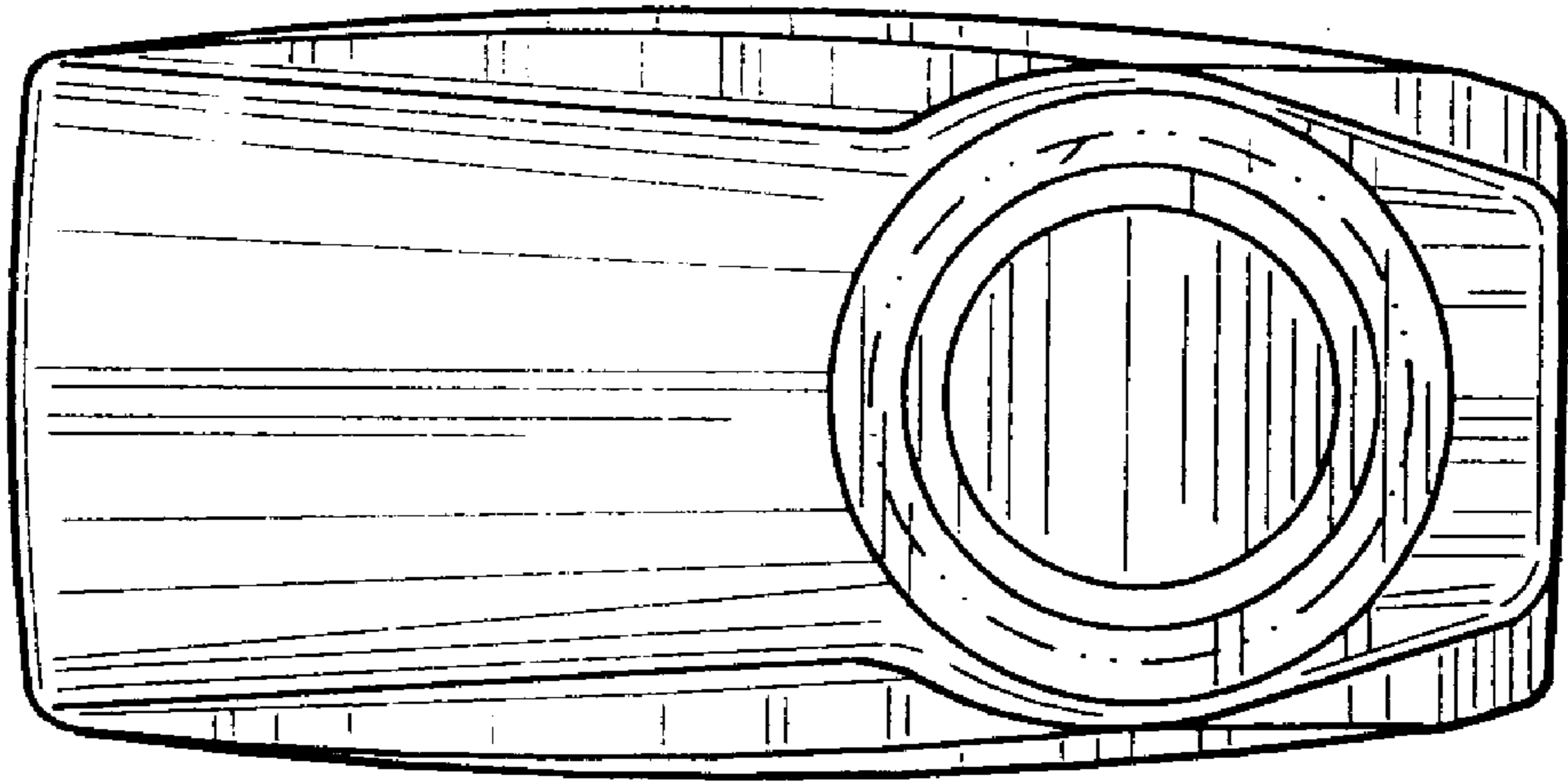


FIG. 6

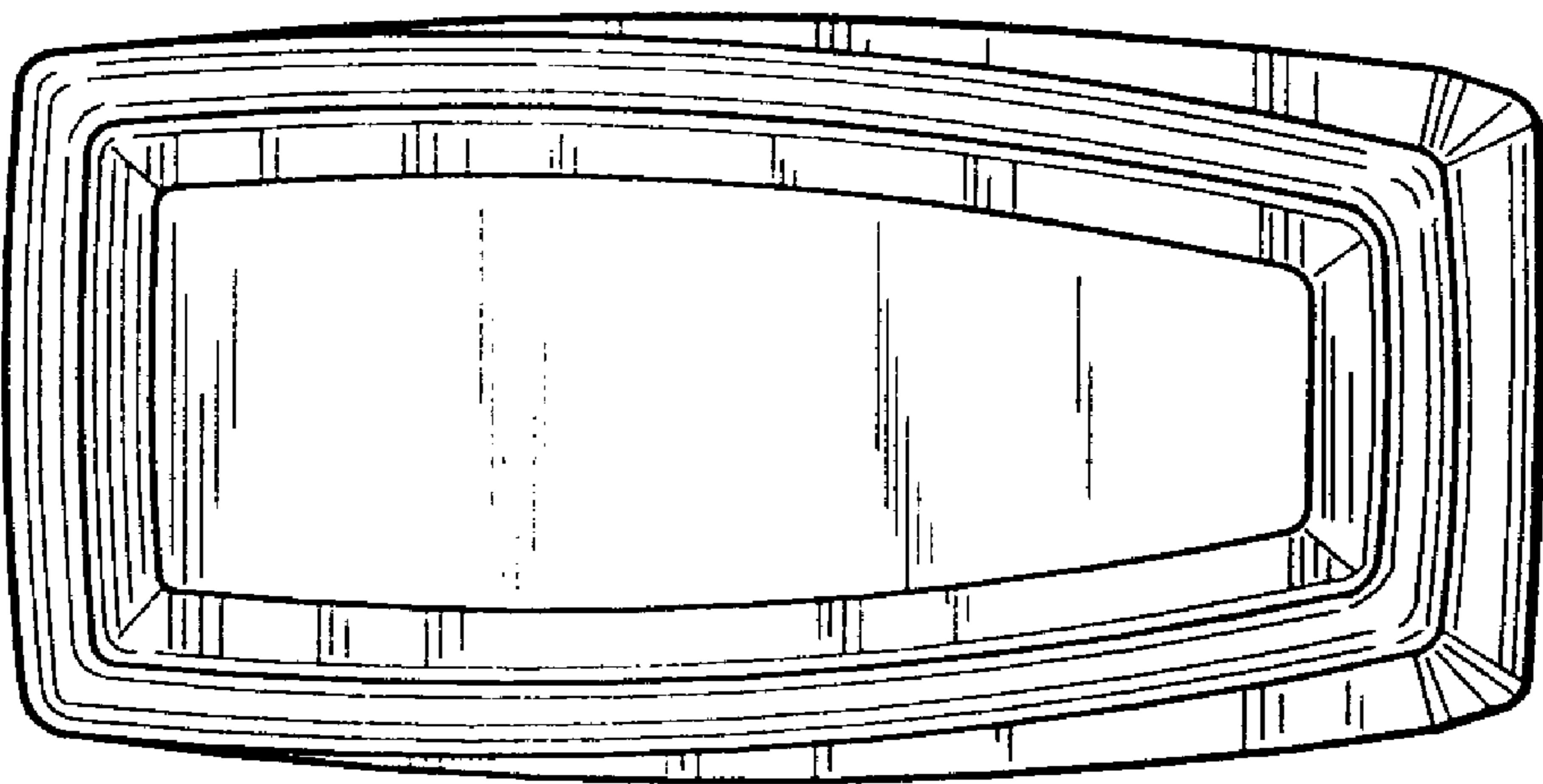


FIG. 7