



US00D439518S

(12) **United States Design Patent**
Gavin

(10) **Patent No.:** **US D439,518 S**

(45) **Date of Patent:** **** *Mar. 27, 2001**

(54) **BOTTLE**

(75) **Inventor:** **Ellen Gavin**, Atlantic Highlands, NJ
(US)

(73) **Assignee:** **L'Oreal S.A.**, Paris (FR)

(*) **Notice:** This patent is subject to a terminal disclaimer.

(**) **Term:** **14 Years**

(21) **Appl. No.:** **29/110,453**

(22) **Filed:** **Sep. 7, 1999**

(51) **LOC (7) Cl.** **09-01**

(52) **U.S. Cl.** **D9/523; D9/540**

(58) **Field of Search** D9/523, 526, 540,
D9/543, 552, 300; 215/382-383; 222/321.1-321.9;
239/333

(56) **References Cited**

U.S. PATENT DOCUMENTS

- D. 203,075 * 11/1965 Roberts D9/526
- D. 207,430 * 4/1967 Shepler D9/543
- D. 247,022 * 1/1978 Turnbull .
- D. 262,519 * 1/1982 McIlvain .

- D. 327,011 * 6/1992 Wefler .
- D. 353,543 * 12/1994 Matsumoto D9/552
- D. 398,853 * 9/1998 Phillips D9/526
- D. 411,100 * 6/1999 Torres D9/300
- 5,222,632 * 6/1993 Tada .

* cited by examiner

Primary Examiner—Ted Shooman

Assistant Examiner—Carol Rademaker

(74) *Attorney, Agent, or Firm*—Baker Botts L.L.P.

(57) **CLAIM**

The ornamental design for a bottle, as shown and described.

DESCRIPTION

FIG. 1 is a three-dimensional perspective view of the bottle of the present invention;

FIG. 2 is a front view of the bottle of the present invention;

FIG. 3 is a top view of the bottle of the present invention;

FIG. 4 is a side view of the bottle, the opposite side is a mirror image thereto except for the continuous screw threading on the bottle neck;

FIG. 5 is a back view of the bottle of the present invention;

and,

FIG. 6 is a bottom view of the bottle of the present invention.

1 Claim, 3 Drawing Sheets

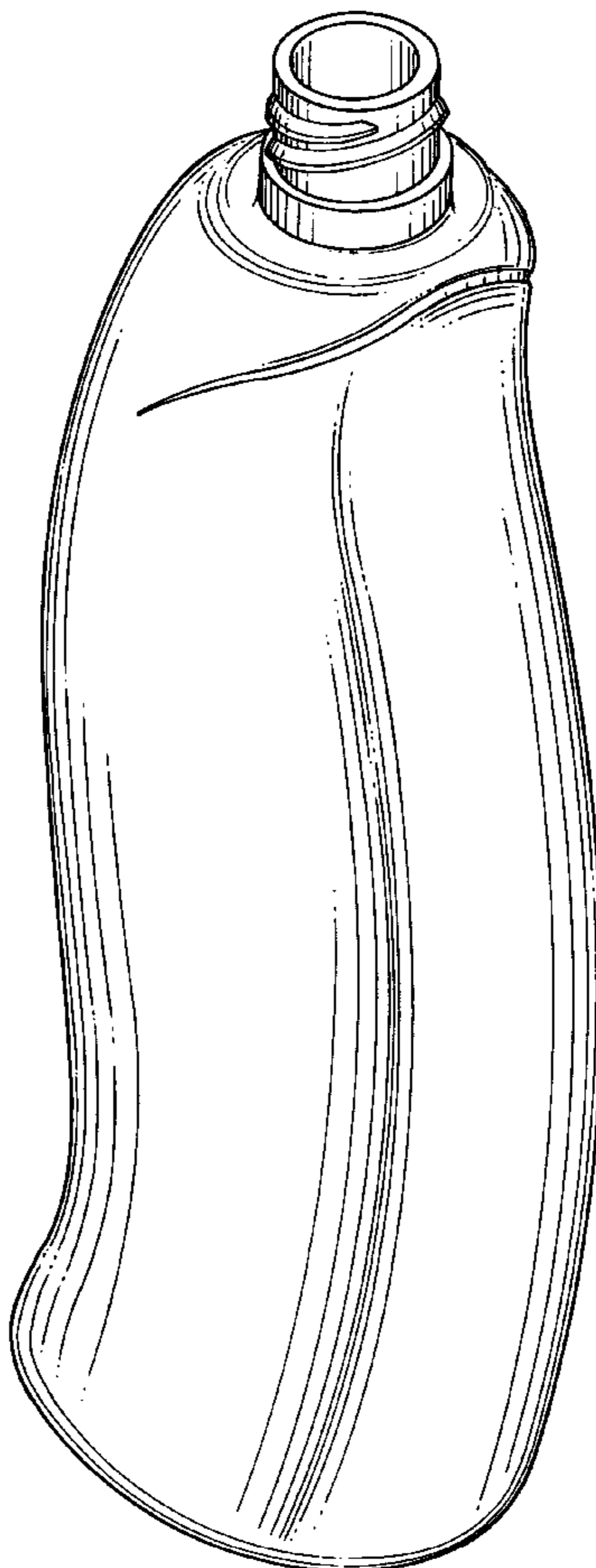




FIG. 1




FIG. 2

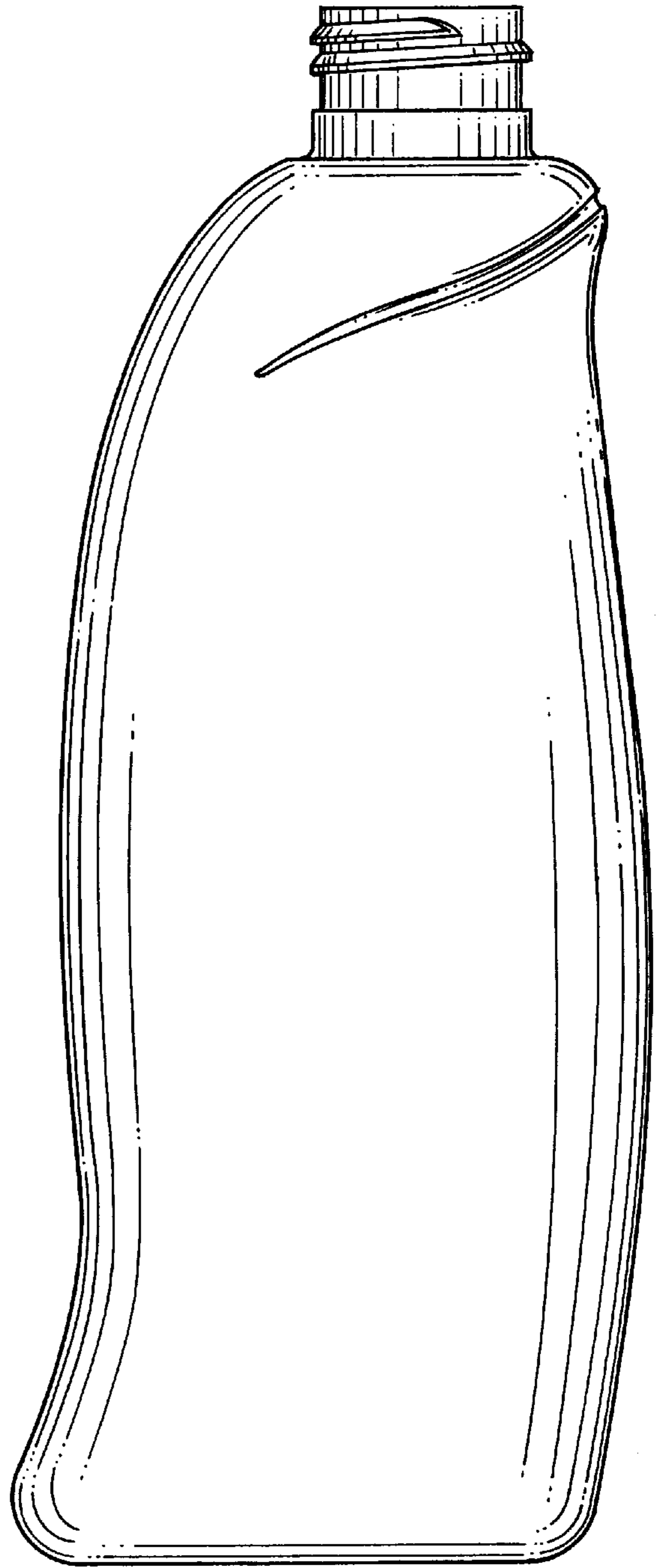


FIG. 4




FIG. 5

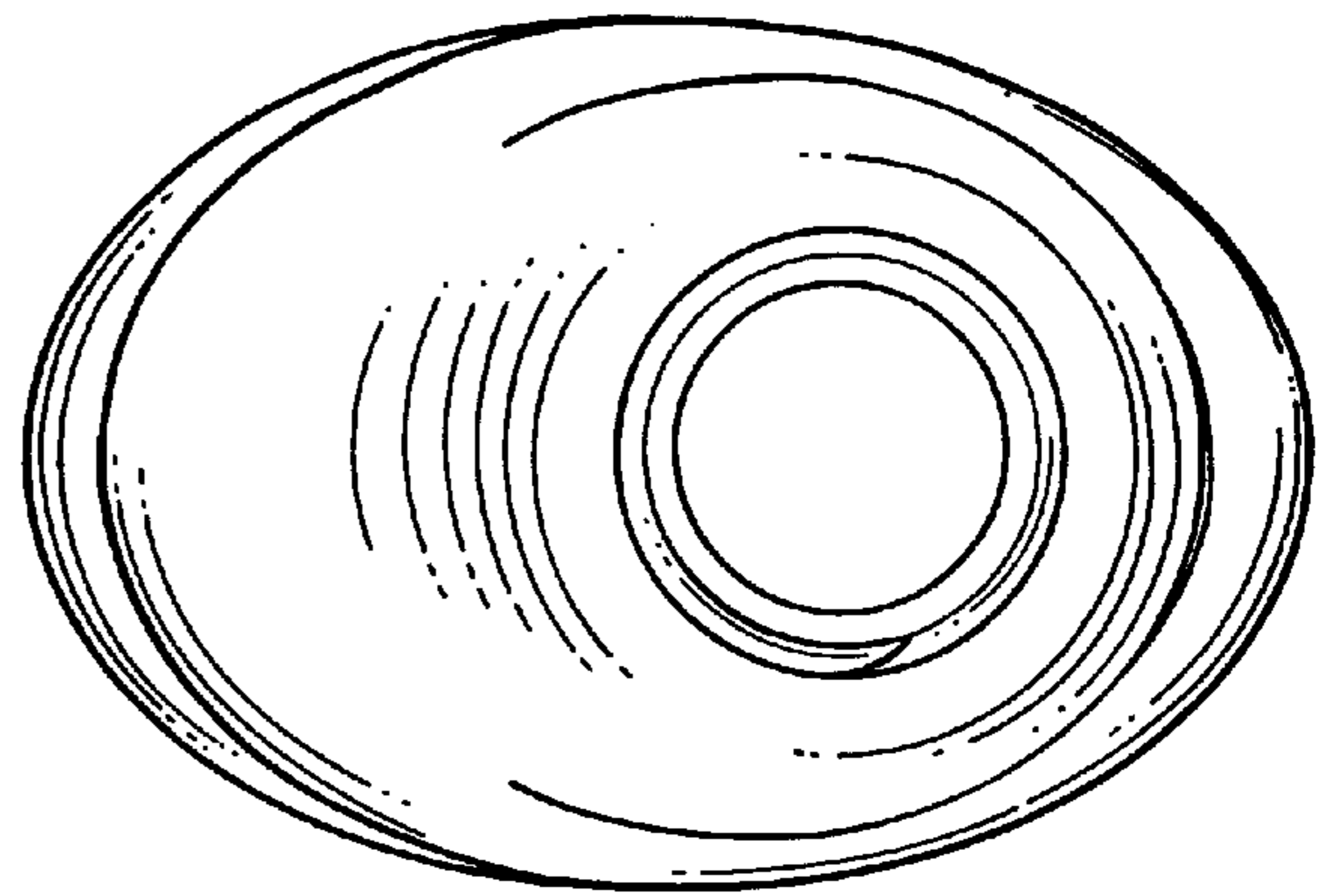


FIG. 3

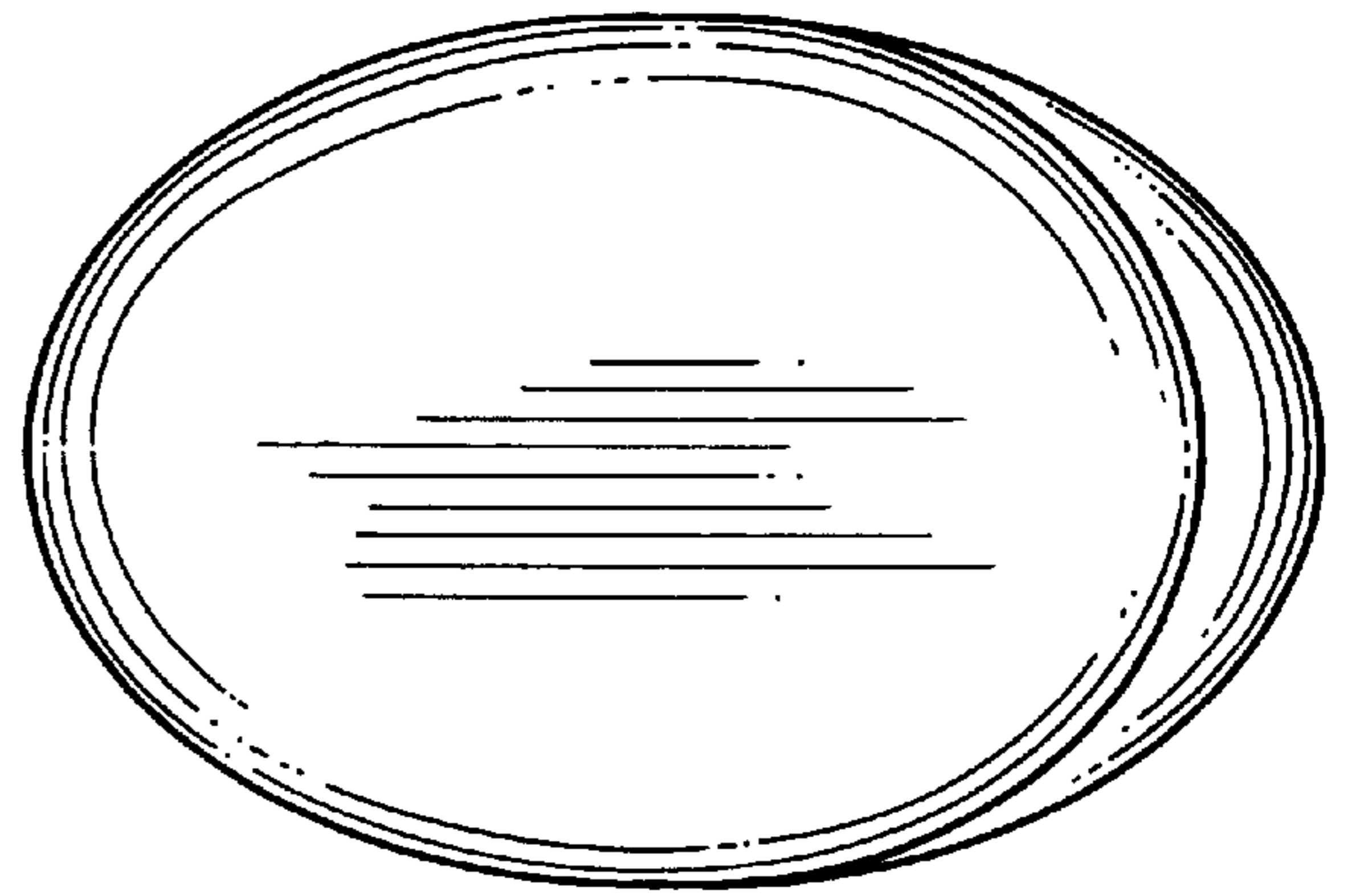


FIG. 6