



US00D439514S

(12) **United States Design Patent**  
**Burra**

(10) **Patent No.:** **US D439,514 S**

(45) **Date of Patent:** **\*\* Mar. 27, 2001**

(54) **ENGINE CASE WITH REMOVABLE INSERT**

5,011,011 \* 4/1991 Kidd ..... 26/319  
5,275,279 \* 1/1994 Grigsby ..... 206/319

(75) **Inventor:** **James P. Burra**, Costa Mesa, CA (US)

\* cited by examiner

(73) **Assignee:** **Hoover Materials Handling Group, Inc.**, Alpharetta, GA (US)

*Primary Examiner*—Prabhakar Deshmukh  
(74) *Attorney, Agent, or Firm*—Wood, Phillips, VanSanten, Clark & Mortimer

(\*\*) **Term:** **14 Years**

(21) **Appl. No.:** **29/123,584**

(57) **CLAIM**

(22) **Filed:** **May 19, 2000**

The ornamental design for an engine case with removable insert, as shown and described.

(51) **LOC (7) Cl.** ..... **09-03**

**DESCRIPTION**

(52) **U.S. Cl.** ..... **D9/425**

(58) **Field of Search** ..... D9/414, 418, 424,  
D9/425, 431, 432, 341, 337; 206/769, 770,  
771, 775-778, 319, 335; 229/406, 162;  
220/602, 662-665, 675; D3/201, 273

FIG. 1 is a perspective view of an engine case showing my new design;  
FIG. 2 is a top plan view thereof;  
FIG. 3 is a right side elevation view thereof, the left side view being identical to the right side view;  
FIG. 4 is a front elevation view thereof, the rear view being identical to the front view;  
FIG. 5 is a bottom plan view thereof; and,  
FIG. 6 is an exploded, perspective view of the engine case with a removable insert removably receivable and in an interior space of the engine case and for resting on a bottom wall of the case.

(56) **References Cited**

**U.S. PATENT DOCUMENTS**

- D. 329,747 \* 9/1992 Embree ..... D9/424 X
- D. 398,226 \* 9/1998 Lal et al. .... D9/418
- D. 410,840 \* 6/1999 Wyslowsky et al. .... D9/418
- D. 424,428 \* 5/2000 Hart ..... D9/415
- 3,474,803 \* 10/1969 Davis ..... 206/335 X
- 4,114,754 \* 9/1978 Aley ..... 206/319
- 5,004,102 \* 4/1991 Timmins et al. .... 206/319

**1 Claim, 6 Drawing Sheets**

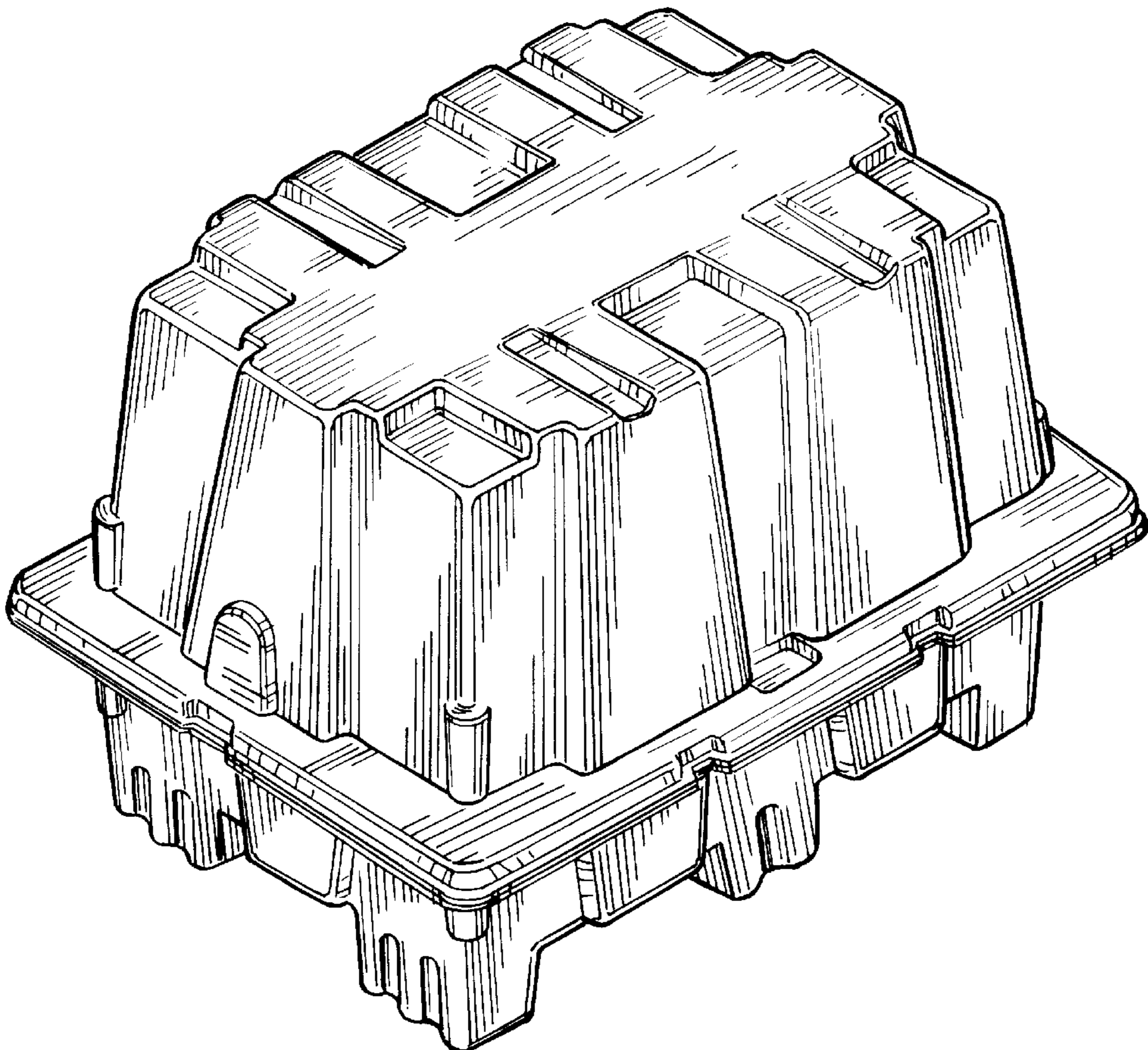


FIG. 1

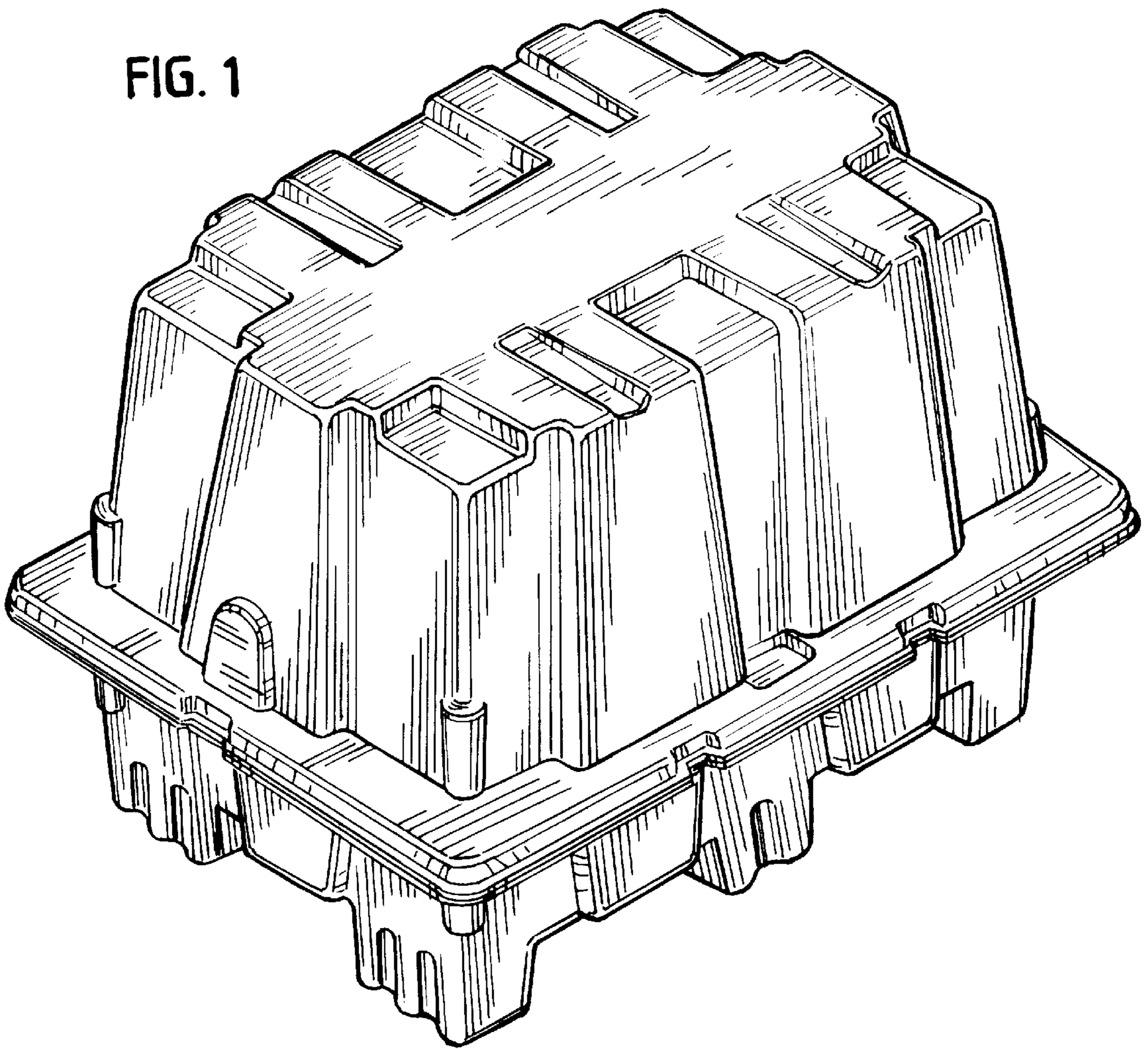


FIG. 2

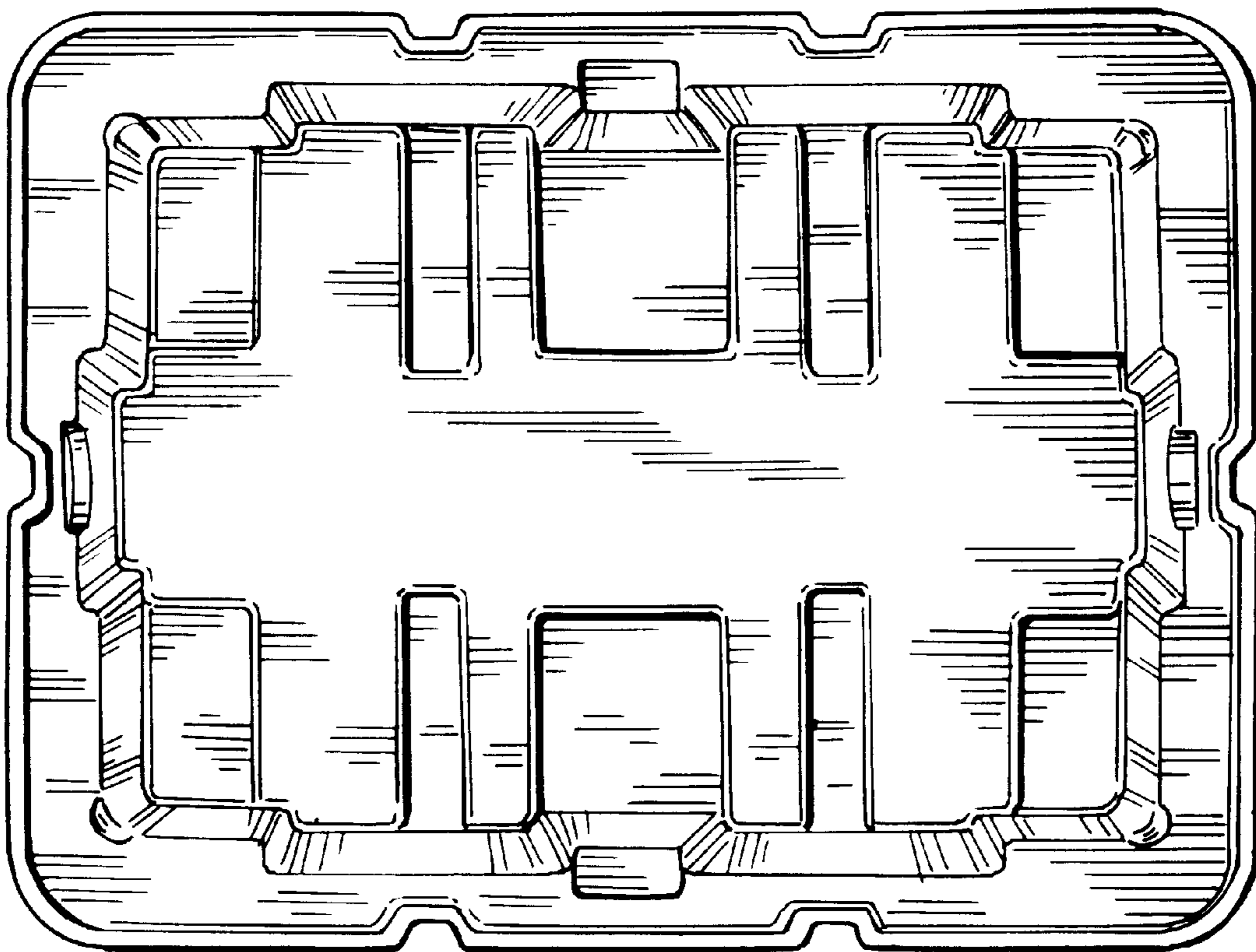




FIG. 3

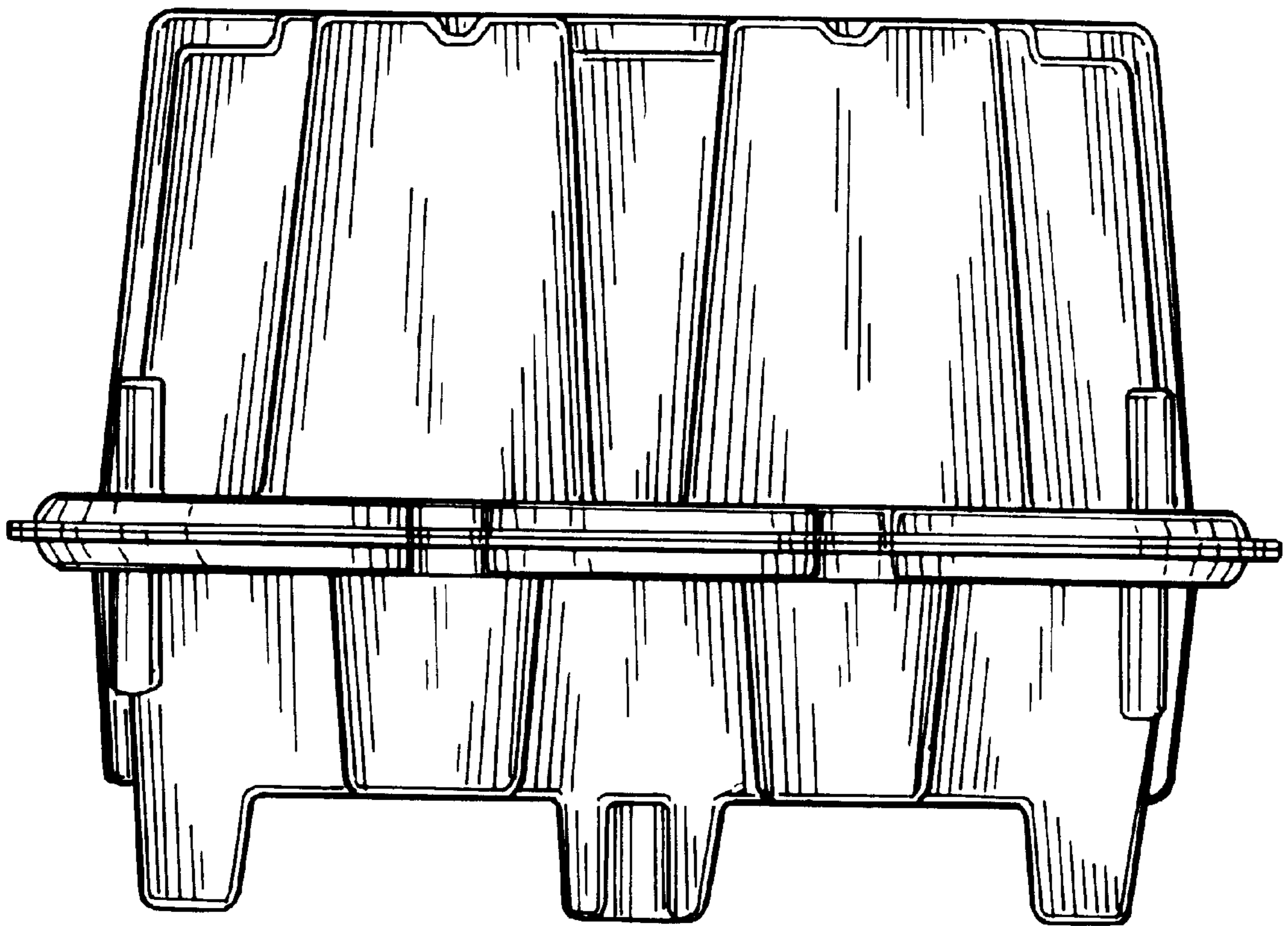


FIG. 4

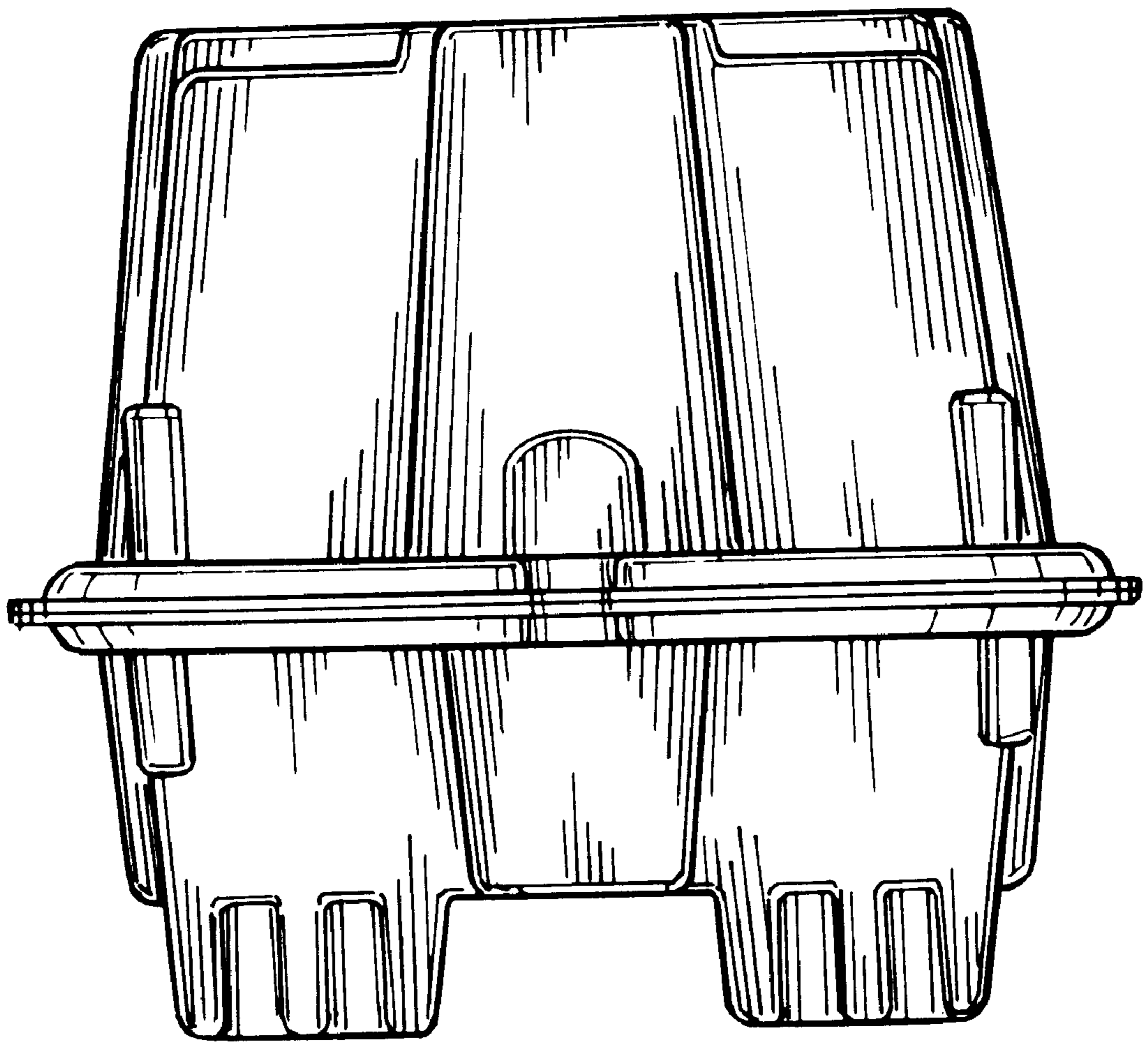


FIG. 5




FIG. 6

