



US00D439508S

(12) **United States Design Patent**
Strunk

(10) **Patent No.:** **US D439,508 S**

(45) **Date of Patent:** **** Mar. 27, 2001**

(54) **PRE-CUT GIFT WRAP**

(76) Inventor: **Mildred Strunk**, 106 Main St.,
Stouchberg, PA (US) 19567

(**) Term: **14 Years**

(21) Appl. No.: **29/113,836**

(22) Filed: **Nov. 12, 1999**

(51) **LOC (7) Cl.** **09-05**

(52) **U.S. Cl.** **D9/305; D9/433; D5/22**

(58) **Field of Search** D9/305, 306, 307,
D9/312, 433; D5/10, 22, 59, 61, 66; D11/121,
125; 206/459.5, 494; 229/87.18, 87.19,
922, 923

(56) **References Cited**

U.S. PATENT DOCUMENTS

D. 78,903	*	7/1929	Smalley	D5/22
D. 104,576	*	5/1937	Orth	D5/22
D. 396,803	*	8/1998	Belmonte	D9/305
4,153,157		5/1979	de Volpi	206/225
4,177,898		12/1979	Humphrey	206/494
4,953,779	*	9/1990	Densen	229/922 X
5,103,978	*	4/1992	Secor	206/459.5 X
5,161,895	*	11/1992	Myers	D9/305

5,186,988	*	2/1993	Dixon	229/87.19 X
5,273,361	*	12/1993	Jillson	D9/305 X
5,542,597		8/1996	Richards	229/116.5

* cited by examiner

Primary Examiner—Cathron Brooks

(74) *Attorney, Agent, or Firm*—Goldstein & Canino

(57) **CLAIM**

The ornamental design for pre-cut gift wrap, as shown and described.

DESCRIPTION

FIG. 1 is a perspective view of pre-cut gift wrap, shown in a semi-folded position.

FIG. 2 is a top plan view of the pre-cut gift wrap, shown in an unfolded position.

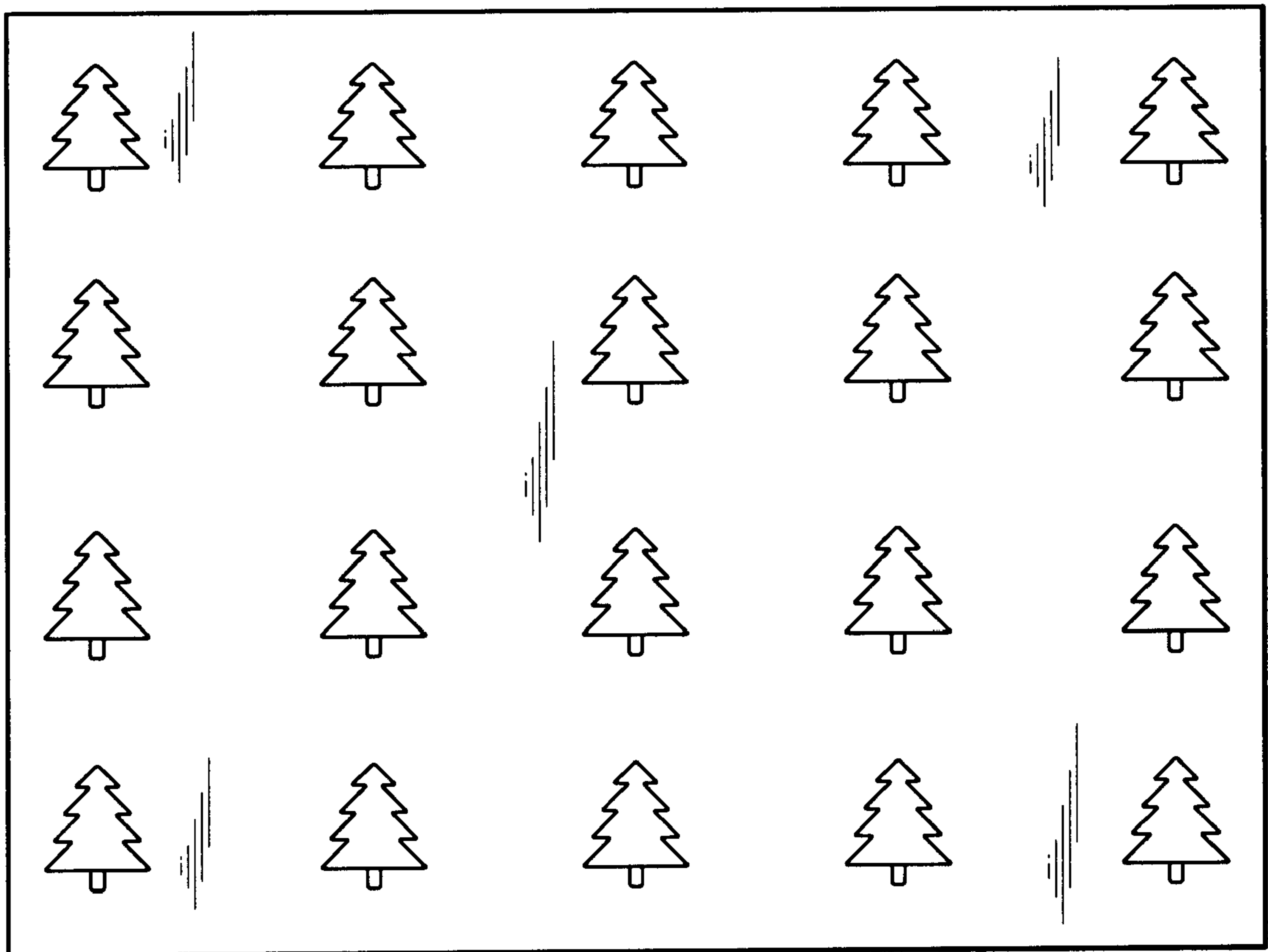
FIG. 3 is a bottom plan view of FIG. 2.

FIG. 4 is a front elevational view of FIG. 2, the rear elevational view being a mirror image thereof; and,

FIG. 5 is a right side elevational view of FIG. 2, the left side view being a mirror image of the right side view.

The broken line showing of a box in FIG. 1 is for illustrative purposes only and forms no part of the claimed design.

1 Claim, 3 Drawing Sheets



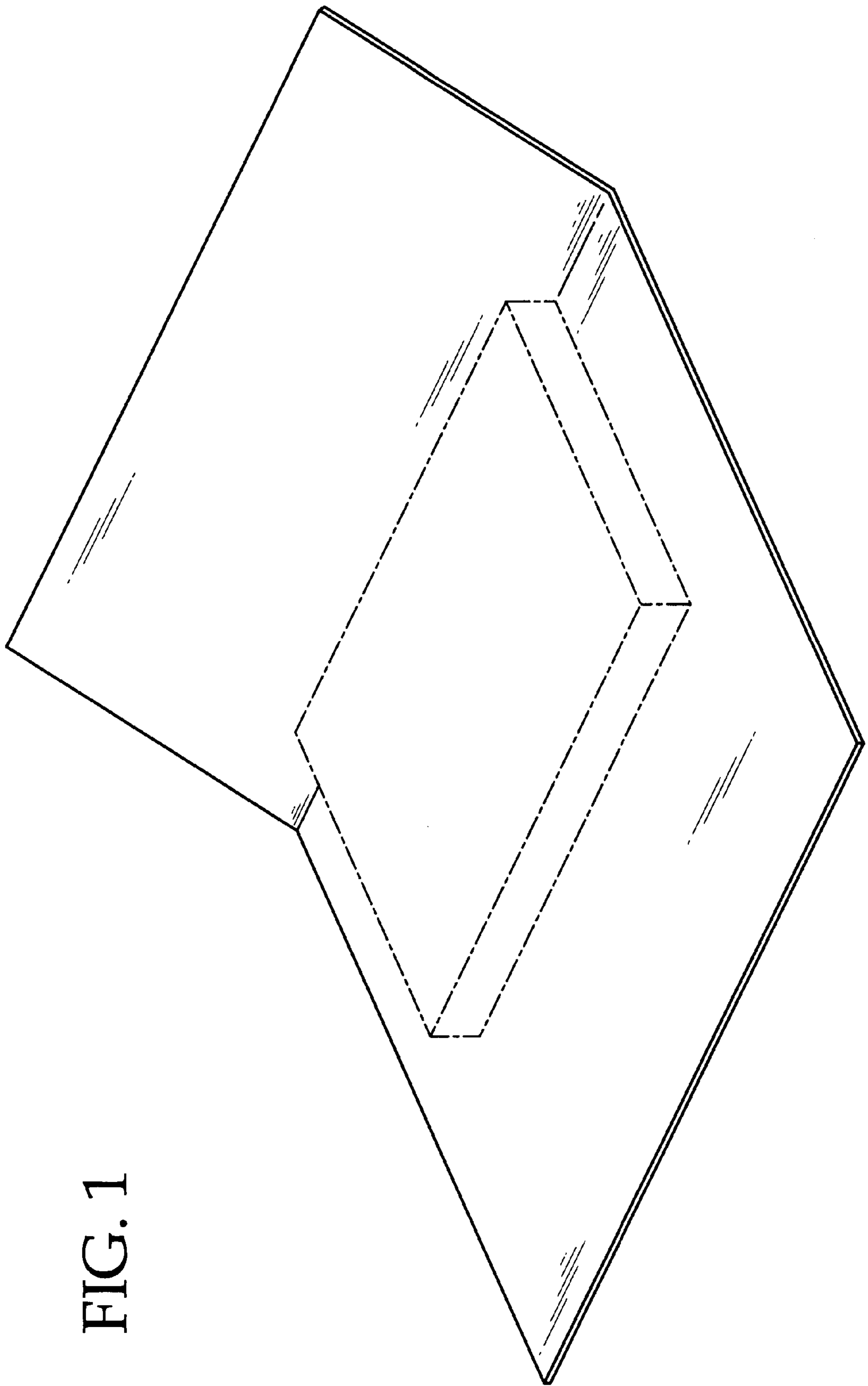


FIG. 1

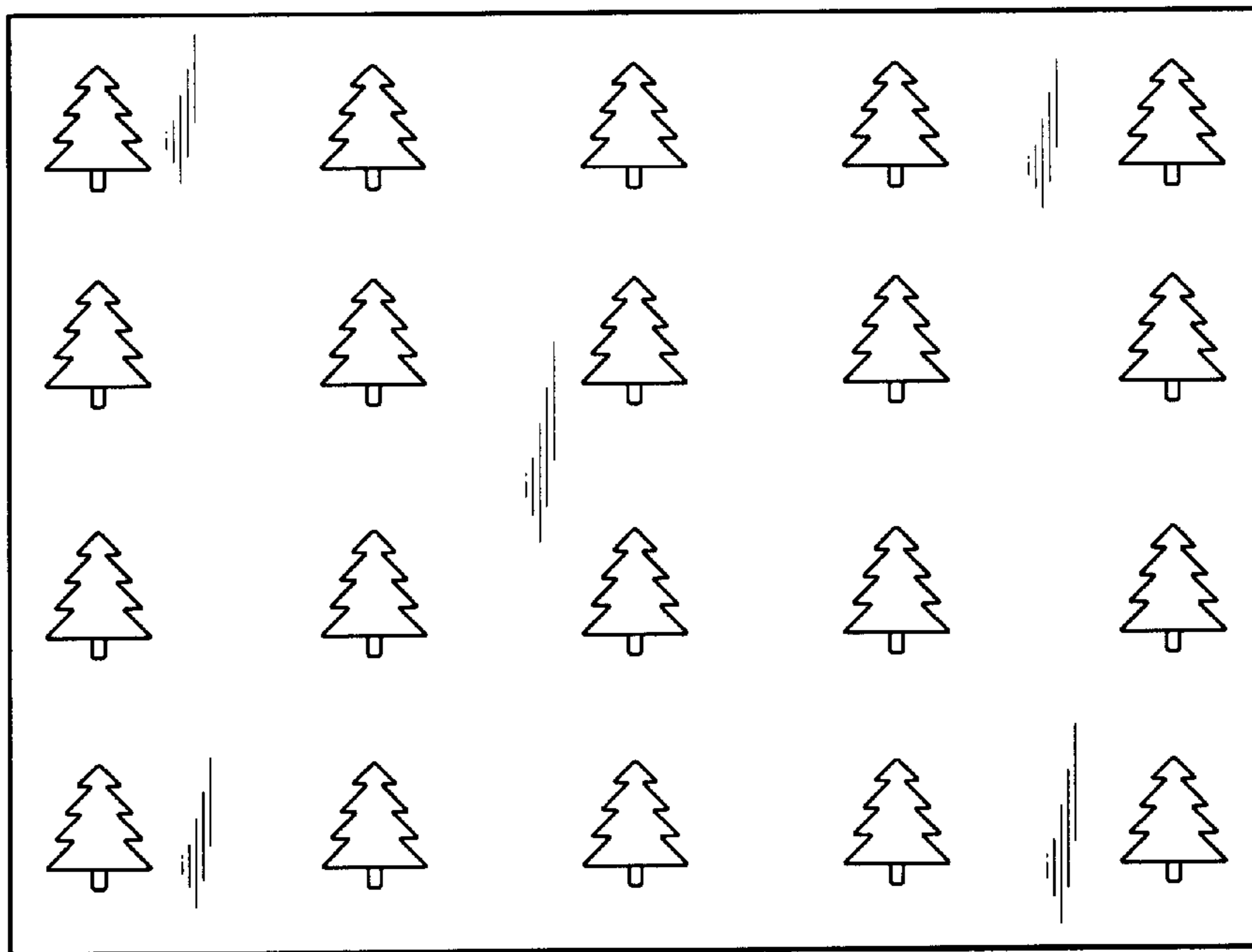


FIG. 2




FIG. 3



FIG. 4



FIG. 5