



US00D439495S

(12) **United States Design Patent**
McCalla et al.

(10) **Patent No.:** **US D439,495 S**
(45) **Date of Patent:** **** Mar. 27, 2001**

(54) **LIGHTED KNIFE HANDLE**

1,144,210 6/1915 Kincaid 362/120

(76) Inventors: **Gavin McCalla**, 3935 Tamiami Trail;
William R. Lutz, 2530 Hampton Trail,
both of Cumming, GA (US) 30131;
Stephen Burns, 2720 Porta Bella La.,
Cumming, GA (US) 30041

(List continued on next page.)

(**) Term: **14 Years**

FOREIGN PATENT DOCUMENTS

0 306 461 A1 3/1989 (EP) .
0 421 721 A2 10/1991 (EP) .
2 031 316 11/1982 (GB) .
2 053 438 4/1983 (GB) .
2 272 967 6/1996 (GB) .
86216028 9/1997 (TW) .

(21) Appl. No.: **29/120,254**

(22) Filed: **Mar. 16, 2000**

OTHER PUBLICATIONS

Photographs of a "Craftsman" screwdriver (undated).

Related U.S. Application Data

Primary Examiner—Philip S. Hyder

(63) Continuation-in-part of application No. 09/483,710, filed on
Jan. 14, 2000.

(74) *Attorney, Agent, or Firm*—Needle & Rosenberg, P.C.

(51) **LOC (7) Cl.** **08-03**

(57) **CLAIM**

(52) **U.S. Cl.** **D8/107; D22/118; D26/38**

The ornamental design for a lighted knife handle, as shown
and described.

(58) **Field of Search** D8/98, 99, 107;
D22/118; 7/118; 362/119, 120, 109; D26/38;
D7/395; 30/151

DESCRIPTION

(56) **References Cited**

FIG. 1 is a perspective view of a first embodiment of the
lighted knife handle of the present invention, the knife blade
depicted in broken lines and not forming a part of the
claimed design;

U.S. PATENT DOCUMENTS

D. 182,397 4/1958 Blum D8/87
D. 197,757 3/1964 Nagamori D8/87
D. 323,449 1/1992 Corona et al. D8/83
D. 327,827 7/1992 Kwan D8/61
D. 328,699 8/1992 Shaanan et al. D8/82
D. 329,185 * 9/1992 Hasegawa D8/107
D. 330,497 10/1992 Hsin D8/68
D. 331,356 12/1992 Amsberry D8/68
D. 333,239 * 2/1993 Pogue D8/107
D. 340,633 10/1993 Badiali D8/85
D. 358,316 5/1995 Markwart et al. D8/82
D. 359,789 * 6/1995 Seber et al. D22/118
D. 363,012 10/1995 Humphries D8/87
D. 375,243 * 11/1996 Hasegawa D22/118
D. 376,305 12/1996 Kung D8/82
D. 383,660 9/1997 Anderson D8/83
D. 408,256 * 4/1999 Maxcy D8/99
D. 412,096 7/1999 Kung et al. .
D. 412,355 * 7/1999 Saetherbo D22/118

FIG. 2 is a top plan view of FIG. 1;

FIG. 3 is a side elevational view of FIG. 1, with the opposite
side being a mirror image;

FIG. 4 is a bottom plan view of FIG. 1;

FIG. 5 is a front end elevational view of FIG. 1;

FIG. 6 is a rear end elevational view of FIG. 1;

FIG. 7 is a perspective view of a second embodiment of the
lighted knife handle of the present invention, the knife blade
depicted in broken lines and not forming a part of the
claimed design;

FIG. 8 is a top plan view of FIG. 7;

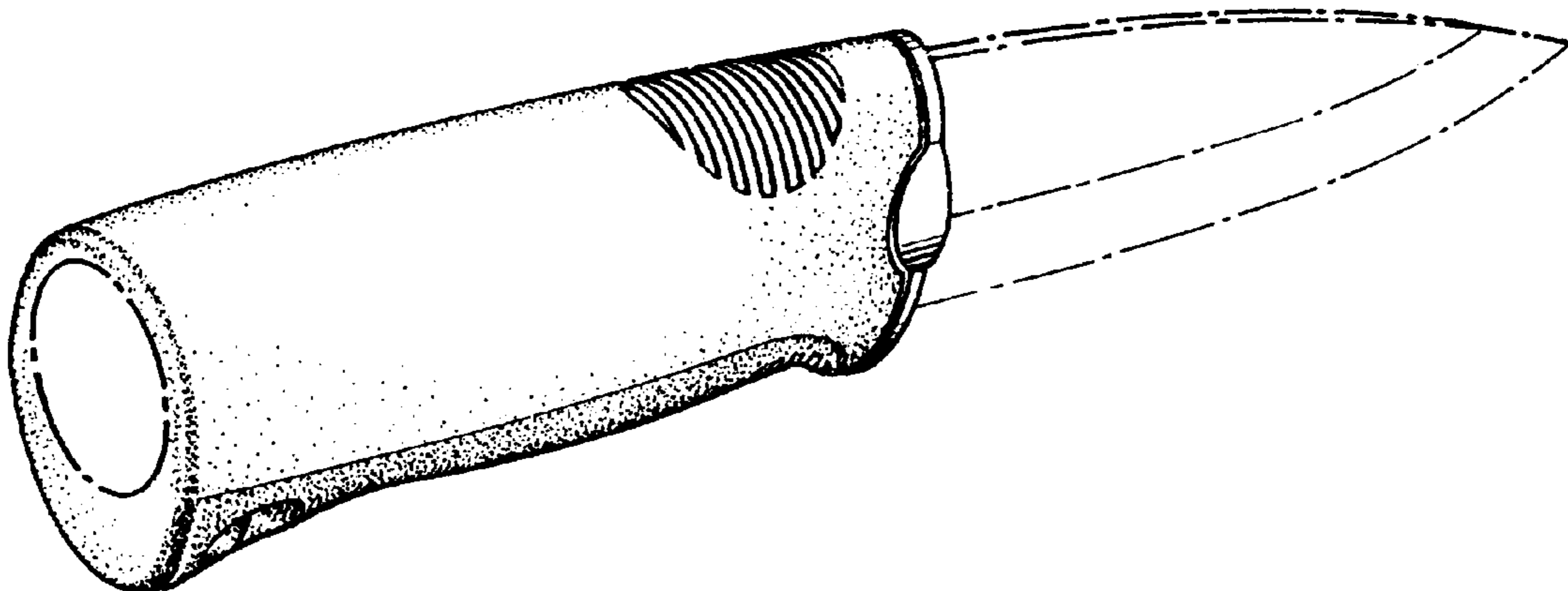
FIG. 9 is a side elevational view of FIG. 7, with the opposite
side being a mirror image;

FIG. 10 is a bottom plan view of FIG. 7;

FIG. 11 is a front end elevational view of FIG. 7; and,

FIG. 12 is a rear end elevational view of FIG. 7.

1 Claim, 2 Drawing Sheets



US D439,495 S

Page 2

U.S. PATENT DOCUMENTS

1,439,404	12/1922	Cotharin	362/119	4,768,137	8/1988	Hwaw et al.	362/120
1,603,985	10/1926	Rosenberg	362/120	4,936,171	6/1990	Berg	81/451
1,635,933	7/1927	Genoves	362/120	5,124,893	6/1992	Jeng	362/120
2,242,536	5/1941	Montgomery	362/578	5,211,468	5/1993	Jeng	362/120
2,288,093	6/1942	Kaffenberger et al.	362/578	5,265,504	11/1993	Fruhm	81/439
2,341,375	2/1944	Hambleton	362/119	5,369,555	11/1994	McKain et al.	362/120
2,466,342	4/1949	Watts	362/119	5,473,519	12/1995	McCallops et al.	362/120
2,706,769	4/1955	Cook	362/578	5,510,962	4/1996	Hsiao	362/120
2,736,792	2/1956	Freeland	362/578	5,515,249	5/1996	Shiao	362/119
2,773,974	12/1956	Markett	362/120	5,550,719	8/1996	Kuo	362/120
2,783,364	2/1957	Wood, Jr.	362/119	5,577,829	11/1996	Hall	362/119
3,185,832	5/1965	Nagamori	362/120	5,584,565	12/1996	Berg	362/120
3,603,782	9/1971	Wortmann	240/6.46	5,628,556	5/1997	Hrabar et al.	362/119
3,919,541	11/1975	Chao	362/120	5,713,656	2/1998	Lin	362/120
4,283,757	8/1981	Nalbandian et al.	362/120	5,727,319 *	3/1998	Myerchin et al.	30/123
4,669,186 *	6/1987	Liu	30/125				

* cited by examiner

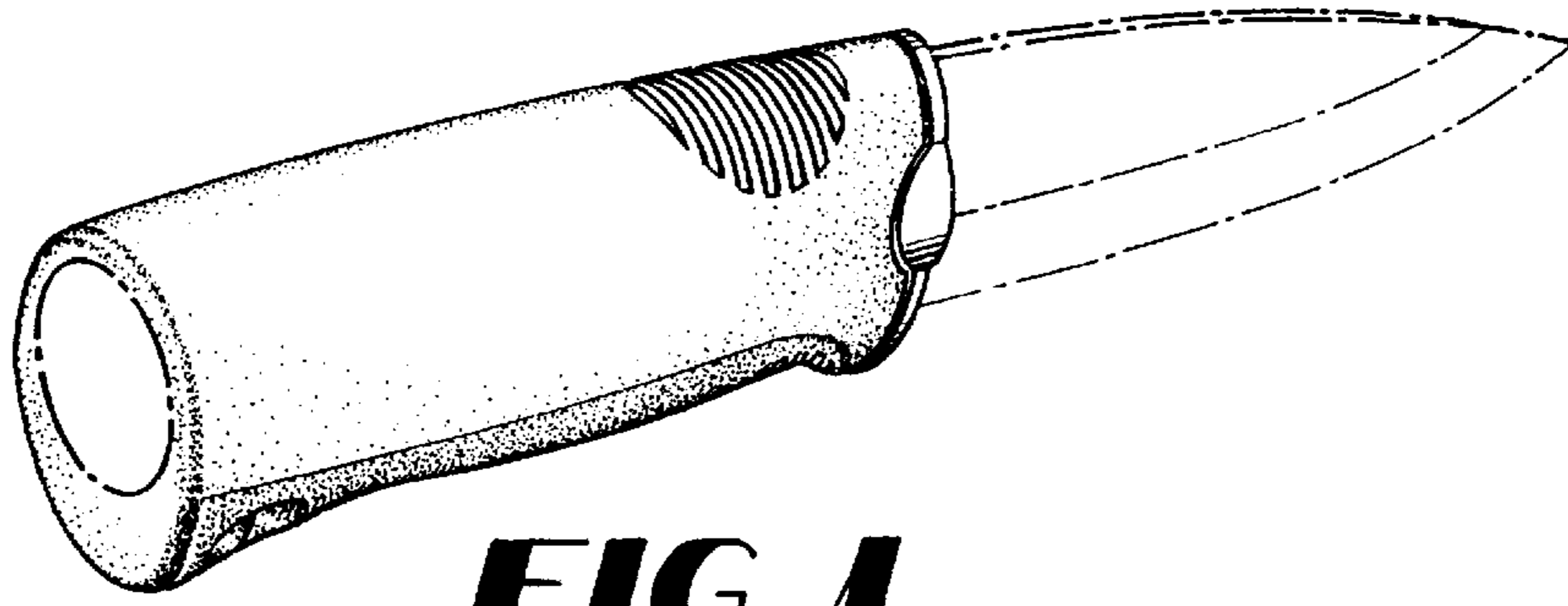


FIG 1

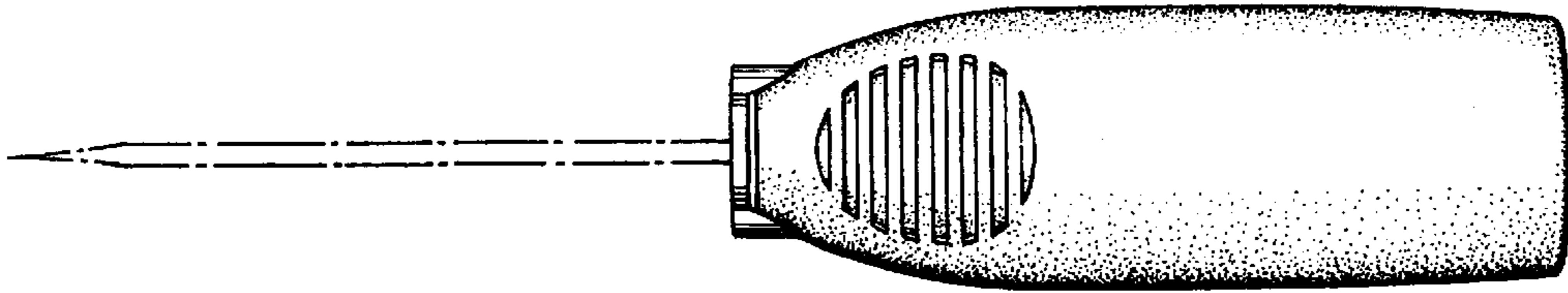


FIG 2

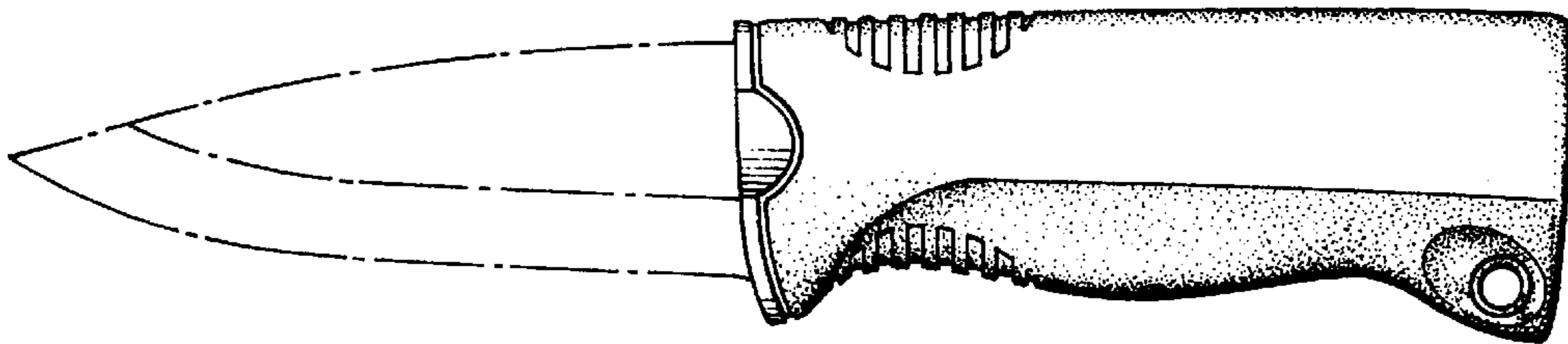


FIG 3

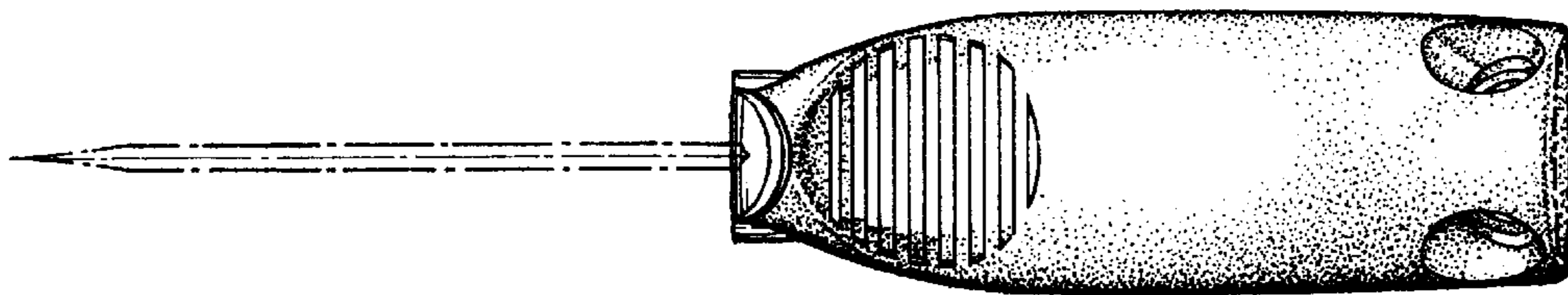


FIG 4

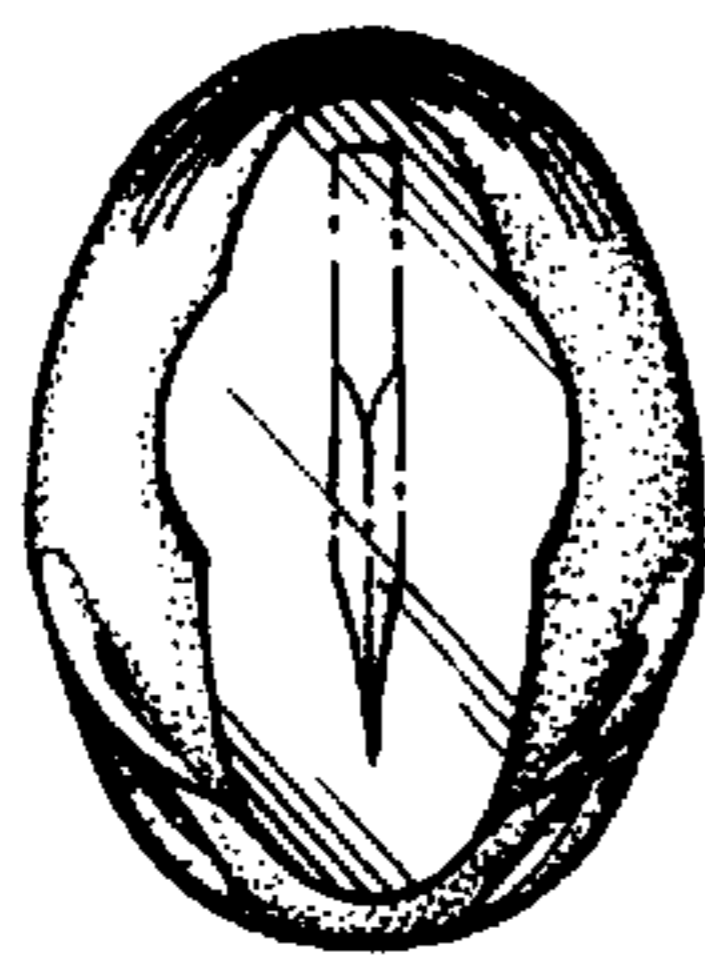


FIG 5

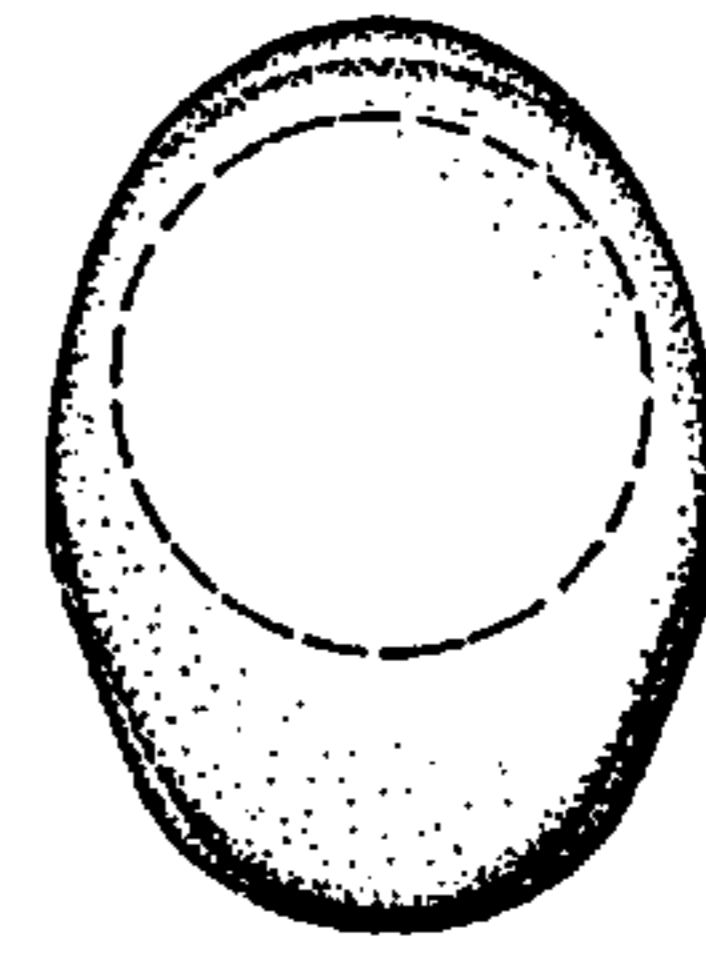


FIG 6

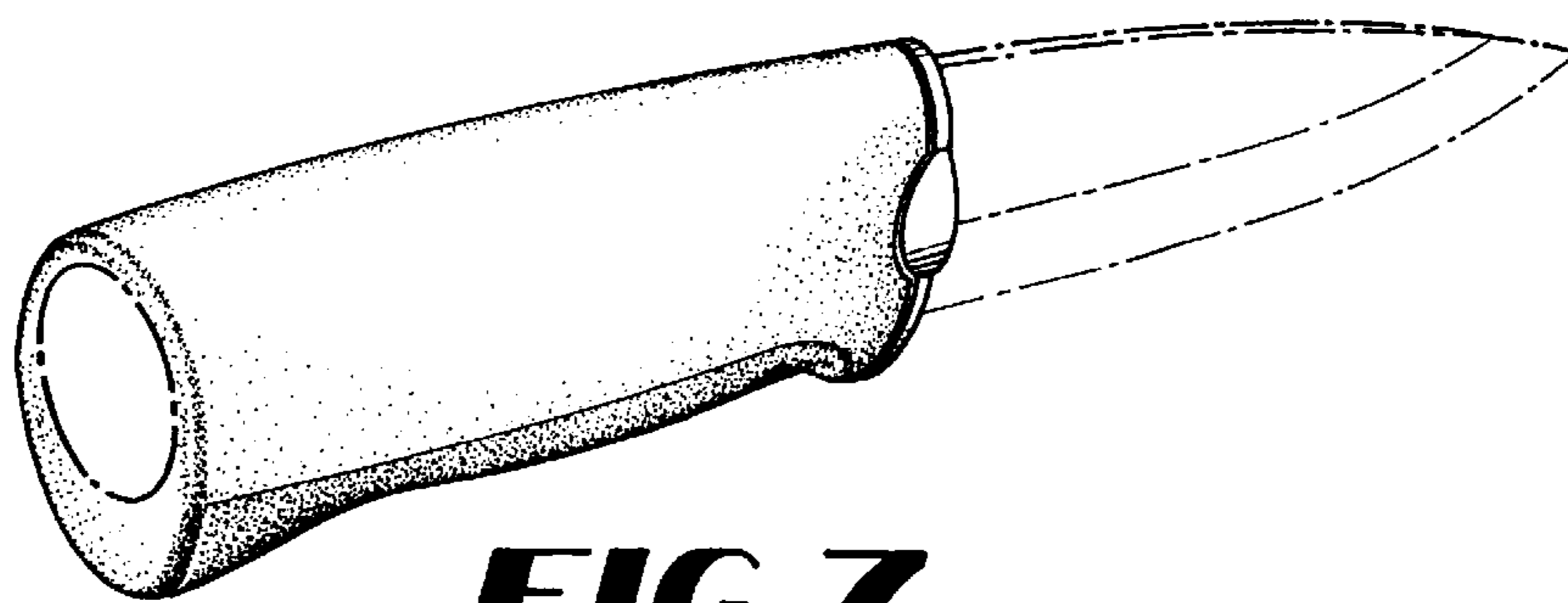


FIG 7

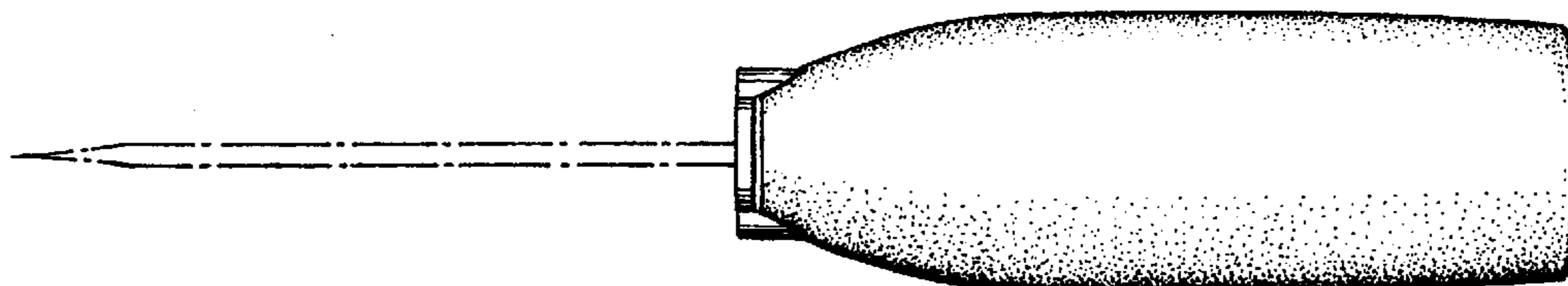


FIG 8

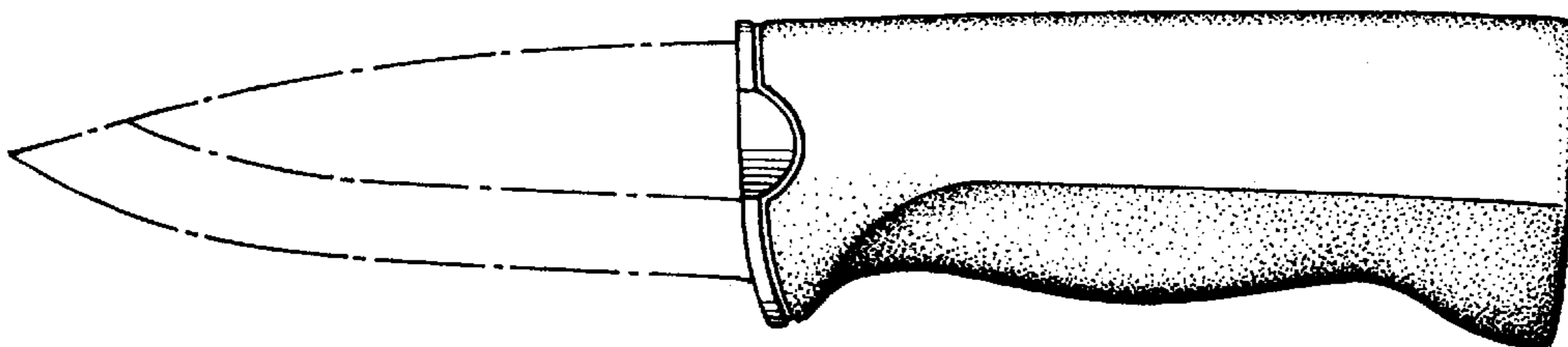


FIG 9

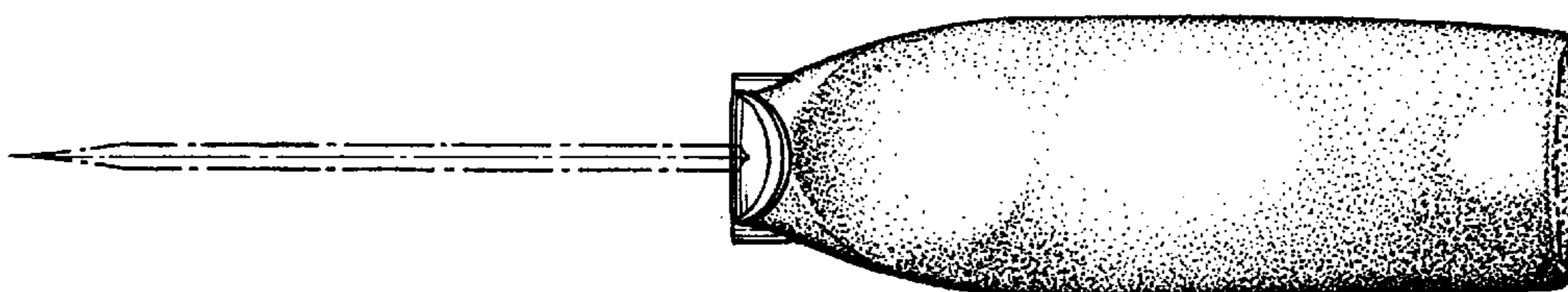


FIG 10

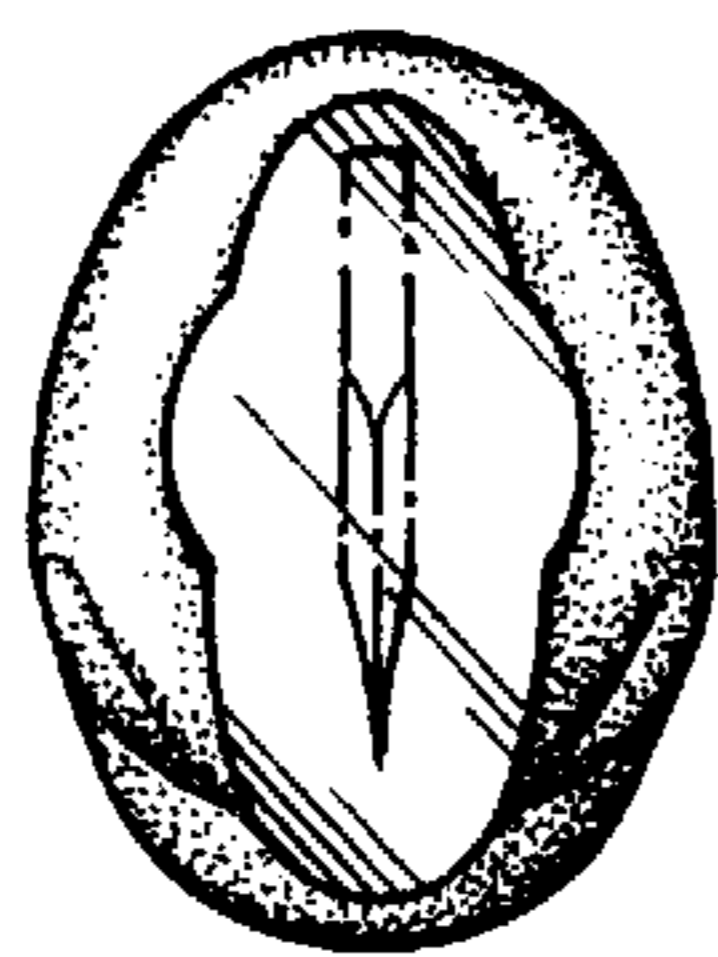


FIG 11

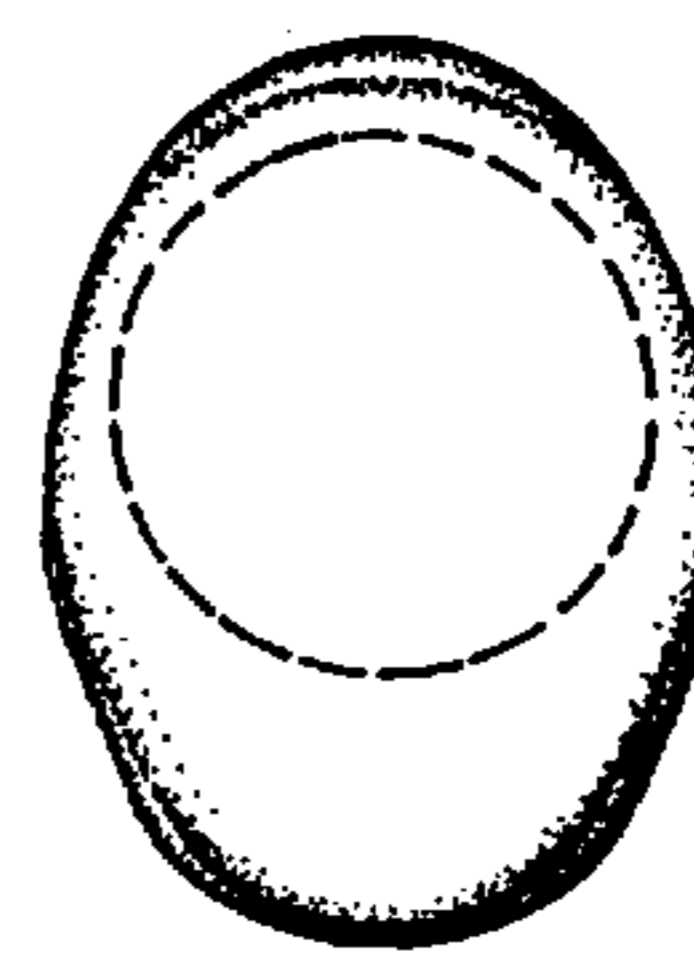


FIG 12