



US00D439472S

(12) **United States Design Patent**  
**Wang**

(10) **Patent No.:** **US D439,472 S**

(45) **Date of Patent:** **\*\* Mar. 27, 2001**

(54) **CUP**

(76) **Inventor:** **Ching-Chen Wang**, No. 11, Hsinyi S.  
Rd., Anping Industrial Dist., Tainan  
(TW)

(\*\*) **Term:** **14 Years**

(21) **Appl. No.:** **29/122,160**

(22) **Filed:** **Apr. 20, 2000**

(51) **LOC (7) Cl.** ..... **07-01**

(52) **U.S. Cl.** ..... **D7/509; D7/514**

(58) **Field of Search** ..... D7/507, 509, 523,  
D7/514, 515; 220/703, 708, 675; 206/459.5,  
779, 446; 229/403, 400; 215/12.1; D9/428,  
429

(56) **References Cited**

**U.S. PATENT DOCUMENTS**

D. 223,703	*	5/1972	Cheladze	.....	D7/523
D. 223,999	*	6/1972	Klose	.....	D9/429
D. 299,624	*	1/1989	Rothman et al.	.....	D11/152
D. 407,270	*	3/1999	Wilson	.....	D7/529

D. 429,958	*	8/2000	Wilson	.....	D7/509
D. 430,456	*	9/2000	Thuma	.....	D7/509
2,267,255	*	12/1941	Remington et al.	.....	428/406
3,468,467	*	9/1969	Amberg	.....	229/403
5,769,311	*	6/1998	Morita et al.	.....	229/403
5,772,111	*	6/1998	Kirsch	.....	229/403

\* cited by examiner

*Primary Examiner*—M. N. Pandozzi

(74) *Attorney, Agent, or Firm*—William E. Pelton, Esq.

(57) **CLAIM**

The ornamental design for a cup, as shown.

**DESCRIPTION**

FIG. 1 is a perspective view of a cup, showing my new design;

FIG. 2 is a front elevational view thereof;

FIG. 3 is a rear elevational view thereof;


FIG. 4 is a left side elevational view thereof;

FIG. 5 is a right side elevational view thereof;

FIG. 6 is a top plan view thereof; and,

FIG. 7 is a bottom plan view thereof.

**1 Claim, 4 Drawing Sheets**






FIG. 1

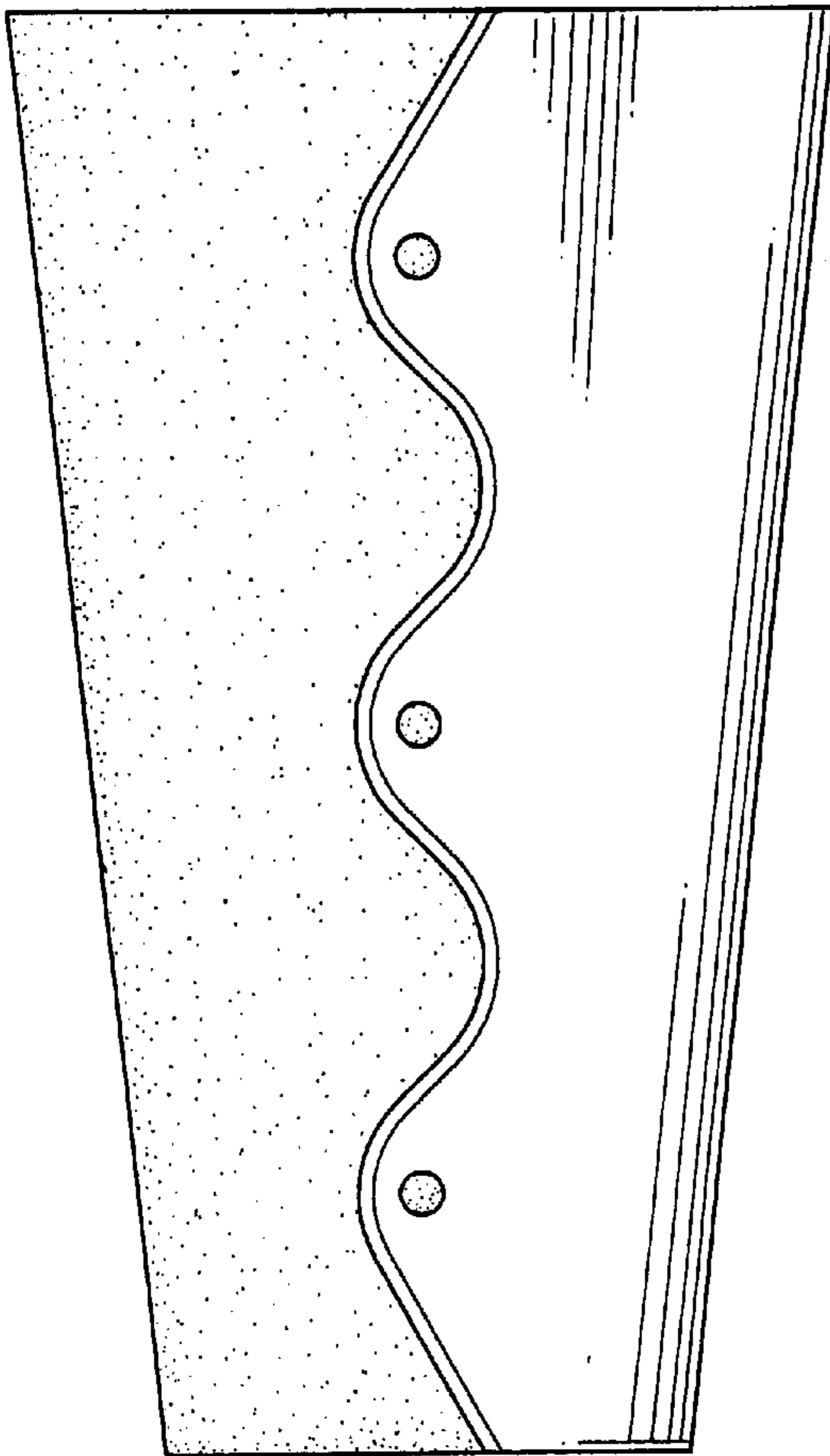


FIG. 2

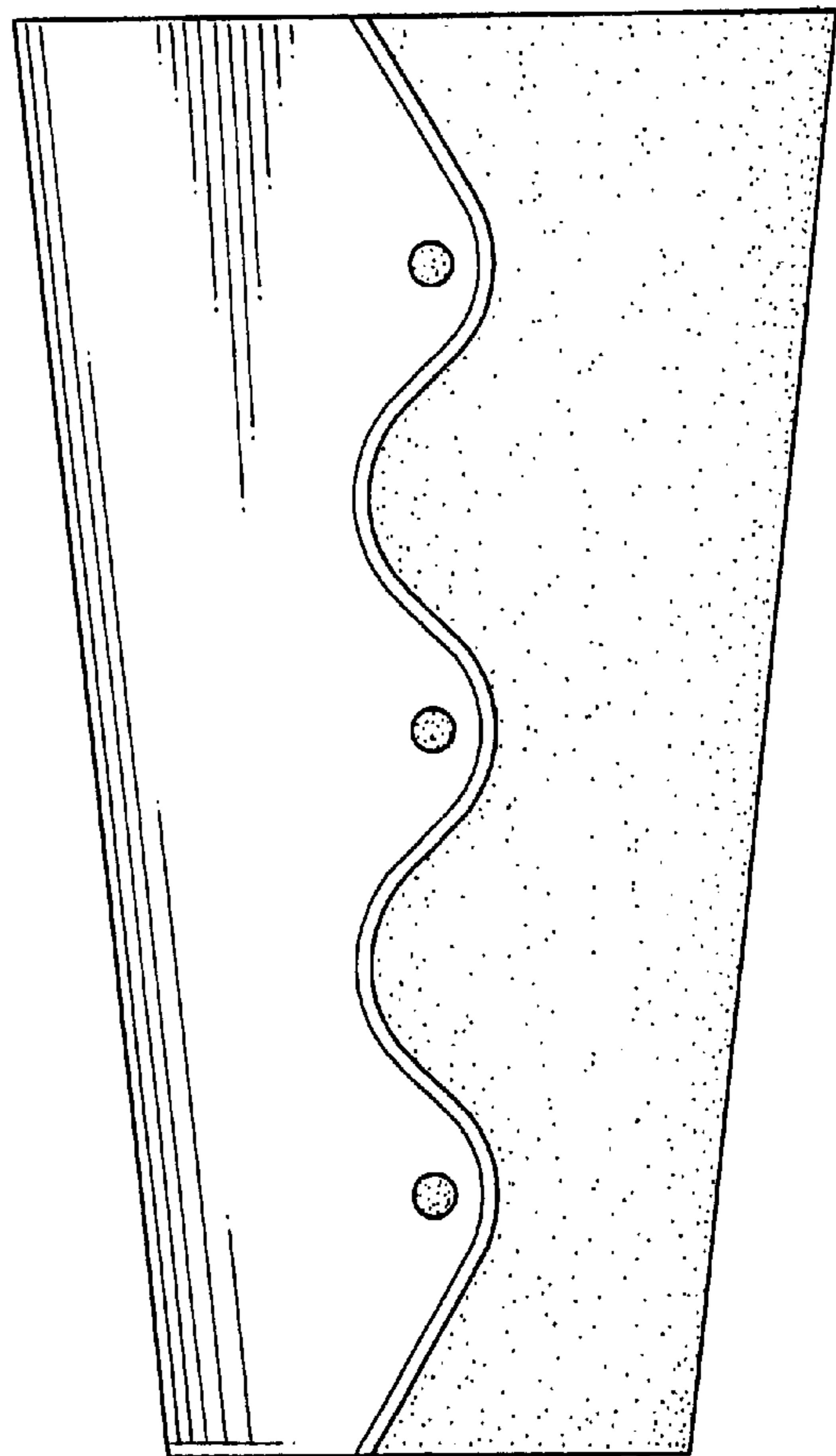


FIG. 3




FIG. 4

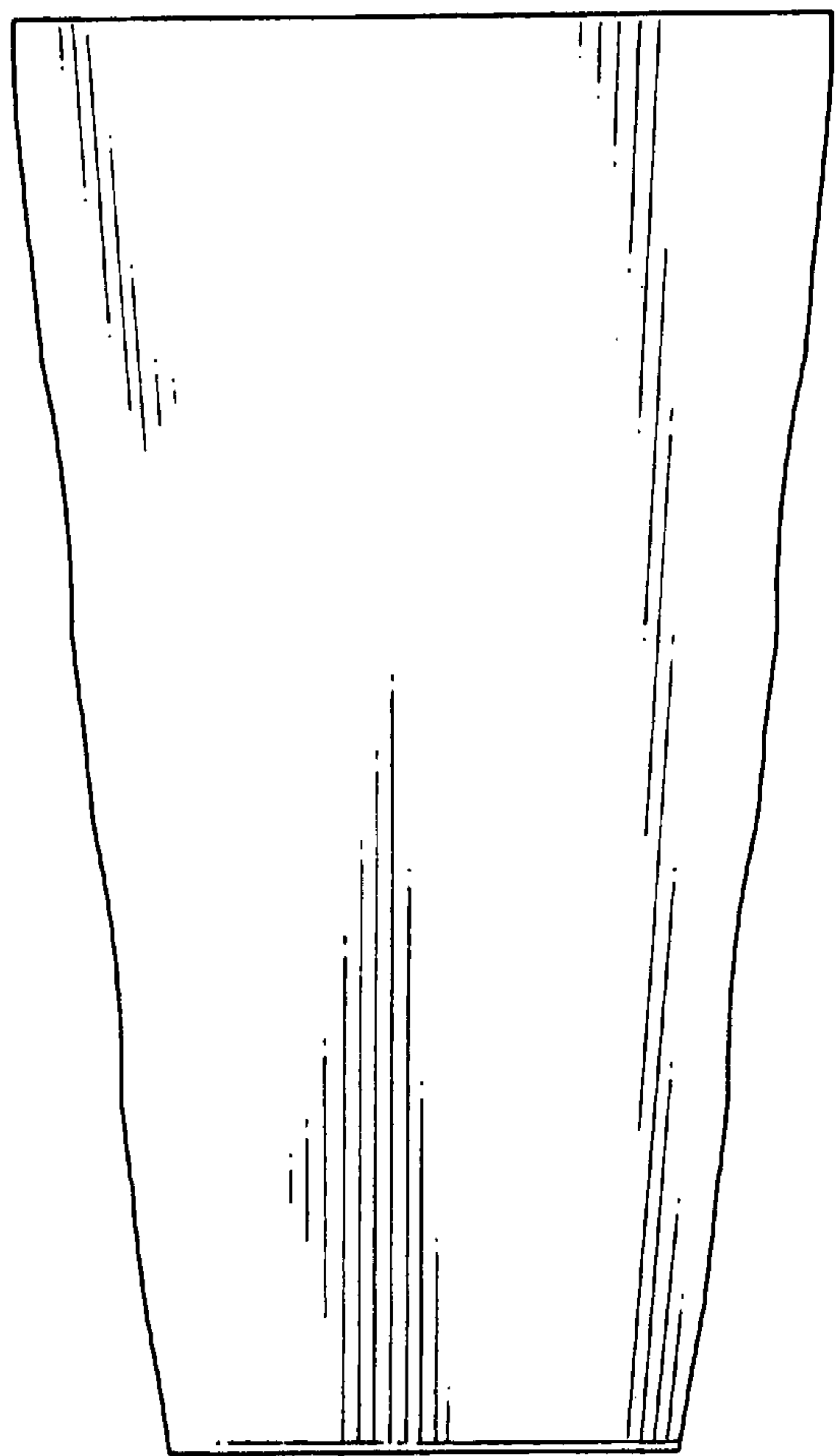


FIG. 5

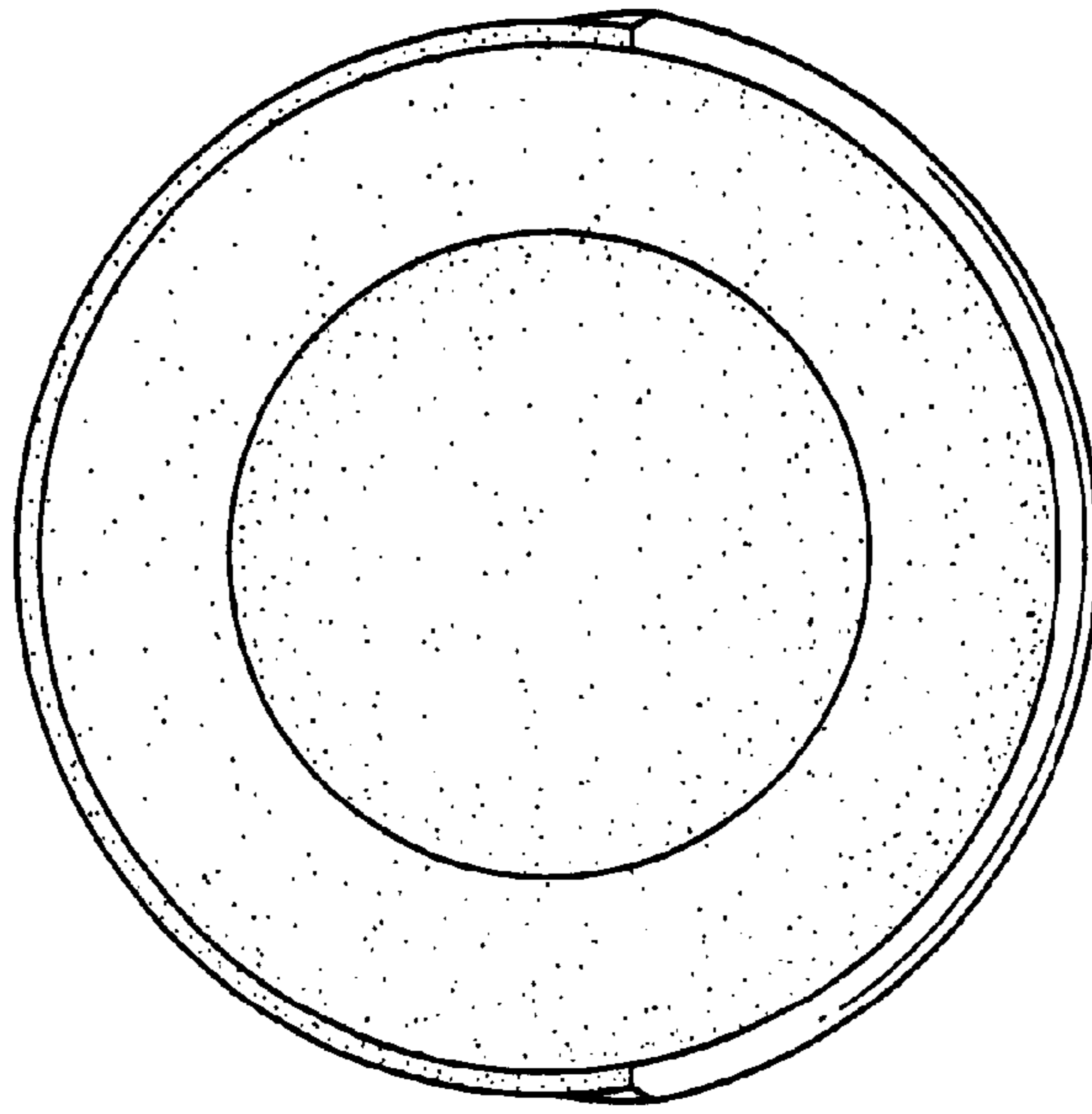


FIG. 6

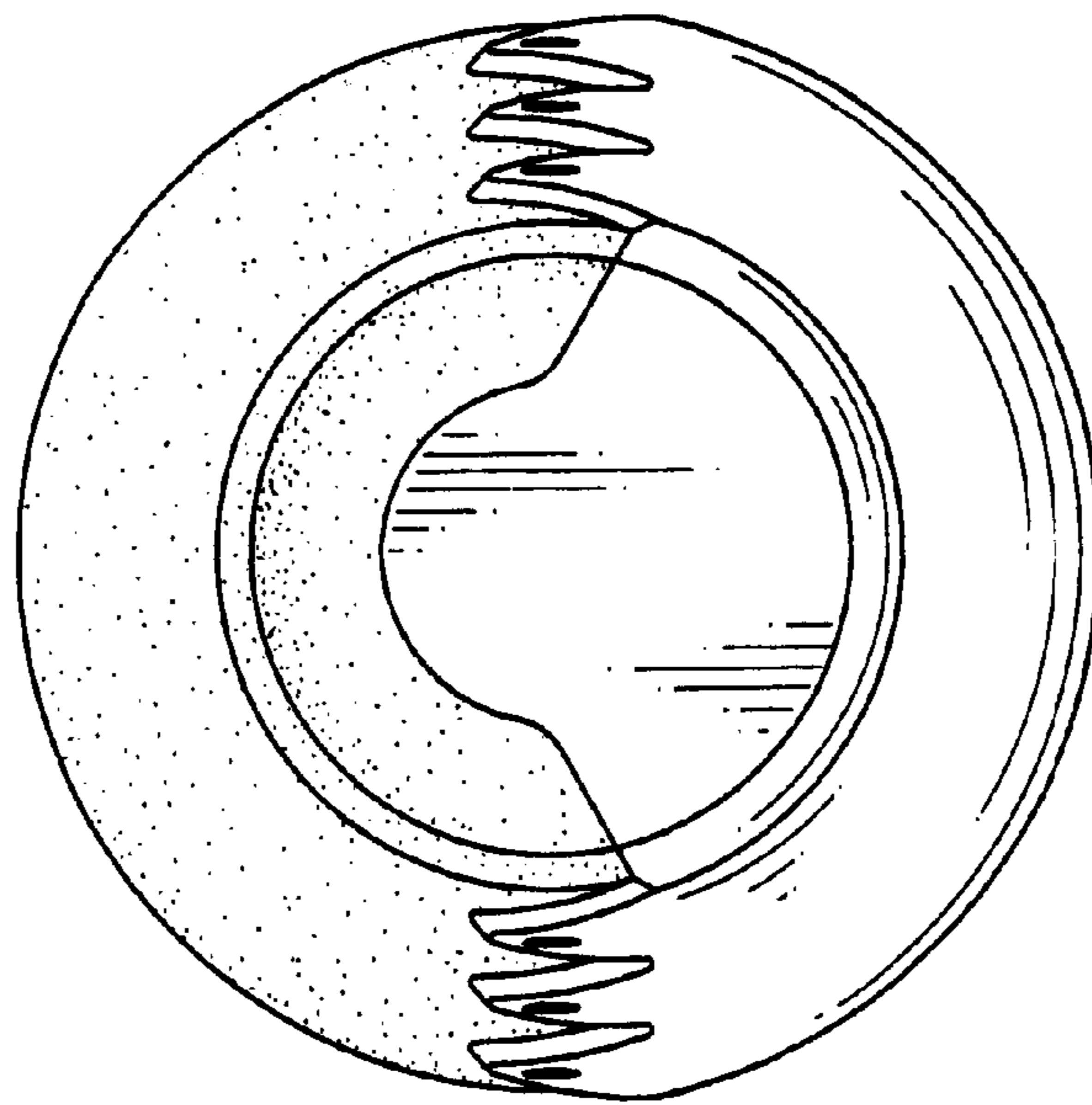


FIG. 7