



US00D439441S

(12) **United States Design Patent**  
**Mathieu et al.**

(10) **Patent No.:** **US D439,441 S**

(45) **Date of Patent:** **\*\* Mar. 27, 2001**

(54) **CABINET**

(75) Inventors: **Paul Mathieu**, Aix-en-Provence (FR);  
**Sherri Donghia**; **Thomas Fuchs**, both  
of New York, NY (US); **Masaru**  
**Suzuki**, Brooklyn, NY (US); **Jennifer**  
**Hutton**, West Islip, NY (US)

(73) Assignee: **Donghia Furniture/Textiles Ltd.**, New  
York, NY (US)

(\*\*) Term: **14 Years**

(21) Appl. No.: **29/120,180**

(22) Filed: **Mar. 15, 2000**

(51) **LOC (7) Cl.** ..... **06-04**

(52) **U.S. Cl.** ..... **D6/446**

(58) **Field of Search** ..... D6/432-448; 312/204

(56) **References Cited**

**U.S. PATENT DOCUMENTS**

- D. 100,124 \* 6/1936 Rockola ..... D6/446 X
- D. 103,073 \* 2/1937 Morgan ..... D6/445

- D. 284,243 \* 6/1986 Barber ..... D6/432
- D. 318,582 \* 7/1991 Hollington ..... D6/446
- D. 407,385 \* 3/1999 Belanger et al. .... D6/446 X
- D. 431,733 \* 10/2000 Zimmerman ..... D6/446
- D. 432,281 \* 10/2000 LaZar et al. .... D32/6

\* cited by examiner

*Primary Examiner*—Cathron Brooks

(74) *Attorney, Agent, or Firm*—Heslin & Rothenberg, P.C.

(57) **CLAIM**

The ornamental design for the cabinet, as shown and described.

**DESCRIPTION**

FIG. 1 is a perspective view of the cabinet comprising our new design;

FIG. 2 is a top plan view thereof;

FIG. 3 is a front elevational view thereof; and,

FIG. 4 is a left side elevational view thereof, the right side elevational view being a mirror image thereof.

The bottom and the rear form no part of the claimed design.

**1 Claim, 2 Drawing Sheets**




FIG. 1




FIG. 2

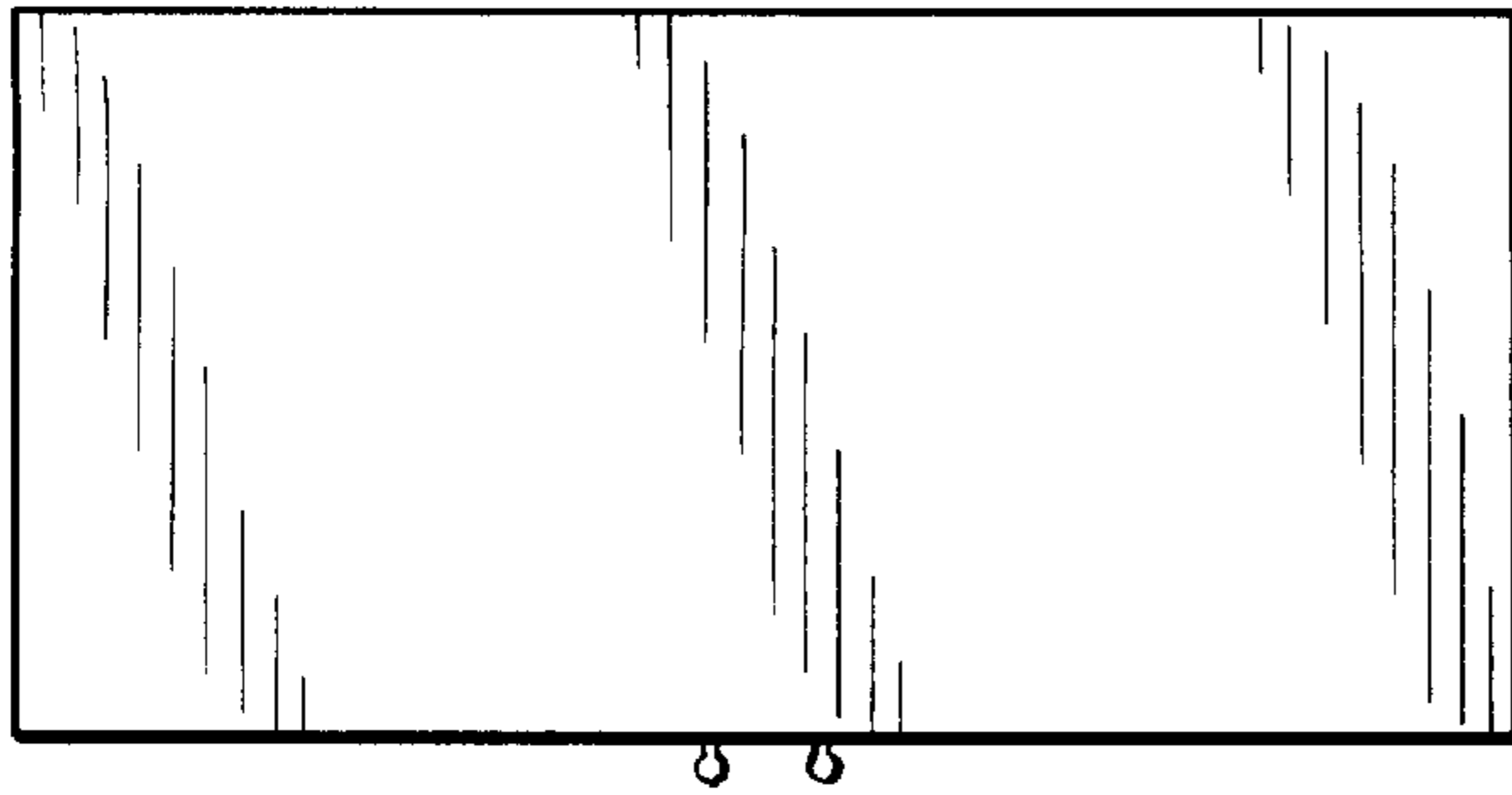


FIG. 3




FIG. 4

