



US00D439432S

(12) **United States Design Patent**  
**Hutton**

(10) **Patent No.:** **US D439,432 S**

(45) **Date of Patent:** **\*\* Mar. 27, 2001**

(54) **SOFA**

D. 417,103 \* 11/1999 Chalmers et al. .... D6/500

(75) Inventor: **John Hutton**, West Islip, NY (US)

**OTHER PUBLICATIONS**

(73) Assignee: **Donghia Furniture/Textiles Ltd.**, New York, NY (US)

Karpen Furniture, p. 20, sofa #50142-R at top left, ©1925.\*  
Interiors, p. 131, sofa at top right, Jun. 1962.\*

(\*\*) Term: **14 Years**

\* cited by examiner

(21) Appl. No.: **29/114,673**

*Primary Examiner*—Gary D. Watson

(22) Filed: **Nov. 29, 1999**

(74) *Attorney, Agent, or Firm*—Heslin & Rothenberg, P.C.

(51) **LOC (7) Cl.** ..... **06-01**

(52) **U.S. Cl.** ..... **D6/381**

(58) **Field of Search** ..... D6/334, 335, 364,  
D6/371, 381, 500, 501, 502; 5/12.1; 297/232

(57) **CLAIM**

The ornamental design for a sofa, as shown and described.

(56) **References Cited**

**DESCRIPTION**

**U.S. PATENT DOCUMENTS**

- D. 105,011 \* 6/1937 Hines et al. .... D6/381
- D. 330,811 \* 11/1992 Genova et al. .... D6/381
- D. 337,450 \* 7/1993 Dettinger ..... D6/381
- D. 383,010 \* 9/1997 Mourgue ..... D6/381

FIG. 1 is a front elevational view of the sofa comprising my new design;

FIG. 2 is a right side elevational view thereof, the opposite side elevational view being a mirror image thereof; and,

FIG. 3 is a top plan view thereof.

The broken lines shown are for illustrative purposes only and form no part of the claimed design.

**1 Claim, 1 Drawing Sheet**




FIG. 3

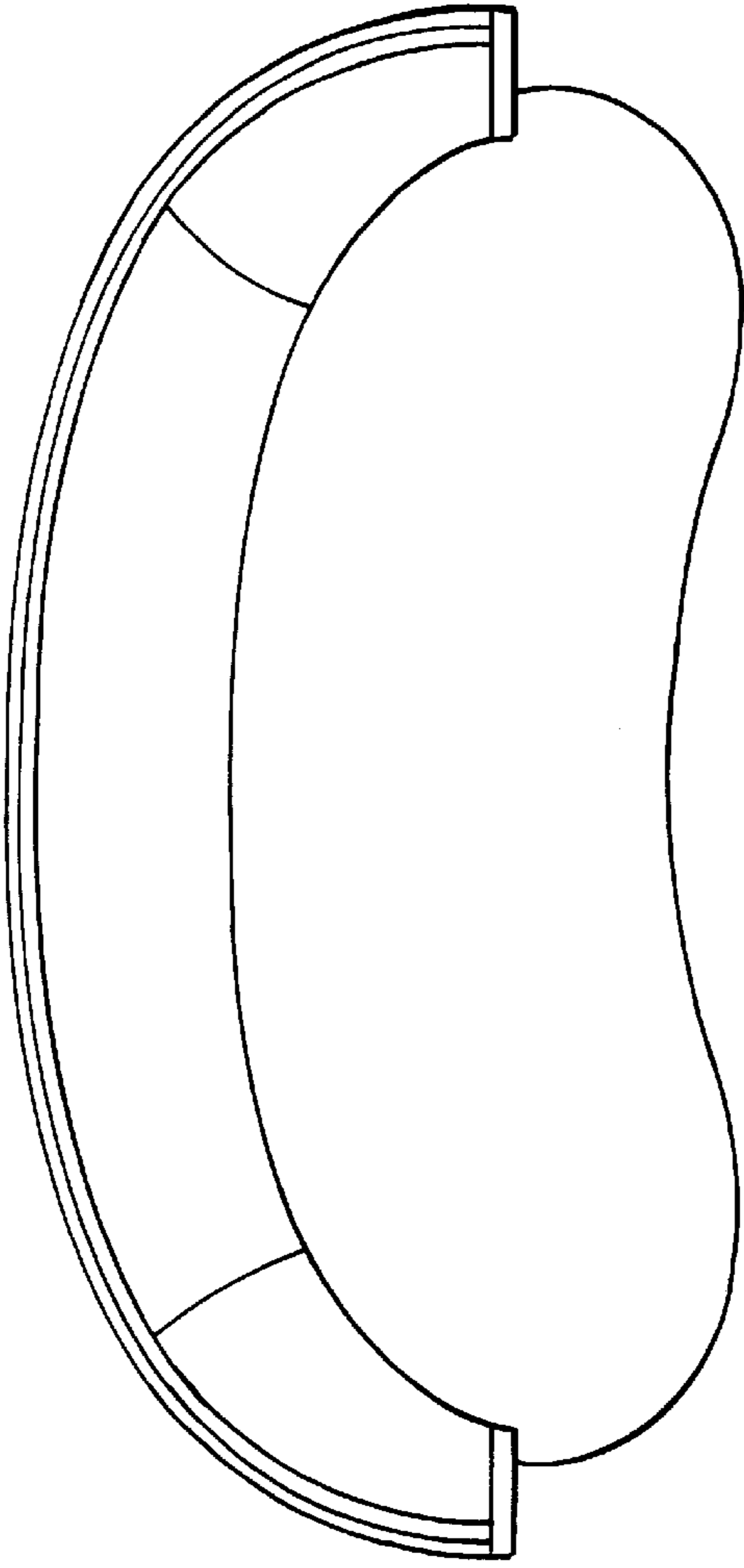


FIG. 1

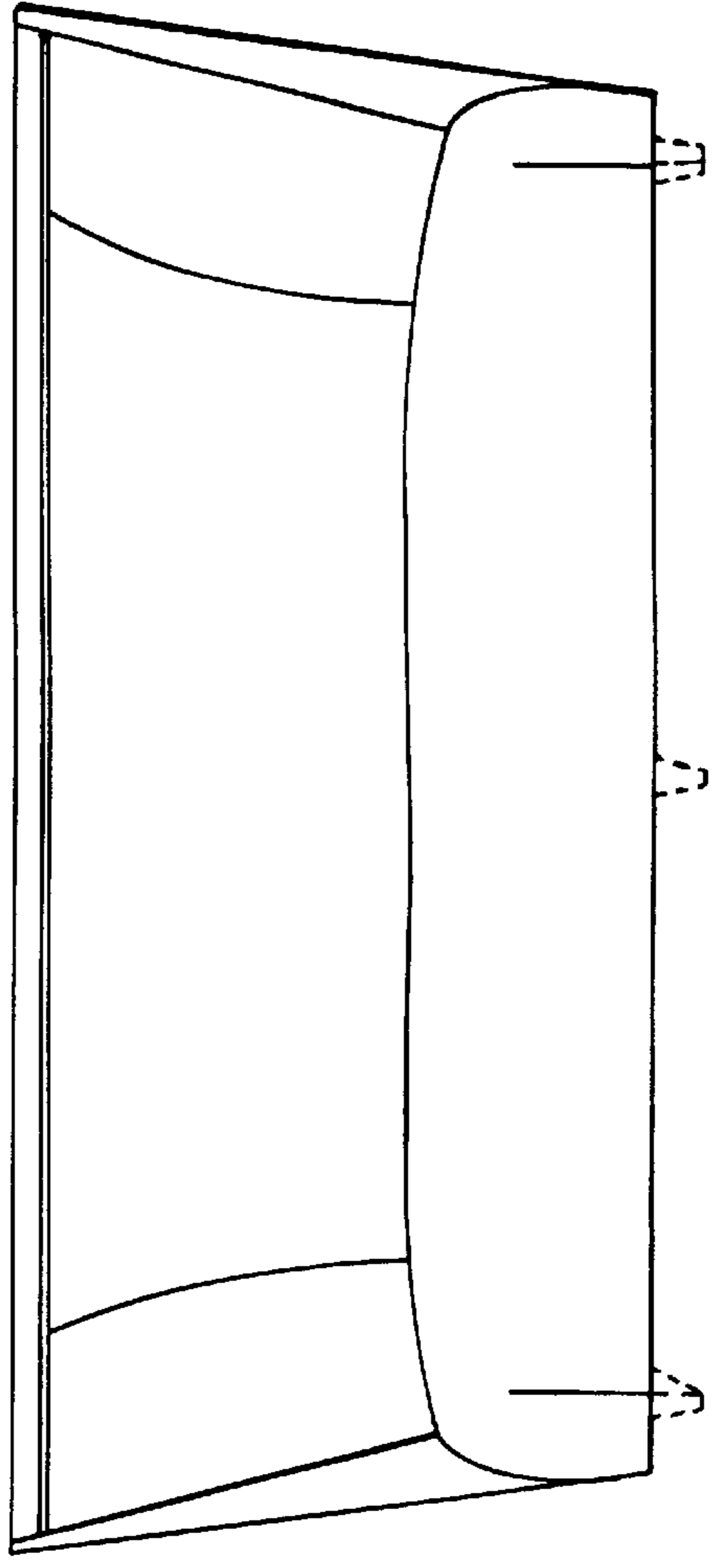


FIG. 2

