



US00D439417S

(12) **United States Design Patent**
Woodnorth et al.

(10) **Patent No.:** **US D439,417 S**

(45) **Date of Patent:** **** Mar. 27, 2001**

(54) **PAINT BRUSH**

5,615,445 4/1997 Kelsay et al. .
5,761,759 6/1998 Leversby et al. .
5,920,943 7/1999 Barker .

(75) Inventors: **Brian E. Woodnorth**, Whitefish Bay, WI (US); **Brian C. Bone**, Creve Coeur, **Heath A. Doty**, Richmond Heights, both of MO (US); **Kent P. Ritzel**, Waterloo, IL (US); **William Dean Ungar**, St. Louis, MO (US)

FOREIGN PATENT DOCUMENTS

2 265 856 5/1974 (DE) .
27 35 542 2/1979 (DE) .
351858 7/1931 (GB) .
844124 8/1960 (GB) .
2050156 1/1981 (GB) .
6-266193 8/1994 (JP) .
6-85778 12/1994 (JP) .
WO 93/16846 9/1993 (WO) .

(73) Assignee: **Newell Operating Company**, Freeport, IL (US)

(**) Term: **14 Years**

OTHER PUBLICATIONS

Excerpts from Corona Catalog #17, 1990, 8 pages.
“One Coater Supreme—The Brush That’s Better At Both Ends!”, EZ Paint, 1996, 1 page.

(21) Appl. No.: **29/121,033**

(22) Filed: **Mar. 30, 2000**

(51) **LOC (7) Cl.** **04-04**

(52) **U.S. Cl.** **D4/138**

(58) **Field of Search** D4/132, 135, 138;
15/143.1, 159.1, 160, 168, 171, 191.1,
192, 193; 16/110.1, 430

Primary Examiner—Alan P. Douglas
Assistant Examiner—Lavone Tabor
(74) *Attorney, Agent, or Firm*—Foley & Lardner

(56) **References Cited**

U.S. PATENT DOCUMENTS

D. 216,247 12/1969 McGuire .
D. 333,217 2/1993 Gingras .
412,479 10/1889 Davis .
1,687,335 10/1928 Jackline .
1,826,165 10/1931 Cartwright .
2,237,969 4/1941 Olsen .
2,426,315 8/1947 Marick .
2,664,582 1/1954 Kammann .
3,023,439 3/1962 Danley .
3,067,446 12/1962 McGauley .
3,153,801 10/1964 Weiss et al. .
3,819,779 6/1974 Pharris et al. .
4,495,669 1/1985 Hooper .
4,751,762 6/1988 Meimeteas .
4,847,939 7/1989 Derencsenyi et al. .
5,339,482 8/1994 Desimone et al. .
5,446,941 9/1995 Kelsay .

(57) **CLAIM**

The ornamental design for a paint brush, as shown and described.

DESCRIPTION

FIG. 1 is a perspective view of a paint brush of the present invention;
FIG. 2 is a top plan view thereof, the bottom plan view being identical thereto;
FIG. 3 is a left side elevational view thereof, the right side elevational view being identical thereto;
FIG. 4 is a rear elevational view thereof; and,
FIG. 5 is a front elevational view thereof.
The ornamental design which is claimed is shown in solid lines in the drawings. The broken lines in the drawings are for illustrative purposes only and form no part of the claimed design.

1 Claim, 1 Drawing Sheet

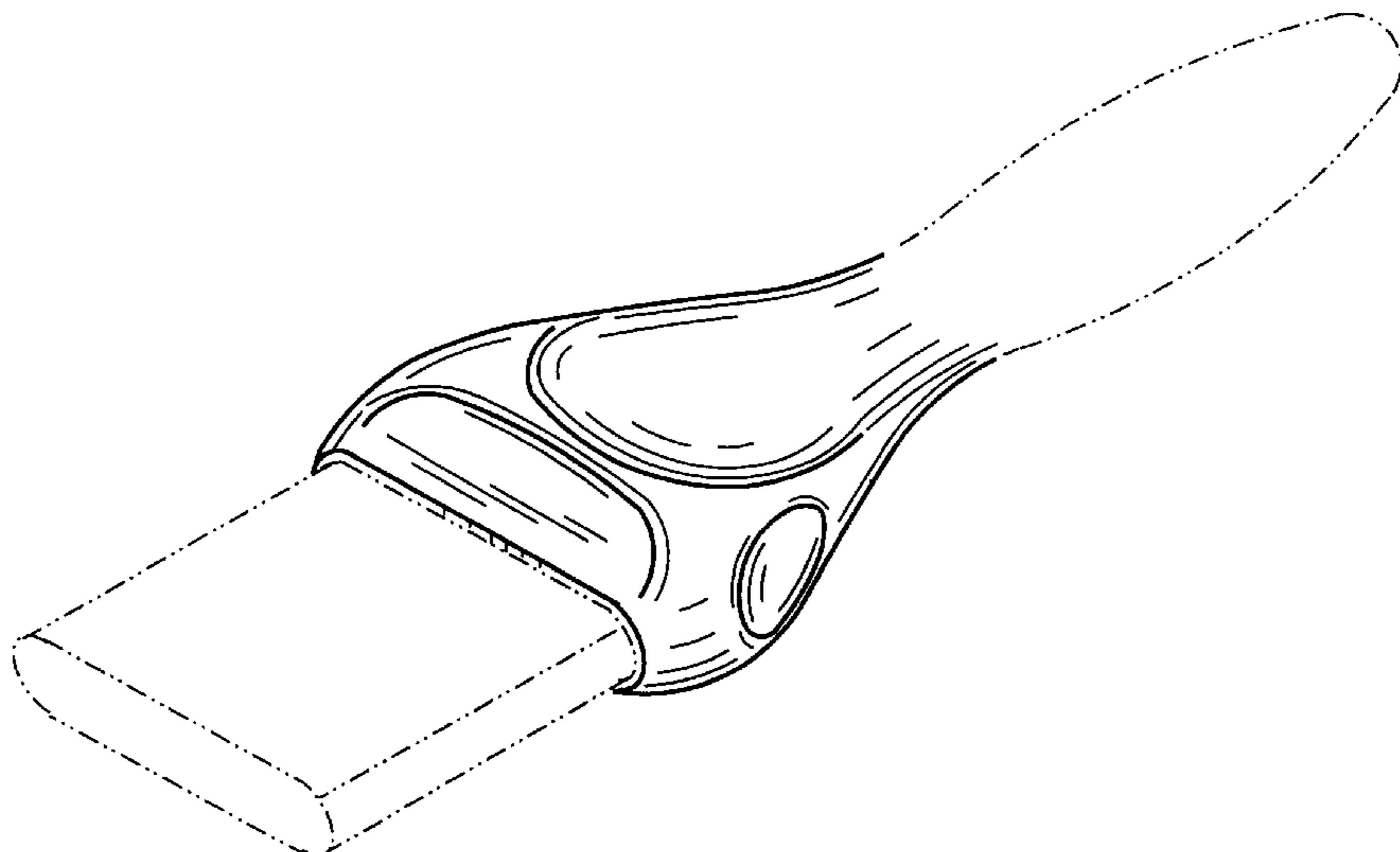


FIG. 1

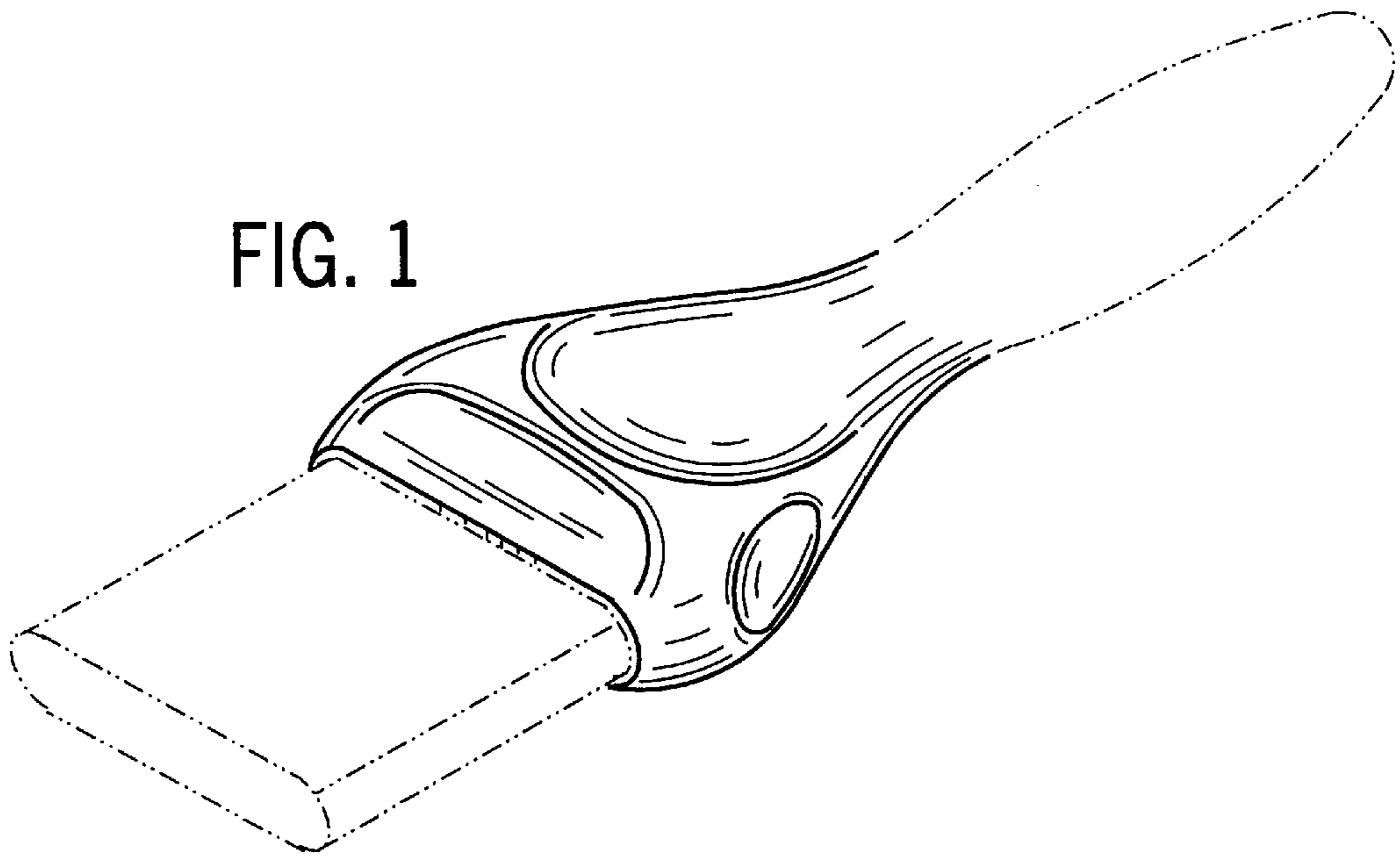


FIG. 2

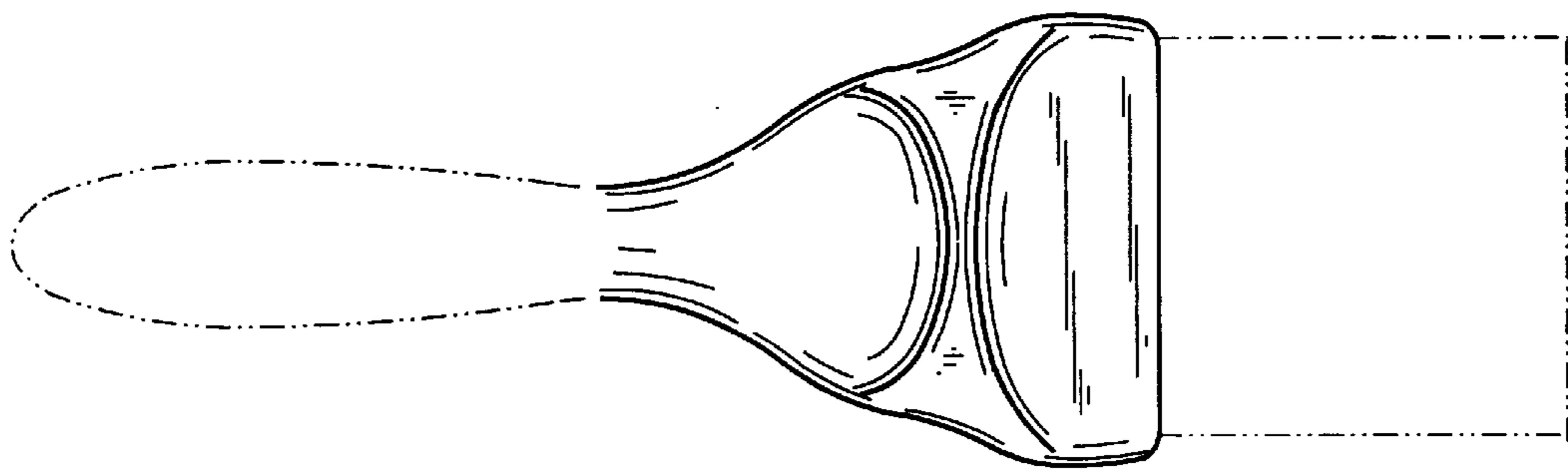


FIG. 3

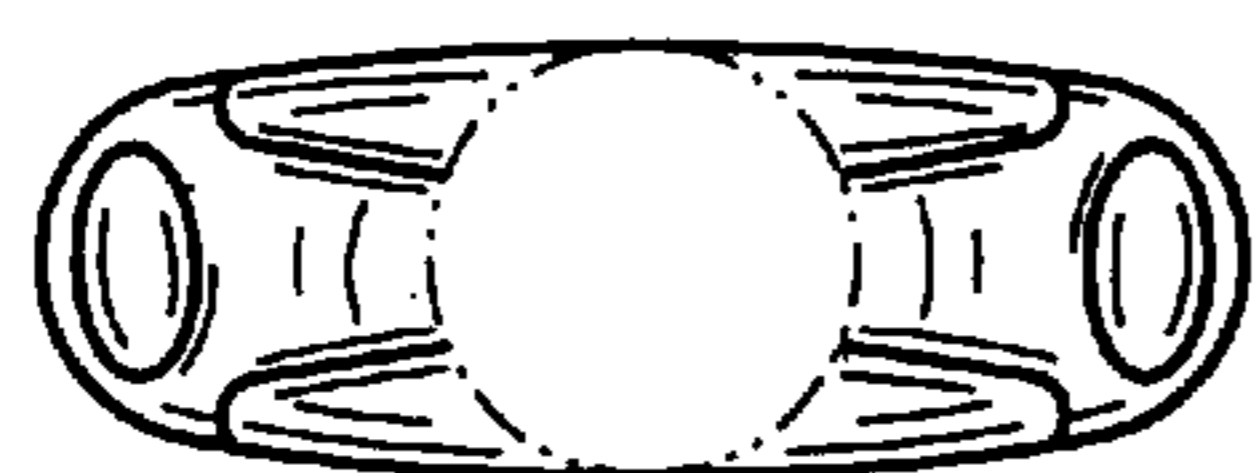
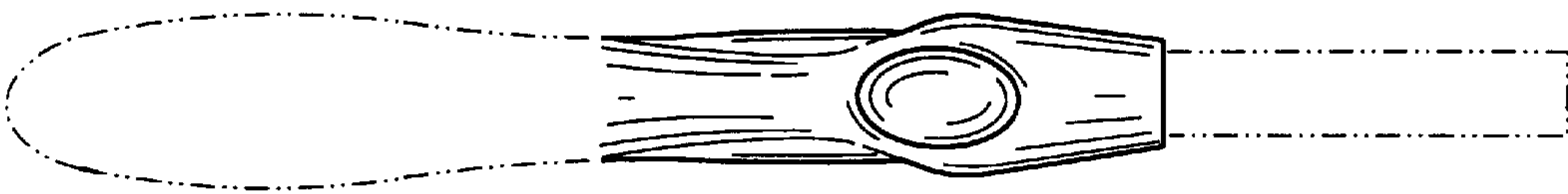


FIG. 4

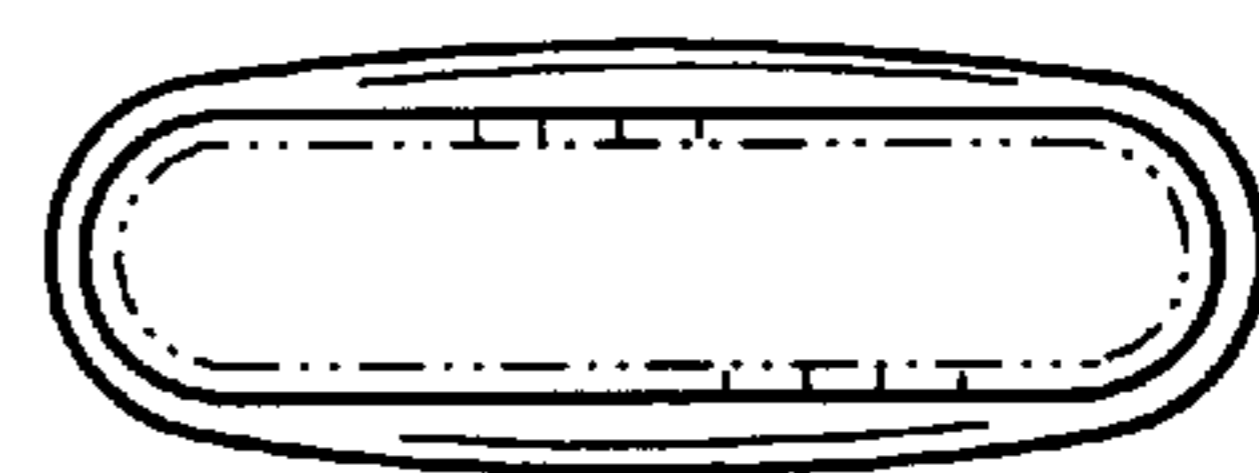


FIG. 5