



US00D439416S

(12) **United States Design Patent**
Weiss

(10) **Patent No.:** **US D439,416 S**

(45) **Date of Patent:** **** Mar. 27, 2001**

(54) **PAINT ROLLER FRAME**

5,806,129 * 9/1998 Nelson 15/230.11
5,857,241 * 1/1999 Camp, Jr. et al. 15/230.11 X

(76) Inventor: **Sherman L. Weiss**, 11360 Sherman Way, Sun Valley, CA (US) 91352

* cited by examiner

(**) Term: **14 Years**

Primary Examiner—Alan P. Douglas

Assistant Examiner—Lavone Tabor

(21) Appl. No.: **29/125,651**

(74) *Attorney, Agent, or Firm*—Marshall A. Lerner, Esq.; Finn T. Simmenssen, Esq.; Kleinberg & Lerner, LLP

(22) Filed: **Jun. 27, 2000**

(57) **CLAIM**

(51) **LOC (7) Cl.** **08-05**

The ornamental design for a paint roller frame, as shown and described.

(52) **U.S. Cl.** **D4/122**

(58) **Field of Search** D4/122, 138, 199;
D8/107; 15/143.1, 230.11; 16/110.1, 430;
492/13, 17, 19

DESCRIPTION

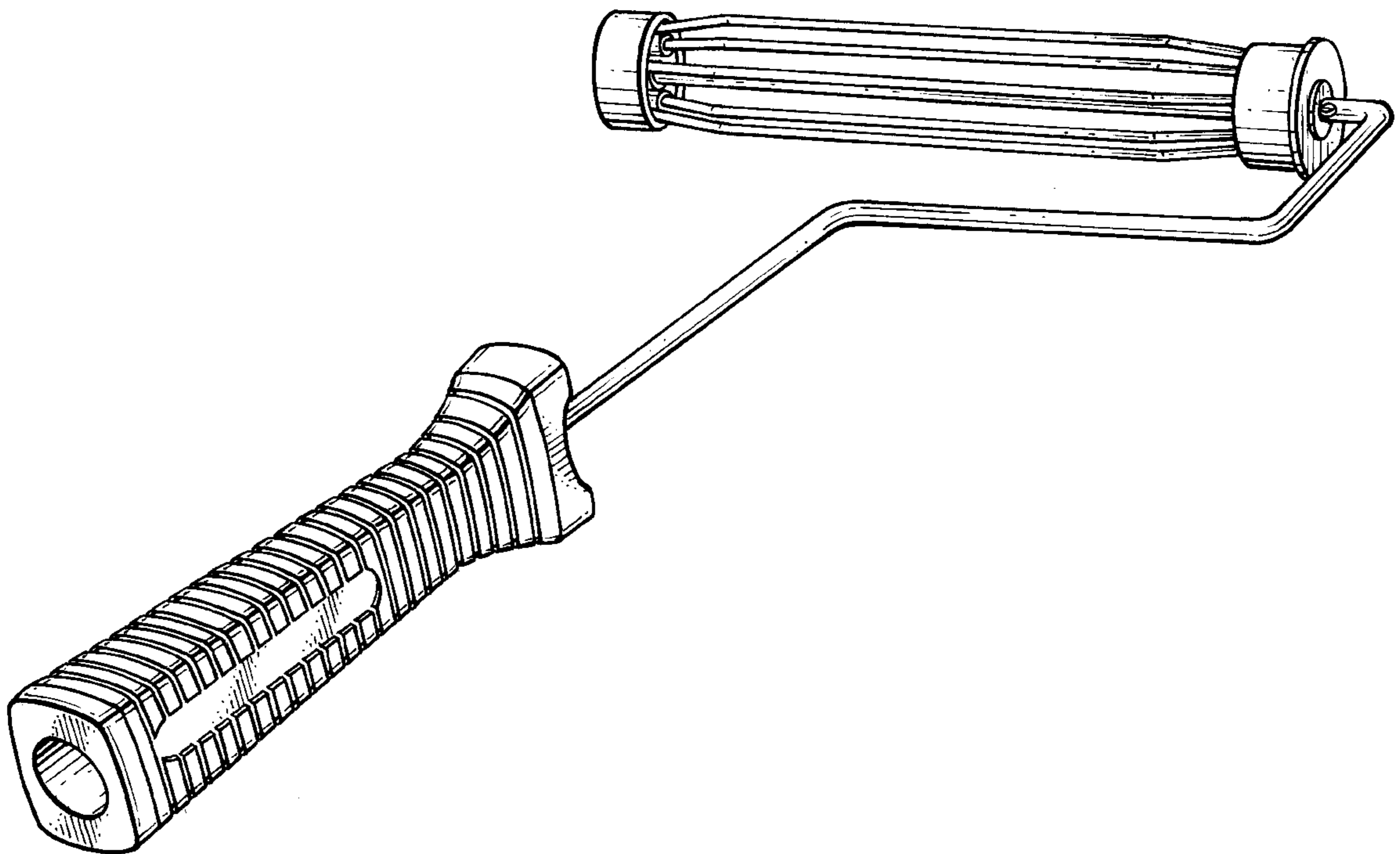
(56) **References Cited**

FIG. 1 is a perspective view of the paint roller frame showing the new design;
FIG. 2 is a front elevational view thereof;
FIG. 3 is a right side elevational view thereof;
FIG. 4 is a rear elevational view thereof;
FIG. 5 is a left side elevational view thereof; and,
FIG. 6 is a top plan view thereof, the opposite side being a mirror image.

U.S. PATENT DOCUMENTS

D. 212,131	*	8/1968	Sakow	D4/122
2,766,473	*	10/1956	Thackara	15/230.11
3,371,367	*	3/1968	Tigerman	16/430 X
3,745,624	*	7/1973	Newman	492/19
4,897,893	*	2/1990	Barker	15/230.11
5,551,323	*	9/1996	Beere et al.	16/430 X

1 Claim, 3 Drawing Sheets



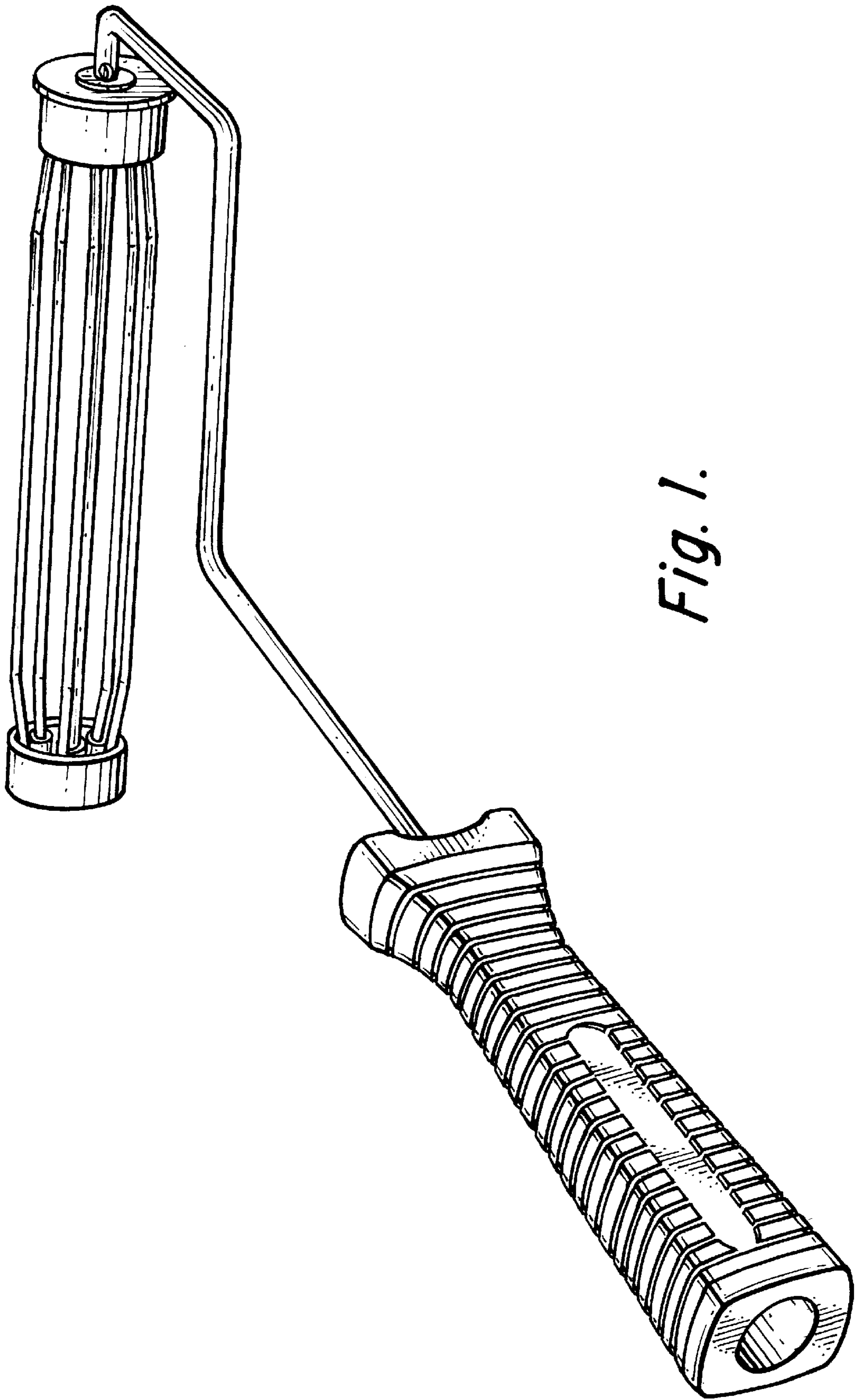


Fig. 1.

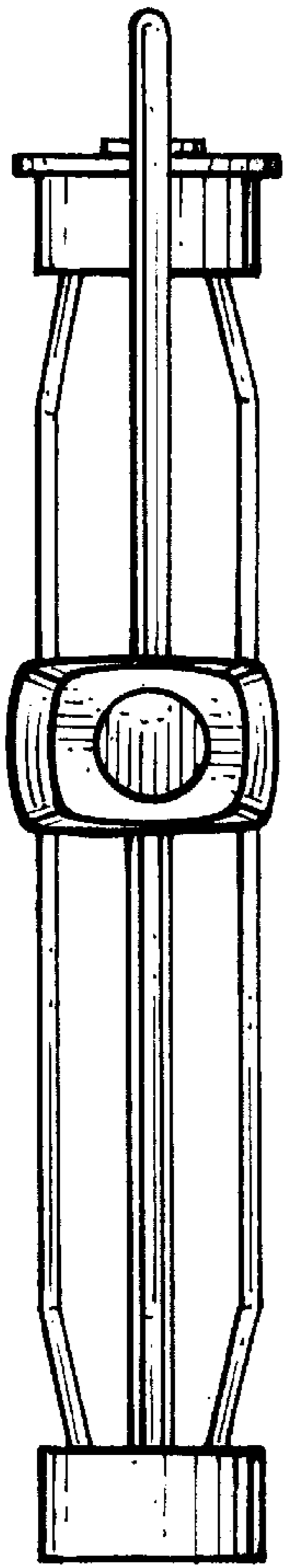


Fig. 2.

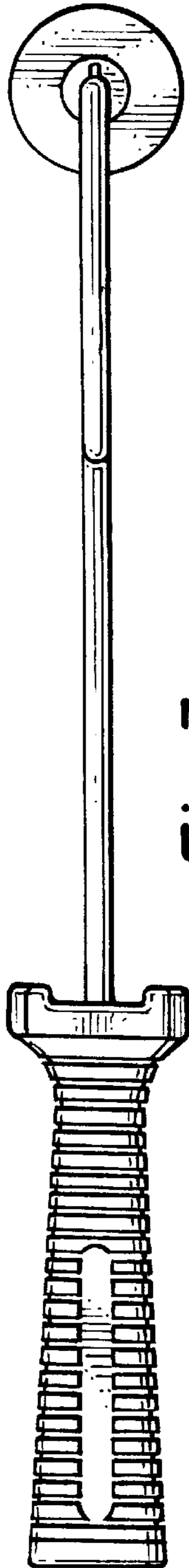


Fig. 3.

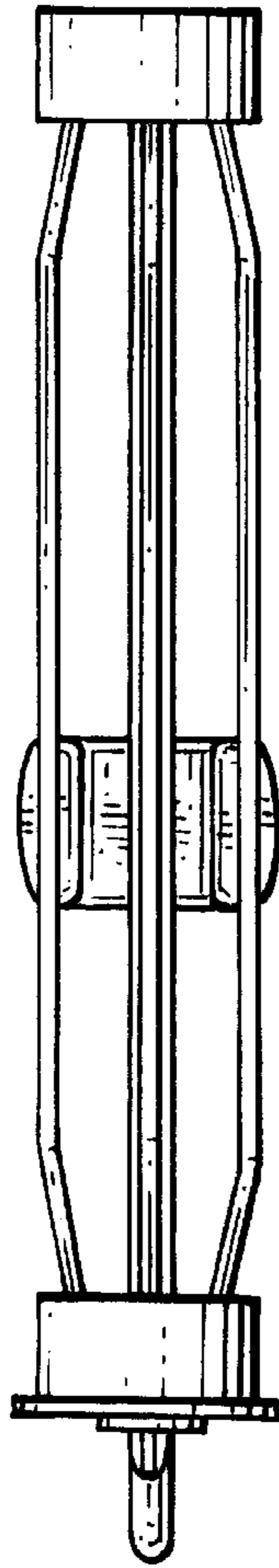


Fig. 4.

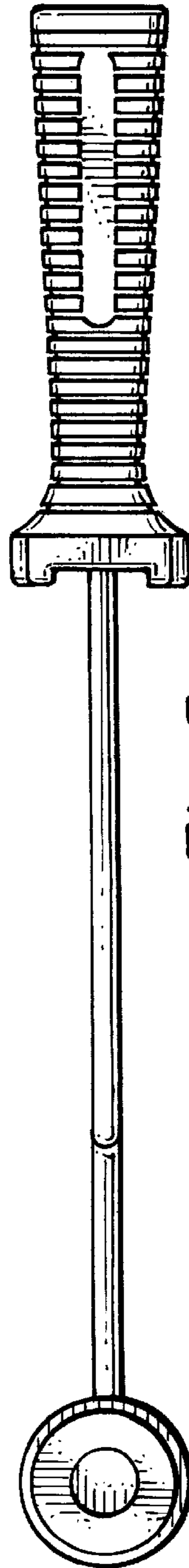


Fig. 5.

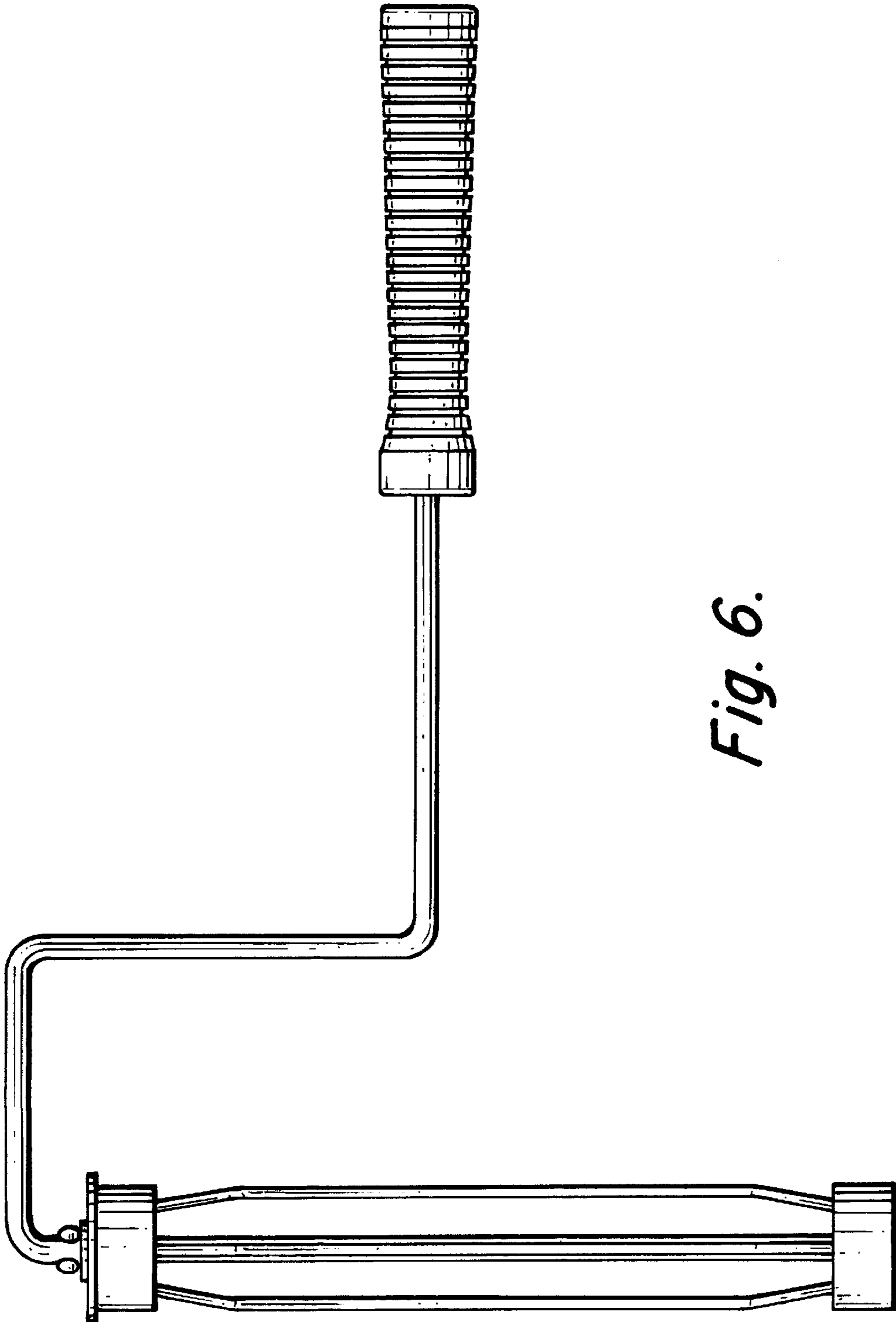


Fig. 6.