



US00D439412S

(12) **United States Design Patent**
Volpenhein et al.

(10) **Patent No.:** **US D439,412 S**

(45) **Date of Patent:** **** Mar. 27, 2001**

(54) **TOOTHBRUSH HANDLE**

5,908,038 * 6/1999 Bennett 132/308

(75) Inventors: **Daniel William Volpenhein**, Mason, OH (US); **Sanjay Amratlal Solanki**, Egham (GB); **Gregory DeSwarte**, Covington, KY (US)

FOREIGN PATENT DOCUMENTS

WO 96/01577 1/1996 (WO) .
WO 97/07706 3/1997 (WO) .
WO 99/23910 5/1999 (WO) .

(73) Assignee: **The Procter & Gamble Company**, Cincinnati, OH (US)

OTHER PUBLICATIONS

Colgate® Wave Toothbrush, Colgate-Palmolive. CrossAction™, CrissCross™, Oral-B.

(**) Term: **14 Years**

* cited by examiner

(21) Appl. No.: **29/107,789**

Primary Examiner—Alan P. Douglas

(22) Filed: **Jul. 12, 1999**

Assistant Examiner—Lavone Tabor

(51) **LOC (7) Cl.** **04-02**

(74) *Attorney, Agent, or Firm*—Vanessa M. Nichols

(52) **U.S. Cl.** **D4/104**

(57) **CLAIM**

(58) **Field of Search** D4/104–112, 132–134, D4/138; 15/143.1, 159.1, 160, 167.1, 167.2; 16/110.1, 430; 132/308; 601/139, 141

The ornamental design for a toothbrush handle, as shown and described.

(56) **References Cited**

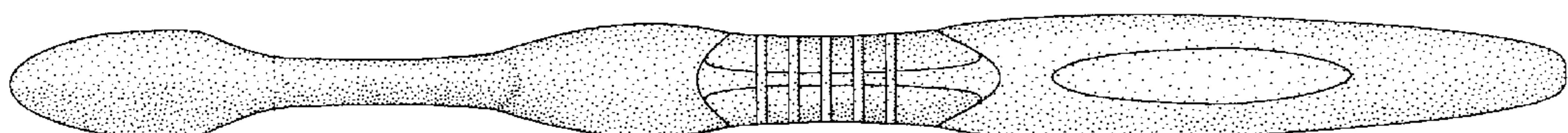
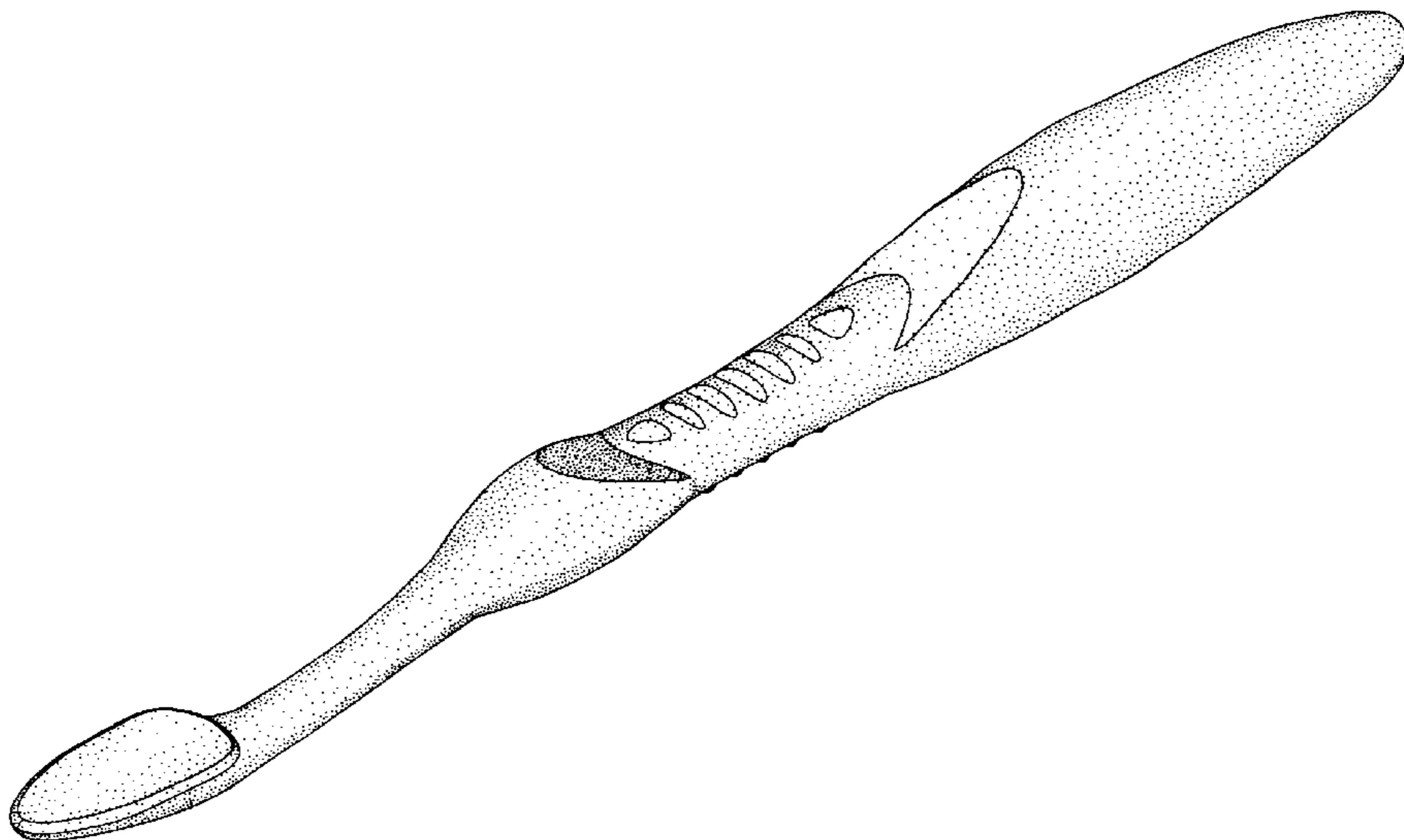
DESCRIPTION

U.S. PATENT DOCUMENTS

- D. 359,623 * 6/1995 Kinoshita et al. D4/104
- D. 396,145 * 7/1998 Grau et al. D4/104
- D. 401,069 * 11/1998 Lamonde et al. D4/104
- D. 416,685 * 11/1999 Overthun D4/104
- D. 421,844 * 3/2000 Stark et al. D4/104
- 4,780,924 11/1988 Hansen et al. 15/176.1
- 5,191,671 3/1993 Rudnick 15/167.1
- 5,398,369 * 3/1995 Heinzelman et al. 15/167.1

FIG. 1 is a perspective view of a toothbrush handle, embodying our new design;
FIG. 2 is a top view thereof;
FIG. 3 is a bottom view thereof;
FIG. 4 is a front view thereof, the back view being a mirror image thereof;
FIG. 5 is a left view thereof; and,
FIG. 6 is a right view thereof.

1 Claim, 2 Drawing Sheets



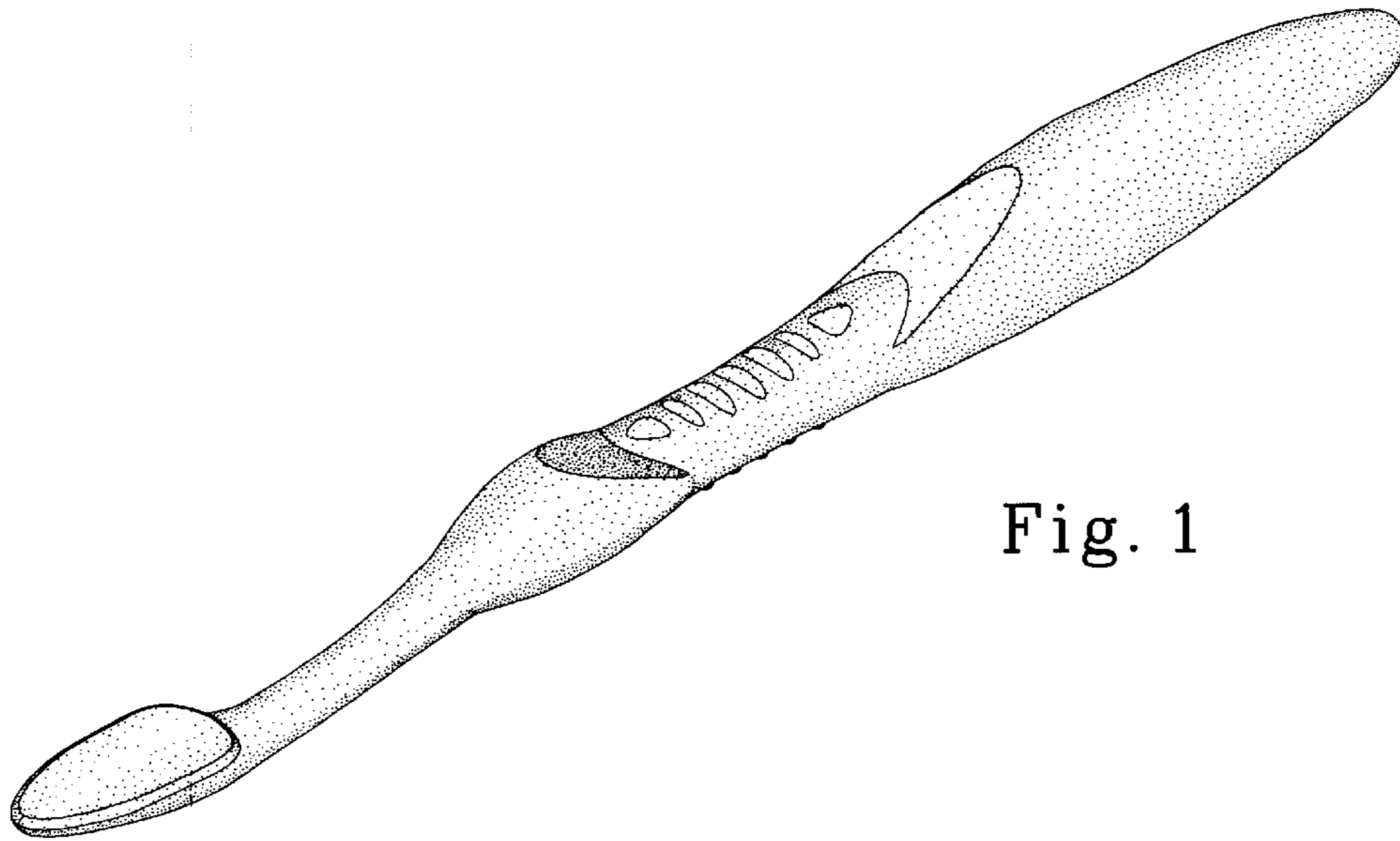


Fig. 1

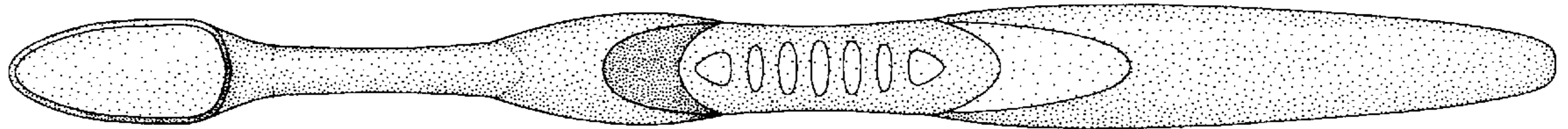


Fig. 2

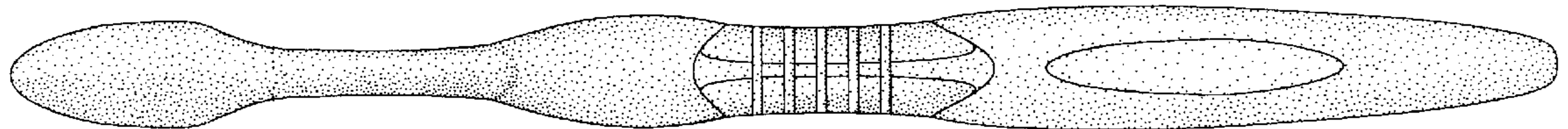


Fig. 3

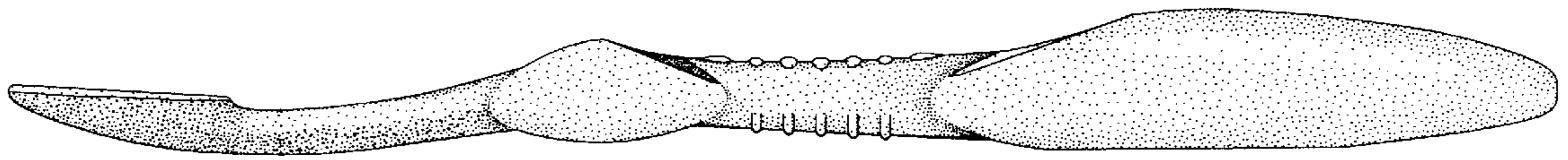


Fig. 4

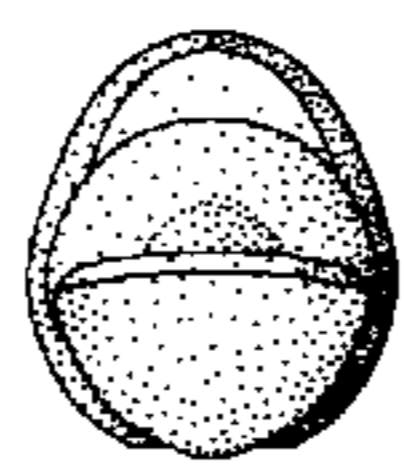


Fig. 5

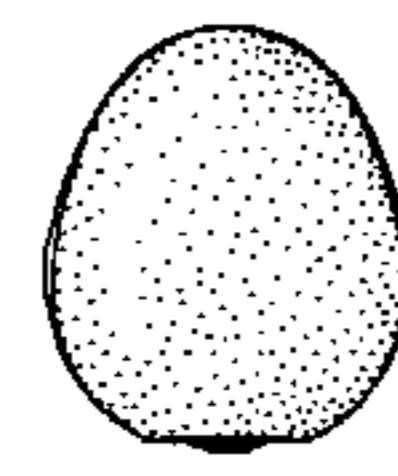


Fig. 6