



US00D439411S

(12) **United States Design Patent**
Klein

(10) **Patent No.:** **US D439,411 S**

(45) **Date of Patent:** **** Mar. 27, 2001**

(54) **TOOTHBRUSH**

(75) **Inventor:** **Horace C. Klein, Skillman, NJ (US)**

(73) **Assignee:** **McNeil-PPC, Inc., Skillman, NJ (US)**

(*) **Notice:** This patent is subject to a terminal disclaimer.

(**) **Term:** **14 Years**

(21) **Appl. No.:** **29/106,916**

(22) **Filed:** **Jun. 23, 1999**

(51) **LOC (7) Cl.** **04-02**

(52) **U.S. Cl.** **D4/104**

(58) **Field of Search** D4/104-112, 132,
D4/134, 138; 15/143.1, 159.1, 167.1, 167.2,
186-188, 207.2, DIG. 5, DIG. 6; 132/308;
601/139, 141

(56) **References Cited**

U.S. PATENT DOCUMENTS

D. 368,804	4/1996	Yost et al.	D4/104
D. 371,241	7/1996	Dair et al.	D4/104
D. 372,584	8/1996	Yost et al.	D4/104

D. 374,350	*	10/1996	Yost et al.	D4/104
D. 387,205	*	12/1997	Moskovich	D4/104
4,672,706	*	6/1987	Hill	15/167.1
5,201,092	*	4/1993	Colson	15/167.1
5,419,001	*	5/1995	Wan	15/167.1

* cited by examiner

Primary Examiner—Alan P. Douglas

Assistant Examiner—Lavone Tabor

(74) *Attorney, Agent, or Firm*—Lawrence D. Schuler

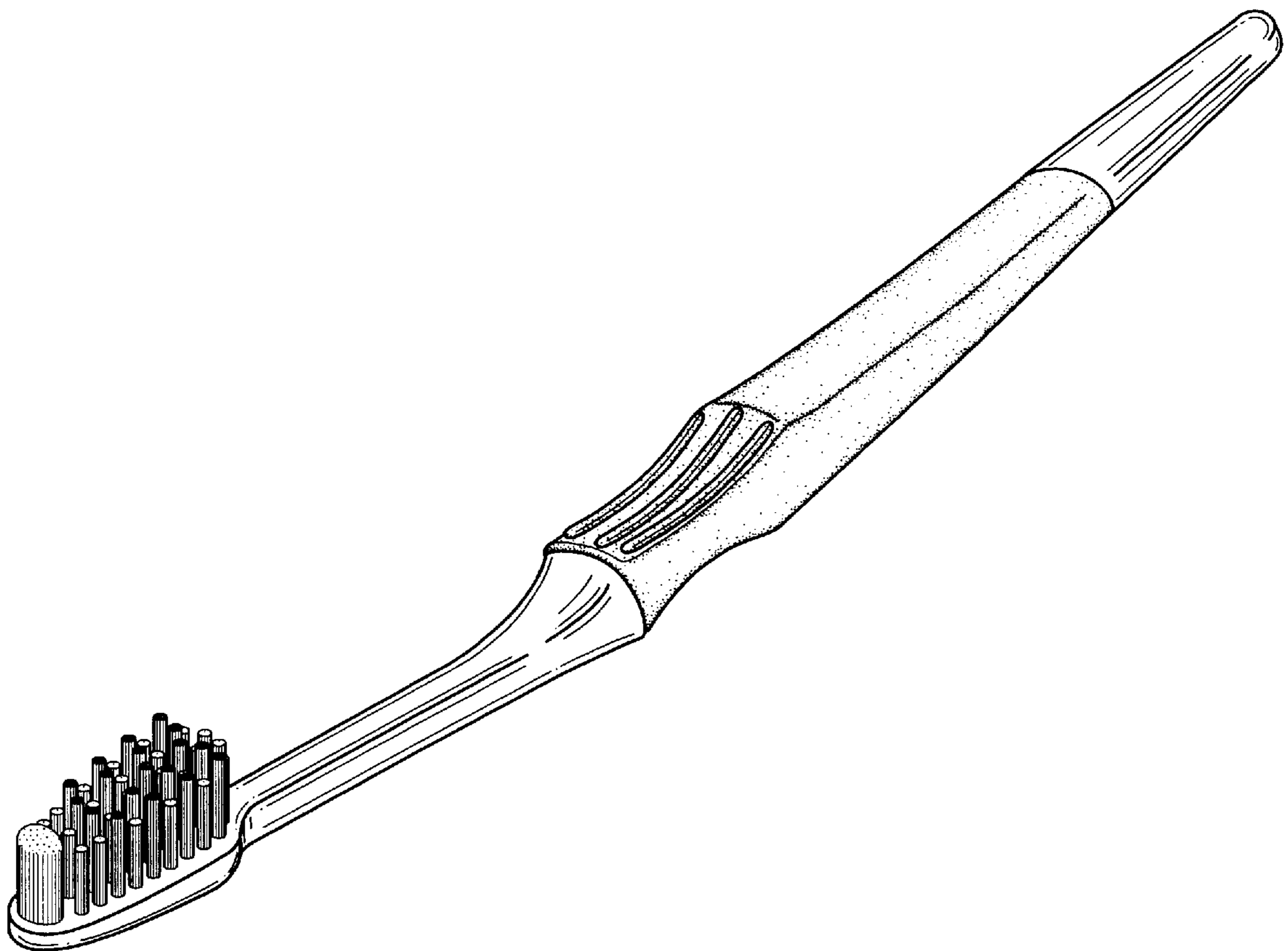
(57) **CLAIM**

The ornamental design for a toothbrush, as shown and described.

DESCRIPTION

FIG. 1 is a perspective view showing the toothbrush of my new design;
FIG. 2 is a top plan view thereof;
FIG. 3 is a side elevational view thereof, the opposite side being a mirror image;
FIG. 4 is a bottom plan view thereof;
FIG. 5 is a front elevational view thereof; and,
FIG. 6 is a rear elevational view thereof.

1 Claim, 3 Drawing Sheets



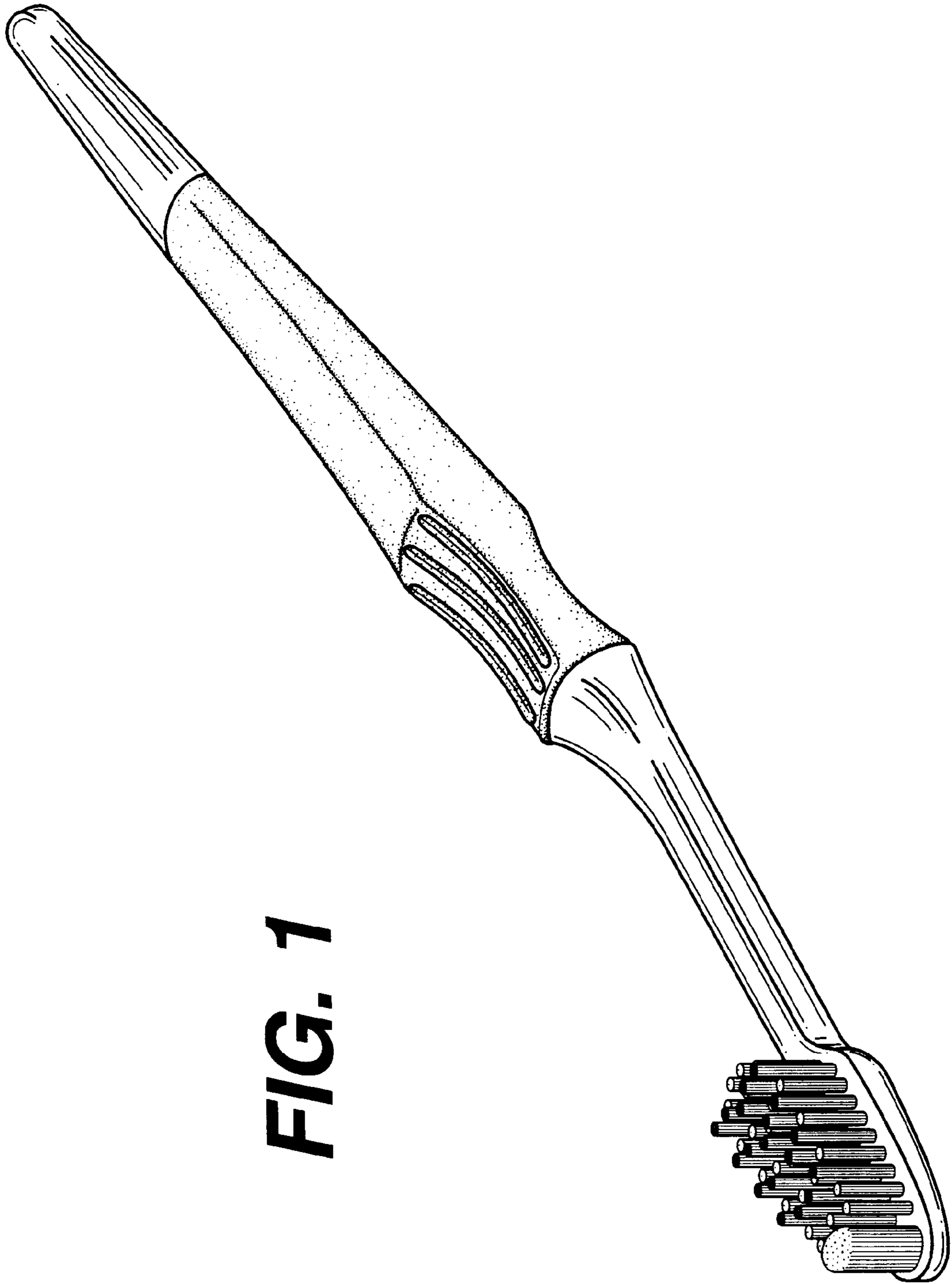


FIG. 1

FIG. 2




FIG. 3



FIG. 4




FIG. 5




FIG. 6

