



US00D439406S

(12) **United States Design Patent**
Zimmerman

(10) **Patent No.:** **US D439,406 S**

(45) **Date of Patent:** **** Mar. 27, 2001**

(54) **CONTAINER**

(75) **Inventor:** **Larry Gene Zimmerman**, Hollis, NH
(US)

(73) **Assignee:** **Sterilite Corporation**, Townsend, MA
(US)

(**) **Term:** **14 Years**

(21) **Appl. No.:** **29/118,047**

(22) **Filed:** **Feb. 3, 2000**

(51) **LOC (7) Cl.** **03-01**

(52) **U.S. Cl.** **D3/273; D3/302; D9/425**

(58) **Field of Search** **D3/272, 273, 294,**
D3/302, 282; D9/420, 423, 424, 425; D7/629;
206/508, 513, 515, 518; 220/306, 307

(56) **References Cited**

U.S. PATENT DOCUMENTS

- D. 302,774 * 8/1989 Murphy D7/629
- D. 356,256 * 3/1995 Romanoff D9/425
- D. 370,095 * 5/1996 Siler D9/425

- D. 373,953 * 9/1996 Gale D9/425
- D. 378,552 * 3/1997 Lippisch D9/425
- D. 382,112 * 8/1997 Egan D3/273
- D. 408,631 * 4/1999 Dickinson et al. D9/425
- D. 414,038 * 9/1999 Van Rhiene D3/302
- D. 427,769 * 7/2000 Zimmerman D3/302

* cited by examiner

Primary Examiner—Philip S. Hyder

(74) *Attorney, Agent, or Firm*—Hale and Dorr LLP

(57) **CLAIM**

I claim the ornamental design for a container, as shown and described.

DESCRIPTION

FIG. 1 is a perspective view of the container of this invention;

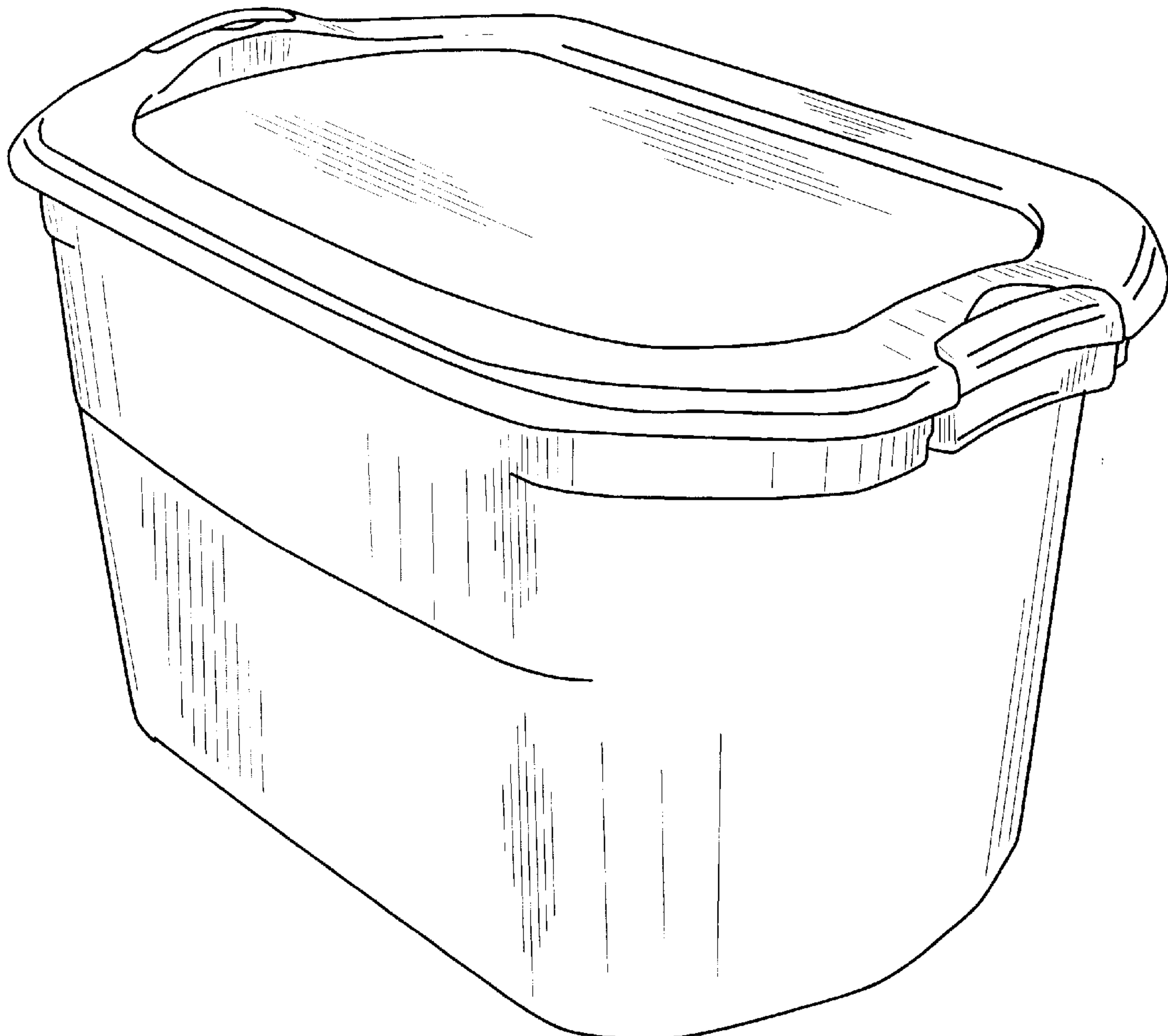
FIG. 2 is a side view thereof;

FIG. 3 is an end view thereof;

FIG. 4 is a top view thereof; and,

FIG. 5 is a bottom view thereof.

1 Claim, 3 Drawing Sheets



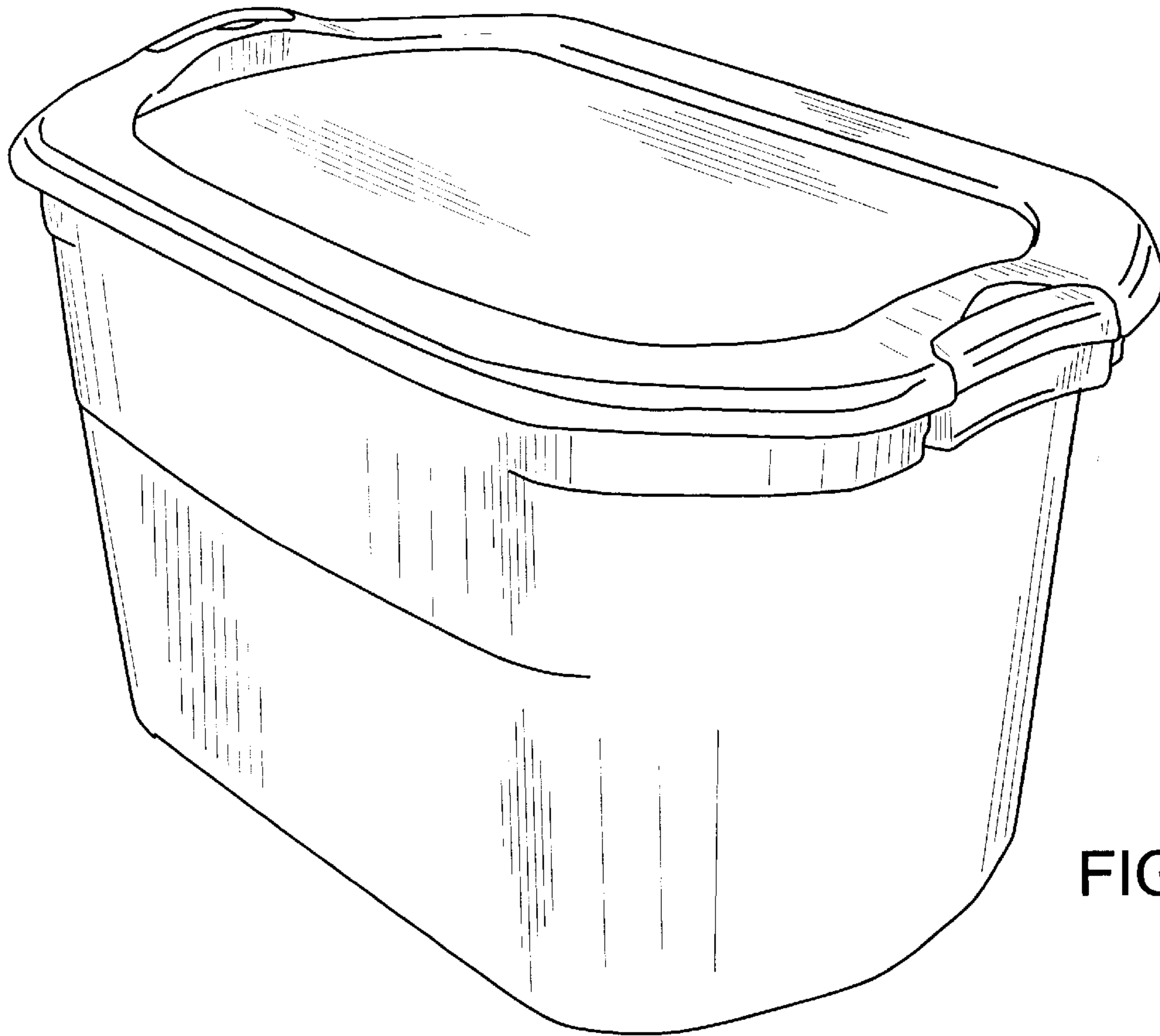


FIG. 1

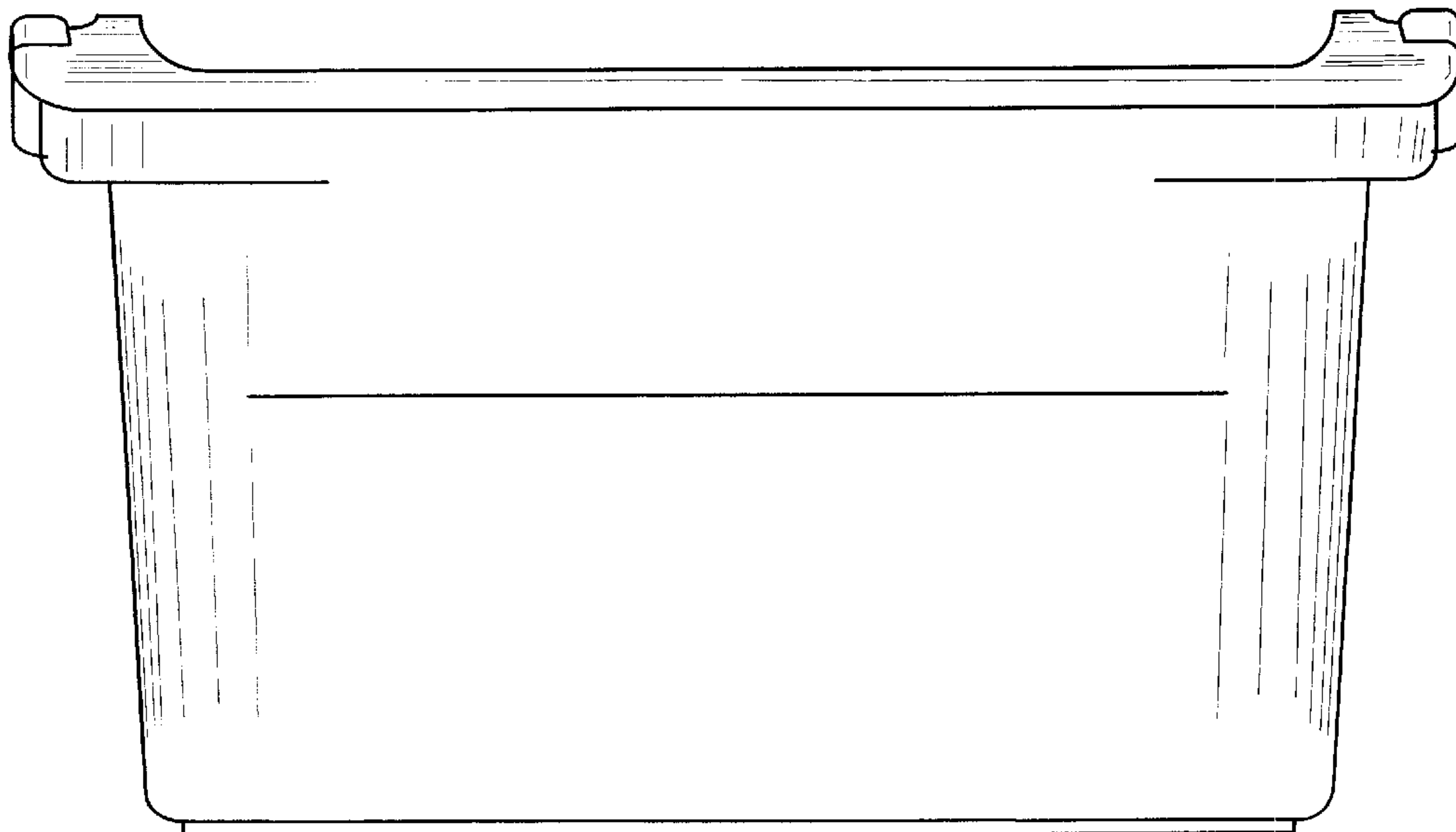


FIG. 2




FIG. 3

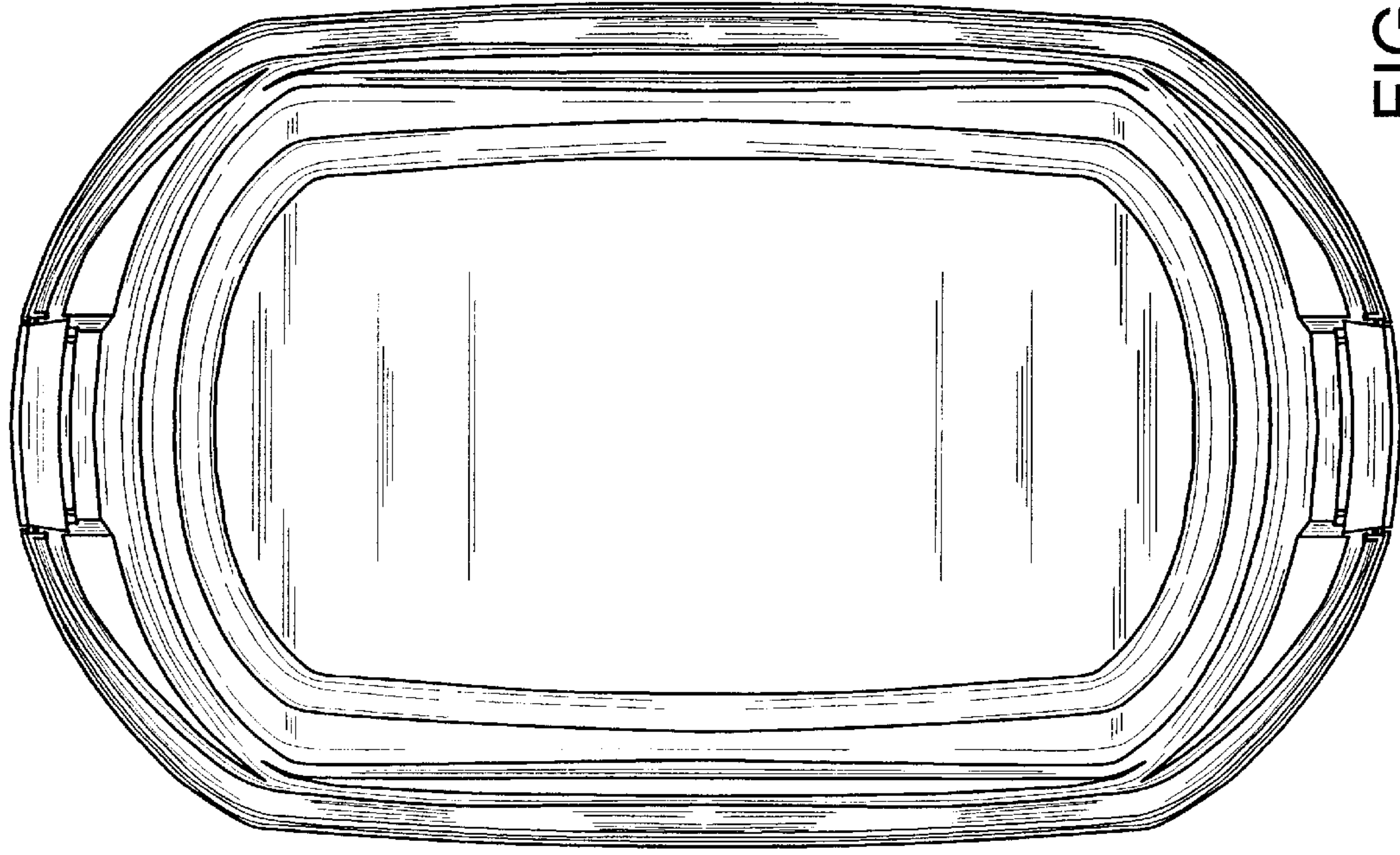


FIG. 5



FIG. 4