



US00D439397S

(12) **United States Design Patent**  
**Shieh**

(10) **Patent No.:** **US D439,397 S**

(45) **Date of Patent:** **\*\* Mar. 27, 2001**

(54) **GOLF SHOE SPIKE**

D. 415,340 \* 10/1999 McMullin ..... D2/962  
6,023,860 \* 1/1999 McMullin ..... 36/127

(76) Inventor: **Shanq-Ching Shieh**, 6Fl., No. 105,  
Yung-An St., Yuanlin Chen, Changhua  
Hsien (TW)

\* cited by examiner

(\*\*) Term: **14 Years**

*Primary Examiner*—Louis S. Zarfaz  
*Assistant Examiner*—Gregory Andoll  
(74) *Attorney, Agent, or Firm*—Kolisich Hartwell Dickinson  
McCormack & Heuser

(21) Appl. No.: **29/127,077**

(22) Filed: **Jul. 28, 2000**

(57) **CLAIM**

The ornamental design for a golf shoe spike, as shown.

(51) **LOC (7) Cl.** ..... **02-04**

(52) **U.S. Cl.** ..... **D2/962**

(58) **Field of Search** ..... D2/962; 36/127,  
36/134, 59 R, 61, 62, 65, 66, 67 R, 67 A,  
67 B, 67 C, 67 D, 59 A, 59 B, 59 C, 59 D

**DESCRIPTION**

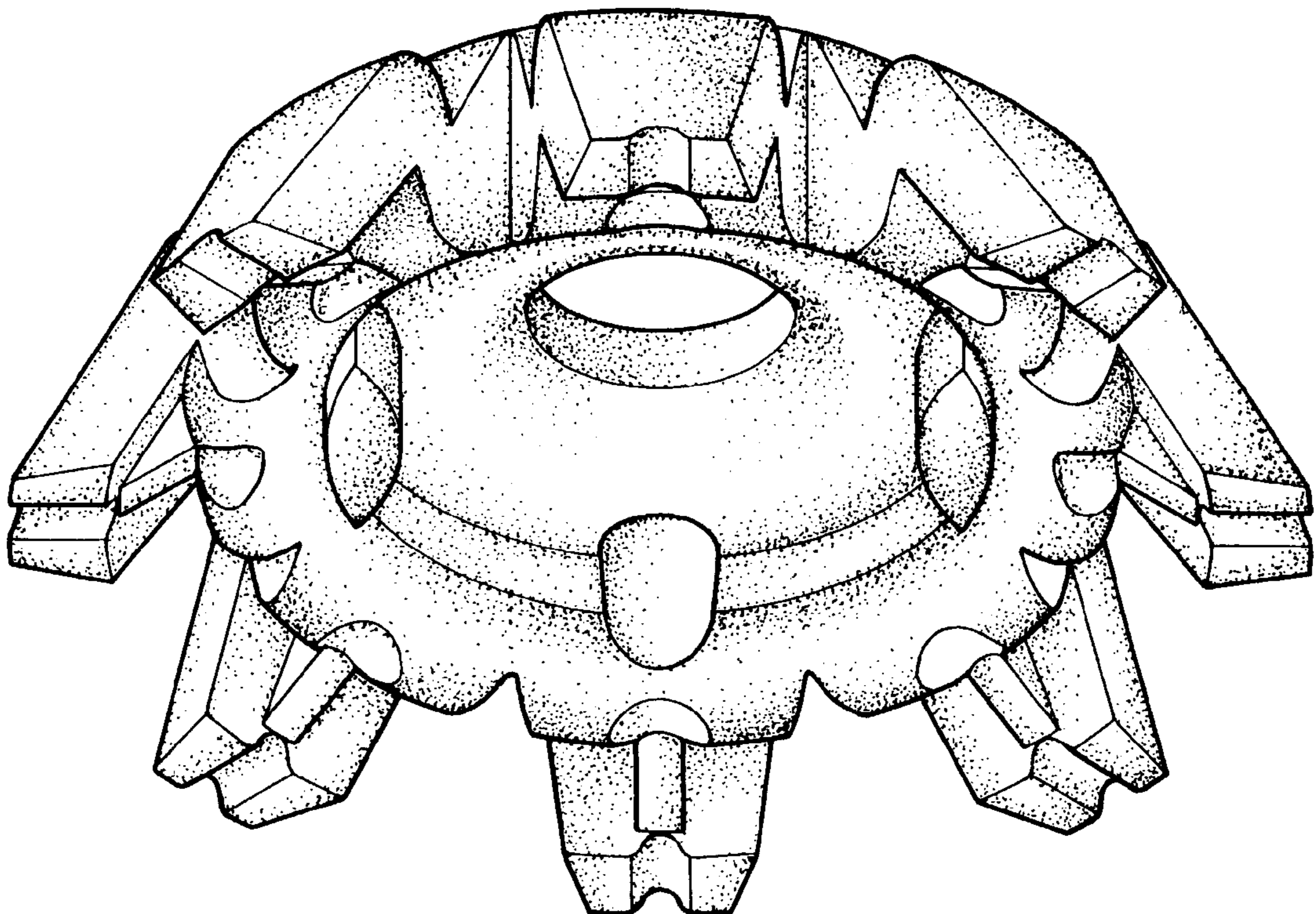
FIG. 1 is a perspective view of a golf shoe spike, showing my new design;  
FIG. 2 is a front elevational view thereof;  
FIG. 3 is a rear elevational view thereof;  
FIG. 4 is a left side view thereof;  
FIG. 5 is a right side view thereof;  
FIG. 6 is a top plain view thereof; and,  
FIG. 7 is a bottom plain view thereof.

(56) **References Cited**

**U.S. PATENT DOCUMENTS**

D. 404,192 \* 1/1999 McMullin ..... D2/962  
D. 407,893 \* 4/1999 McMullin ..... D2/962  
D. 408,122 \* 4/1999 McMullin ..... D2/962

**1 Claim, 3 Drawing Sheets**



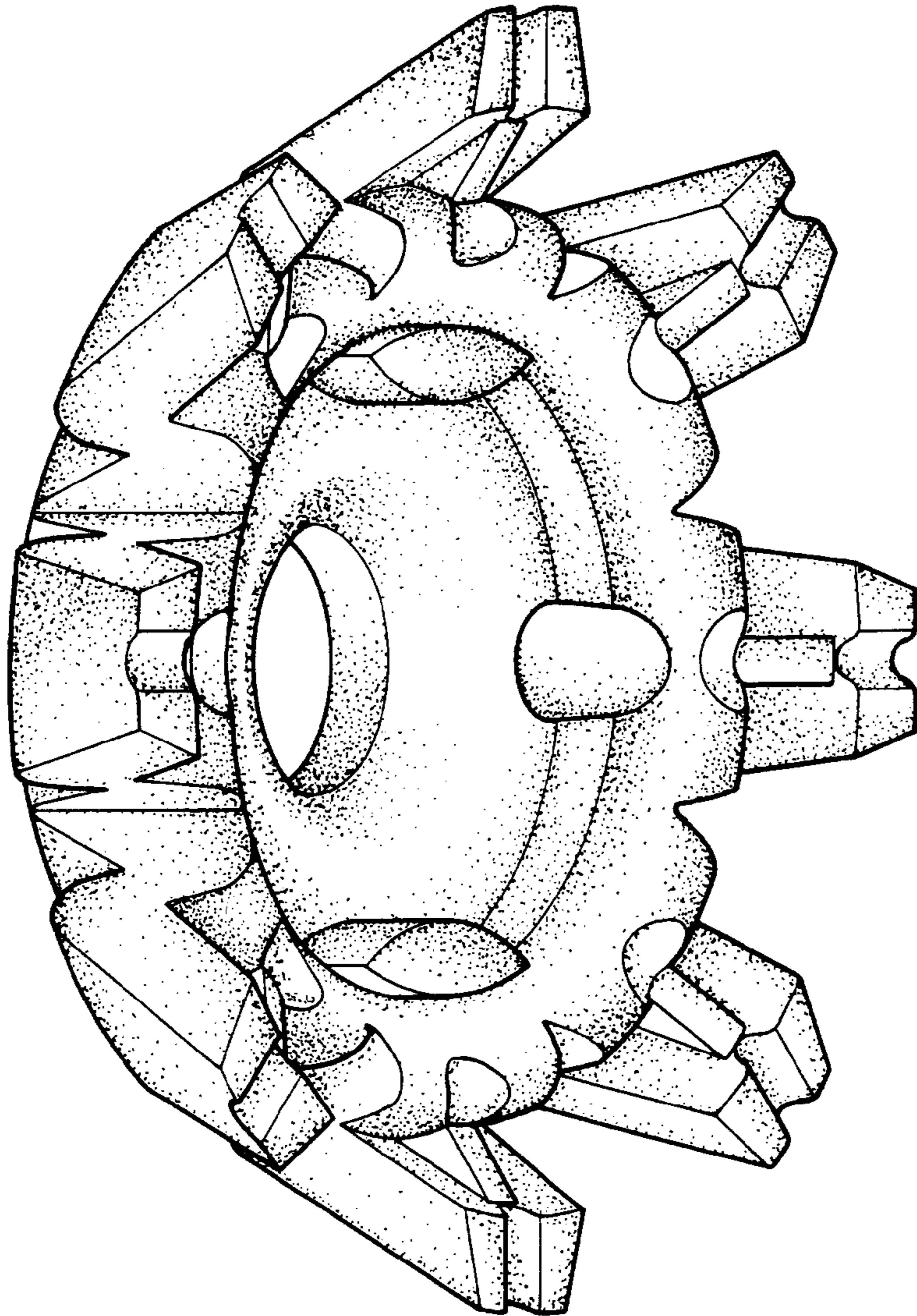


FIG.1

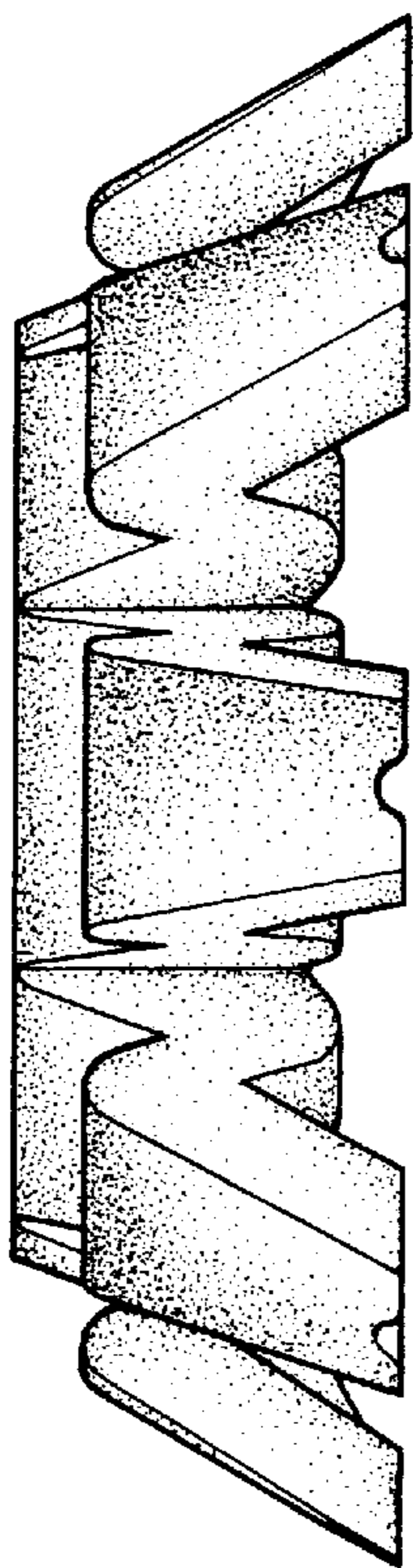


FIG. 2

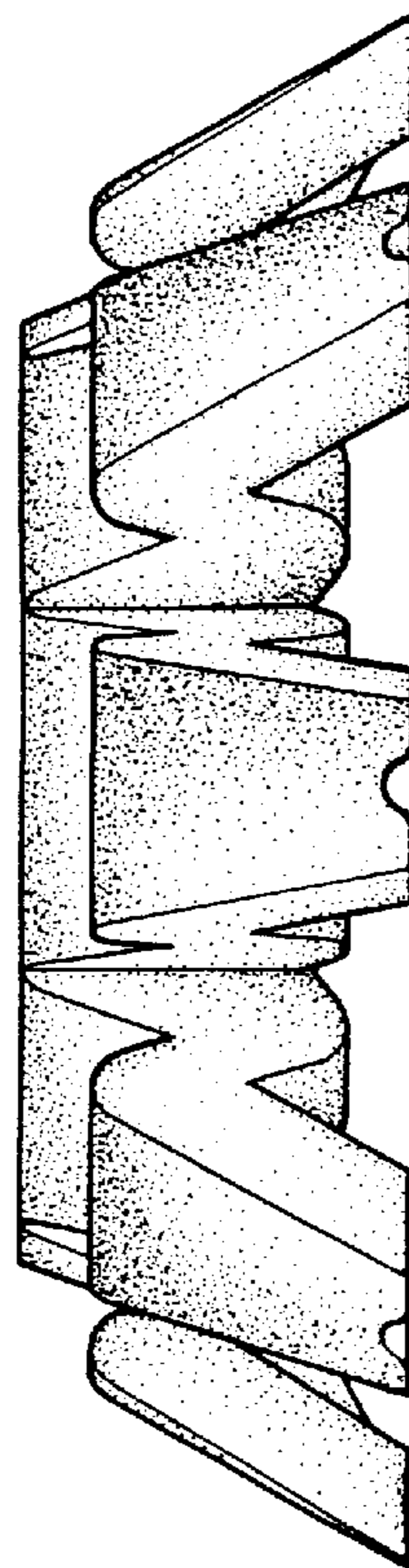


FIG. 3

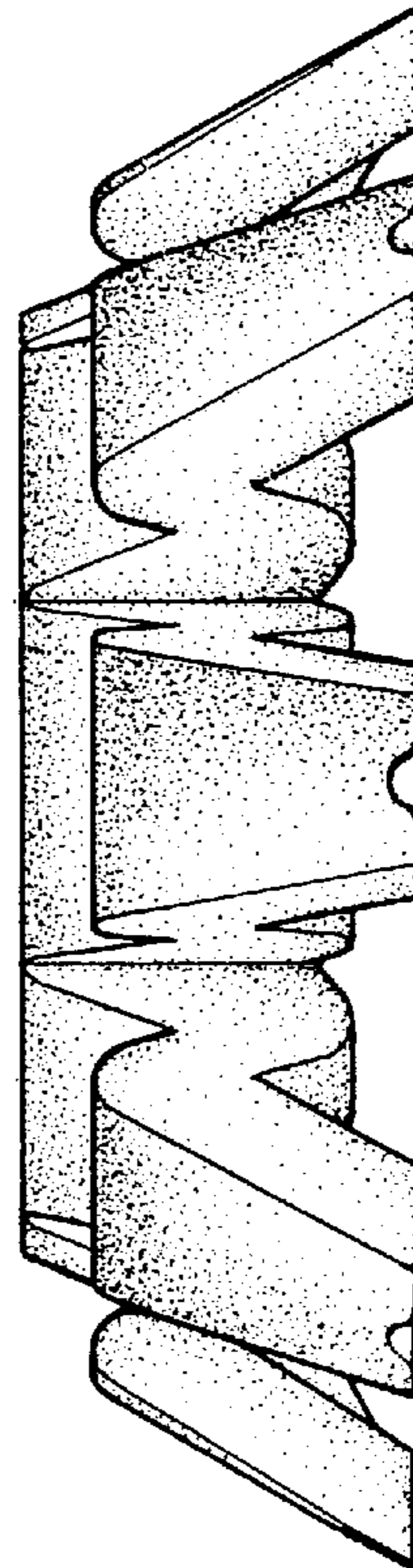


FIG. 4

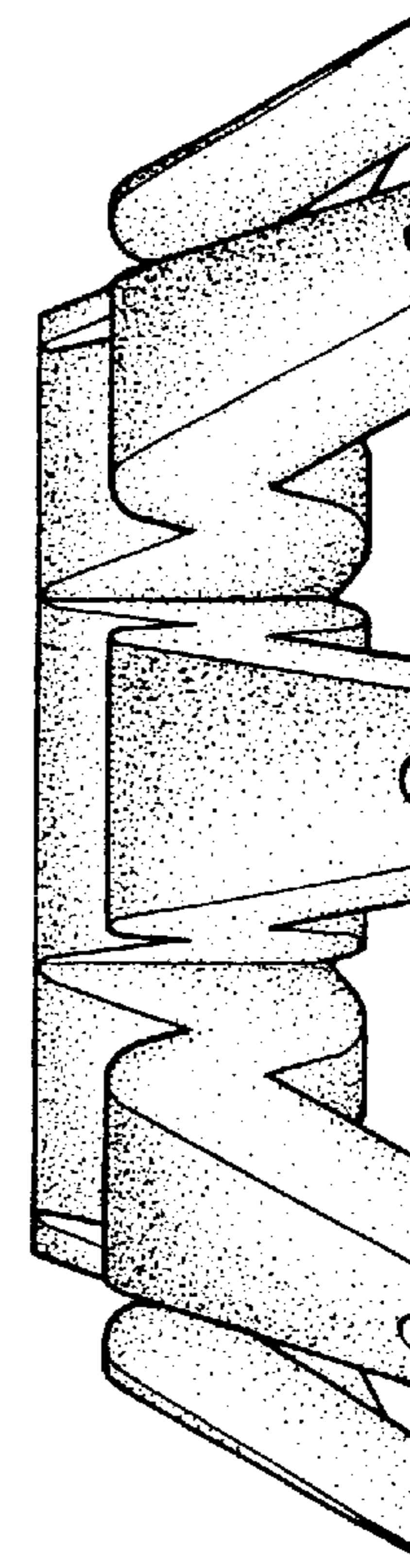


FIG. 5




FIG.7




FIG.6