



US00D439395S

(12) **United States Design Patent**  
**Oberg**

(10) **Patent No.:** **US D439,395 S**

(45) **Date of Patent:** **\*\* Mar. 27, 2001**

(54) **BOOT SOLE**

(75) **Inventor:** **Sven E. Oberg**, Waynesville, NC (US)

(73) **Assignee:** **Wellco Enterprises, Inc.**, Hazelwood, NC (US)

(\*\*) **Term:** **14 Years**

(21) **Appl. No.:** **29/127,756**

(22) **Filed:** **Aug. 14, 2000**

(51) **LOC (7) Cl.** ..... **02-04**

(52) **U.S. Cl.** ..... **D2/959; D2/957; D2/960**

(58) **Field of Search** ..... D2/902, 909, 911, D2/914, 916, 920, 946-948, 951-962, 964, 972, 977; 36/3 B, 22 R, 25 R, 28, 29, 32 R, 43, 59 C, 136

(56) **References Cited**

**U.S. PATENT DOCUMENTS**

- D. 234,014 \* 12/1974 Traver ..... D2/959
- D. 341,481 \* 11/1993 Peterson ..... D2/959
- D. 357,346 \* 4/1995 Ho ..... D2/902

- D. 402,095 \* 12/1998 Cretinon ..... D2/957
- D. 423,764 \* 5/2000 Akhidime ..... D2/959
- D. 431,894 \* 10/2000 Begg, II et al. .... D2/957
- 2,722,756 \* 11/1955 Ecclesine ..... 36/59 C
- 4,641,438 \* 2/1987 Laird et al. .... 36/59 C

\* cited by examiner

*Primary Examiner*—Celia Murphy

(74) *Attorney, Agent, or Firm*—Jay M. Cantor


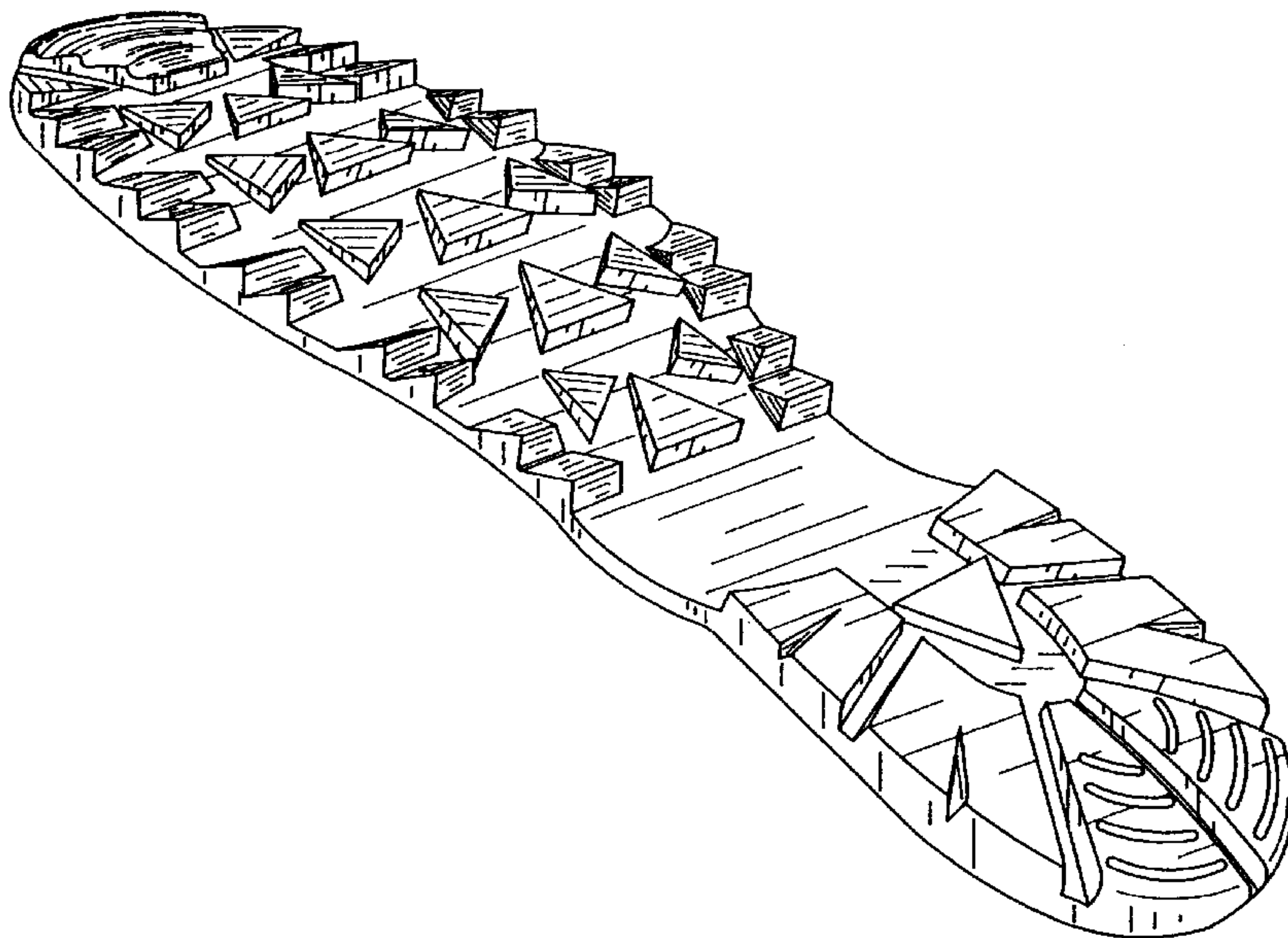
(57) **CLAIM**

The ornamental design for boot sole, as shown.

**DESCRIPTION**

FIG. 1 is a perspective view of the boot sole in accordance with the present invention;  
 FIG. 2 is a bottom view of the boot sole;  
 FIG. 3 is a top view of the boot sole;  
 FIG. 4 is a rear view of the boot sole;  
 FIG. 5 is a front view of the boot sole;  
 FIG. 6 is a side view from one side of the boot sole; and,  
 FIG. 7 is a side view from the other side of the boot sole.

**1 Claim, 3 Drawing Sheets**



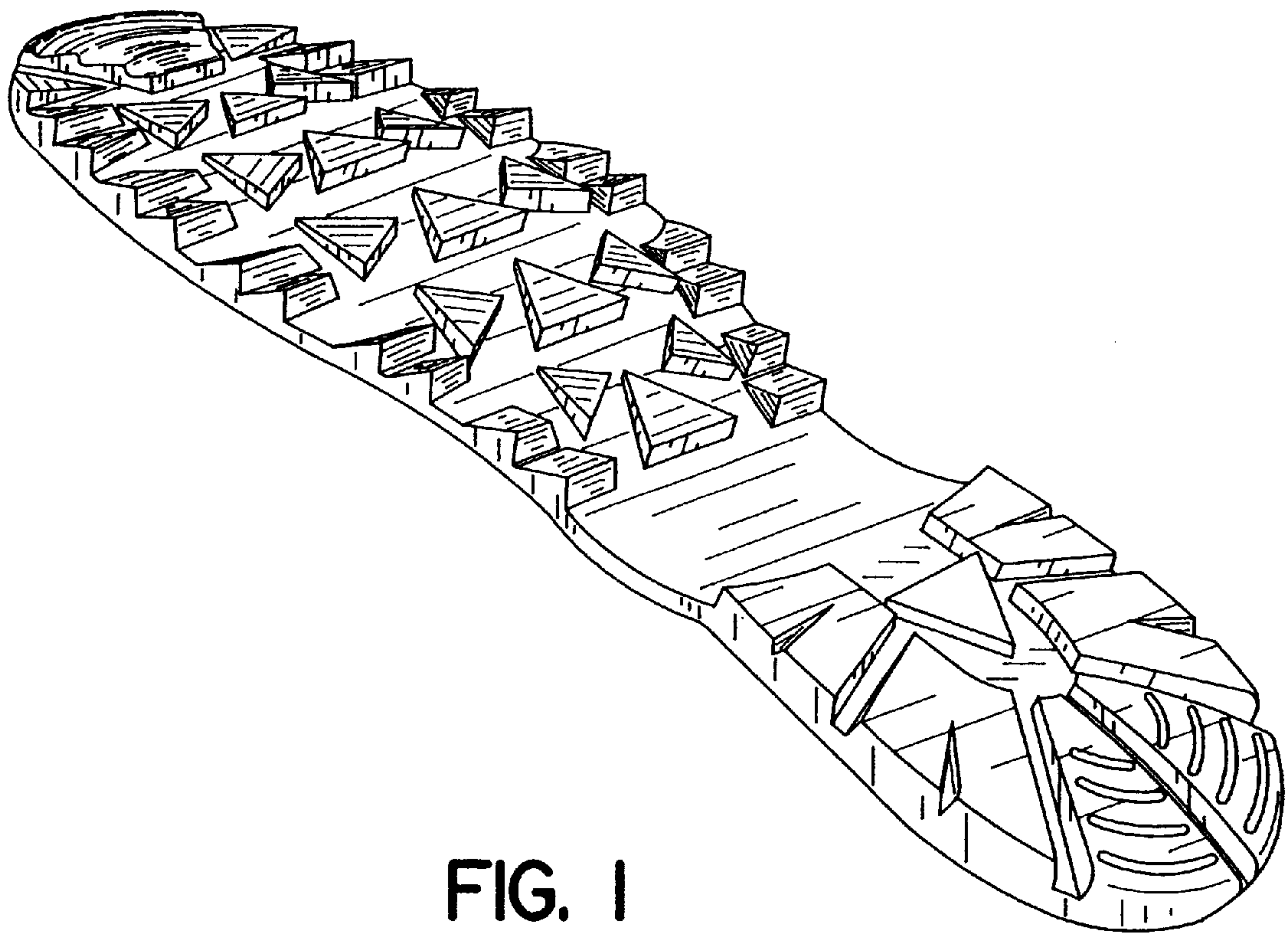


FIG. 1




FIG. 2

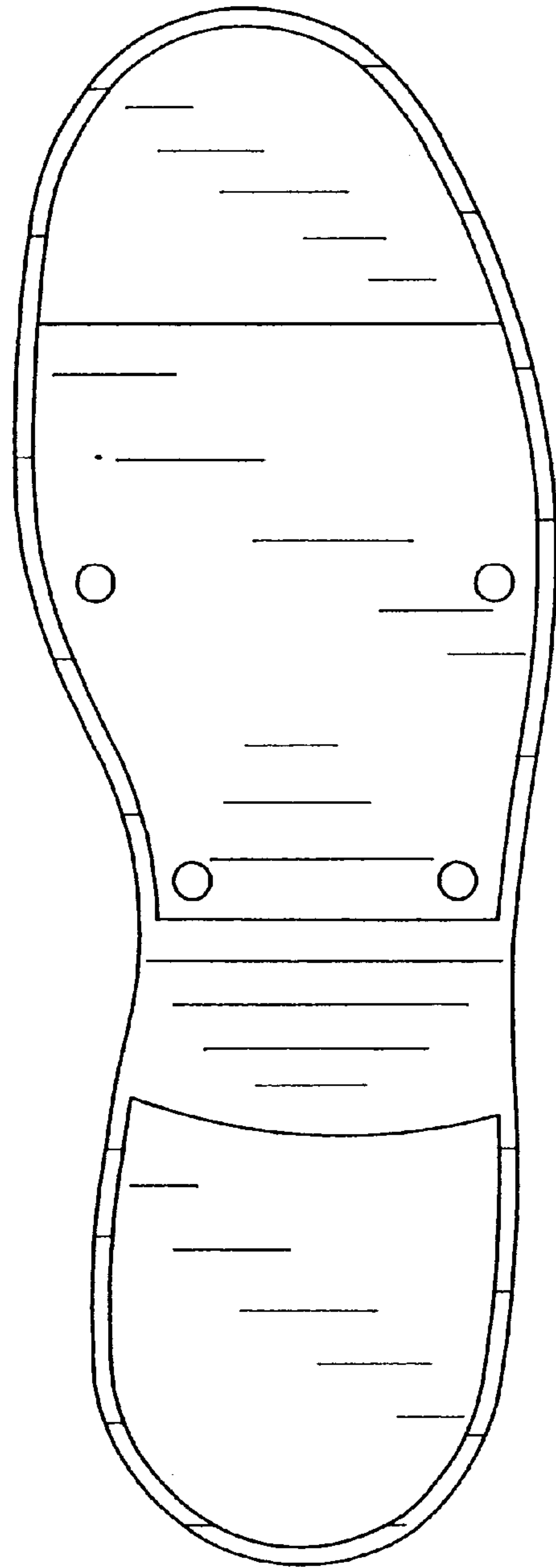


FIG. 3



FIG. 5




FIG. 4

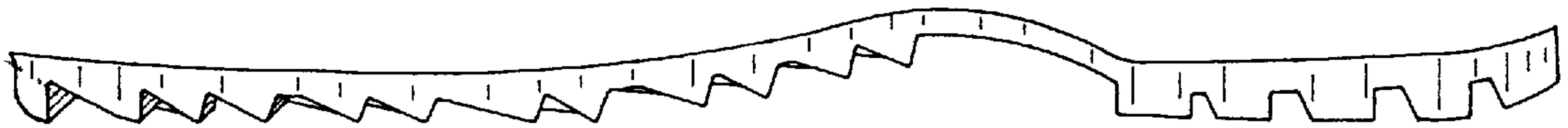


FIG. 6

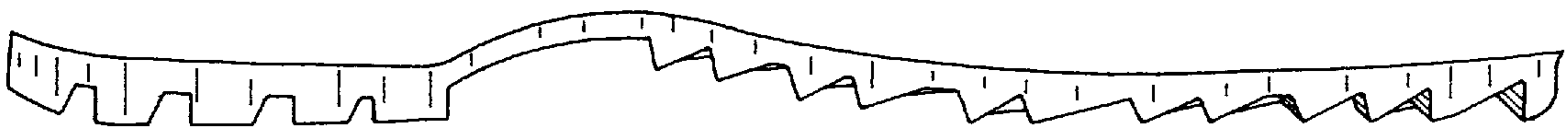


FIG. 7