



US00D439386S

(12) **United States Design Patent**
Denney

(10) **Patent No.: US D439,386 S**

(45) **Date of Patent: ** *Mar. 20, 2001**

(54) **MOP HEAD**

(75) Inventor: **Denys Denney**, Bear, DE (US)

(73) Assignee: **Foamex L.P.**, Linwood, PA (US)

(*) Notice: This patent is subject to a terminal disclaimer.

(**) Term: **14 Years**

(21) Appl. No.: **29/103,595**

(22) Filed: **Apr. 16, 1999**

(51) **LOC (7) Cl.** **04-01**

(52) **U.S. Cl.** **D32/40; D32/50**

(58) **Field of Search** D28/63; D32/40,
D32/50, 52; 15/116.2, 118, 119.2, 208,
209.1, 210.5, 244.1, 244.2, 244.3, 244.4;
451/527, 529, 530, 534, 539; 601/136,
138

(56) **References Cited**

U.S. PATENT DOCUMENTS

D. 403,818	1/1999	Chang	D32/50
D. 403,820	1/1999	Chang	D32/50
1,657,784	*	1/1928	Bergstrom 451/529 X
1,877,527	*	9/1932	Moran 15/244.4 X

2,325,903	*	8/1943	Blair et al. 15/244.3
3,707,012	*	12/1972	Lane 15/244.4 X
4,055,029	*	10/1977	Kalbow 451/527
4,154,883	*	5/1979	Elias 15/209.1 X
4,969,226		11/1990	Seville 15/244.4
5,212,910	*	5/1993	Breivogel et al. 451/530
5,709,598	*	1/1998	Nishio et al. 451/530

* cited by examiner

Primary Examiner—Alan P. Douglas

Assistant Examiner—Lavone Tabor

(74) *Attorney, Agent, or Firm*—Connolly Bove Lodge & Hutz LLP

(57) **CLAIM**

The ornamental design for a mop head, as shown and described.

DESCRIPTION

FIG. 1 is a left side elevational view of a mop head showing my new design;
FIG. 2 is a front elevational view of the design of FIG. 1, wherein the rear elevational view is a mirror image;
FIG. 3 is a top plan view of the design of FIG. 1;
FIG. 4 is a bottom plan view of the design of FIG. 1; and,
FIG. 5. is a right side elevational view of the design of FIG. 1.

1 Claim, 1 Drawing Sheet





Fig. 3.




Fig. 1.




Fig. 2.




Fig. 4.




Fig. 5.

