



US00D439368S

(12) **United States Design Patent**
Johnson

(10) **Patent No.:** **US D439,368 S**

(45) **Date of Patent:** **** Mar. 20, 2001**

(54) **ARM FOR LIGHTING FIXTURE**

D. 97,069 * 10/1935 Hildebrand D26/87
D. 386,810 * 11/1997 Porter et al. D26/145

(75) **Inventor:** **Aaron Mitchell Johnson**, Fort Worth,
TX (US)

* cited by examiner

(73) **Assignee:** **Davoil, Inc.**

Primary Examiner—Alan P. Douglas

Assistant Examiner—Linda Brooks

(**) **Term:** **14 Years**

(74) *Attorney, Agent, or Firm*—Kenneth C. Hill

(21) **Appl. No.:** **29/116,530**

(57) **CLAIM**

(22) **Filed:** **Jan. 4, 2000**

The ornamental design for an arm for lighting fixture, as shown and described.

(51) **LOC (7) Cl.** **26-99**

DESCRIPTION

(52) **U.S. Cl.** **D26/155**

(58) **Field of Search** D26/72, 80-92,
D26/138, 141-145, 155; 362/147, 404-408,
432

FIG. 1 is a right side view of an arm for lighting fixture. The left side view is a mirror image thereof.

FIG. 2 is a top view of an arm for lighting fixture.

FIG. 3 is a bottom view of an arm for lighting fixture.

FIG. 4 is a front view of an arm for lighting fixture; and,

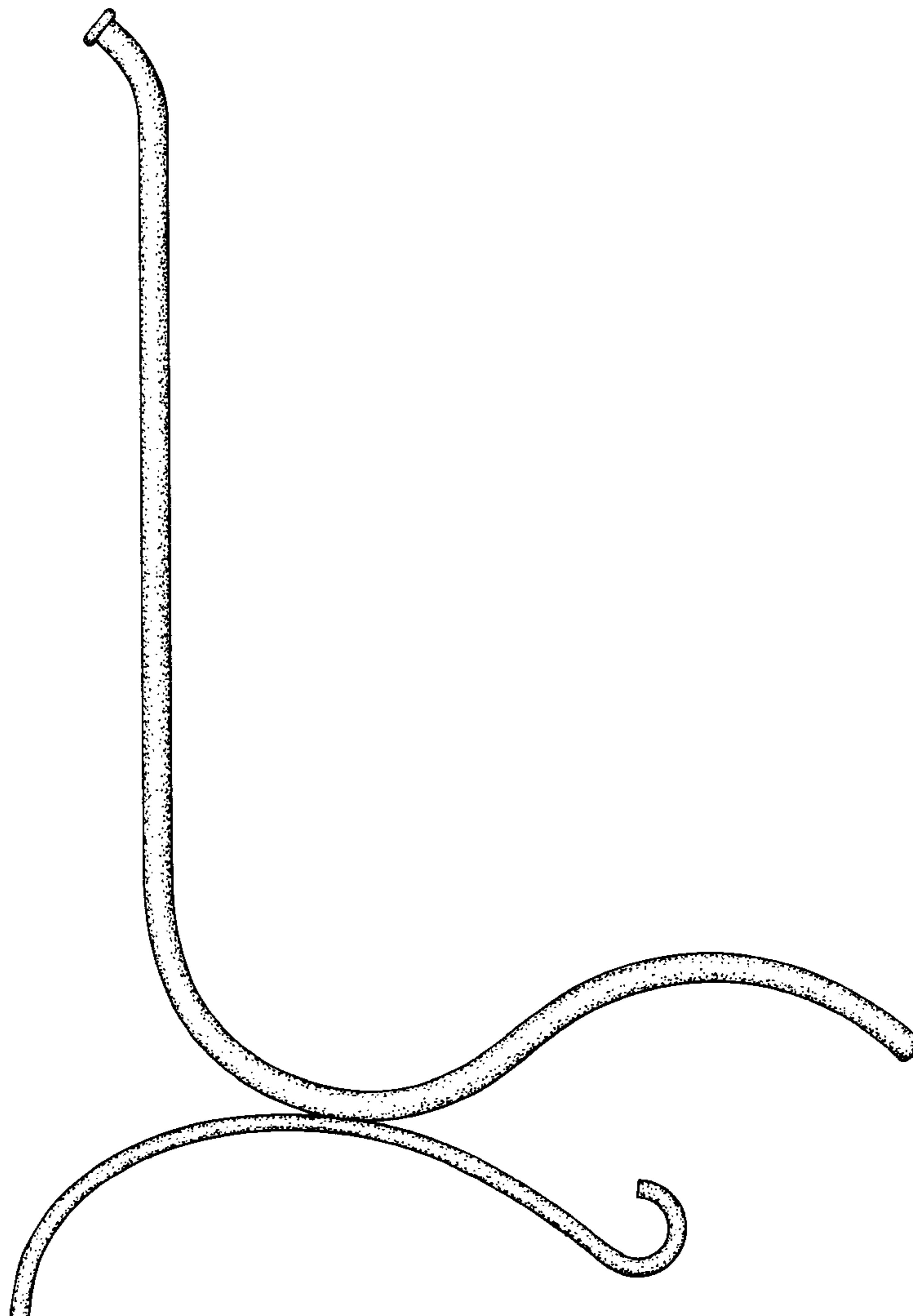
FIG. 5 is a back view of an arm for lighting fixture.

(56) **References Cited**

U.S. PATENT DOCUMENTS

D. 75,634 * 6/1928 McFadden D26/145

1 Claim, 2 Drawing Sheets



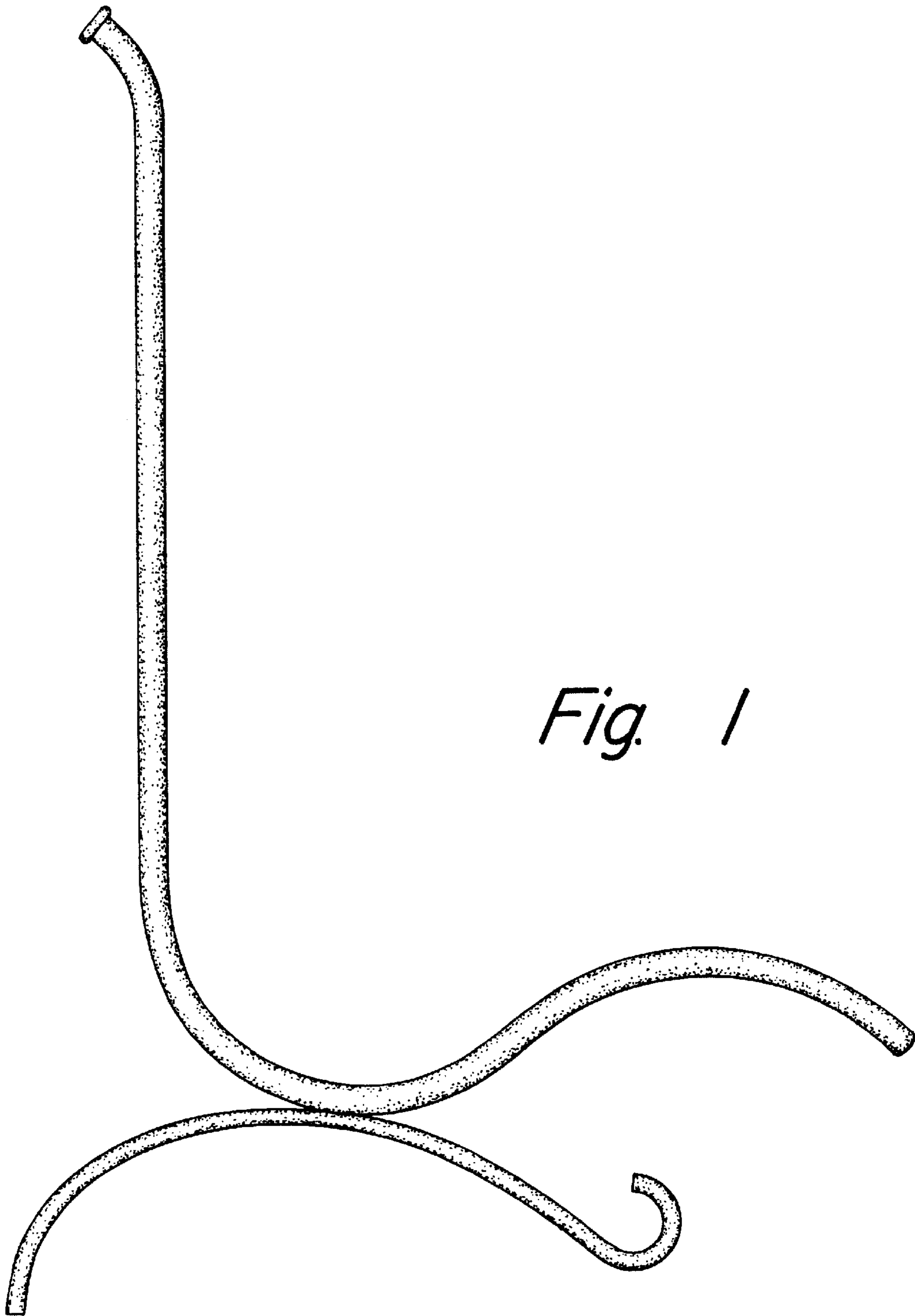


Fig. 1




Fig. 2



Fig. 3



Fig. 4



Fig. 5