



US00D439361S

(12) **United States Design Patent**  
**Berry**

(10) **Patent No.:** **US D439,361 S**

(45) **Date of Patent:** **\*\* Mar. 20, 2001**

(54) **FOUR-SIDED LANTERN**

(76) **Inventor:** **Thomas David Berry**, 1480 Pine Creek Dr., Lawrenceville, GA (US) 30043

(\*\*) **Term:** **14 Years**

(21) **Appl. No.:** **29/123,244**

(22) **Filed:** **May 15, 2000**

(51) **LOC (7) Cl.** ..... **26-03**

(52) **U.S. Cl.** ..... **D26/87**

(58) **Field of Search** ..... D26/72-92, 141-145,  
D26/155; 362/404-408, 147, 432

(56) **References Cited**

**U.S. PATENT DOCUMENTS**

- D. 271,528 \* 11/1983 Muller ..... D26/85
- D. 374,499 \* 10/1996 McDowell ..... D26/85
- D. 382,665 \* 8/1997 Ruggles et al. .... D26/85

\* cited by examiner

*Primary Examiner*—Marcus A. Jackson

*Assistant Examiner*—Linda Brooks

(74) *Attorney, Agent, or Firm*—Patent Law Offices of Albert S. Anderson

(57) **CLAIM**

The ornamental design for a four-sided lantern, as shown.

**DESCRIPTION**

FIG. 1 is a perspective view of a four-sided lantern showing my new design;

FIG. 2 is a front elevational view thereof;


FIG. 3 is a top plan view thereof;


FIG. 4 is a rear elevational view thereof;

FIG. 5 is a bottom plan view thereof; and,


FIG. 6 is a left-side elevational view thereof.

**1 Claim, 4 Drawing Sheets**






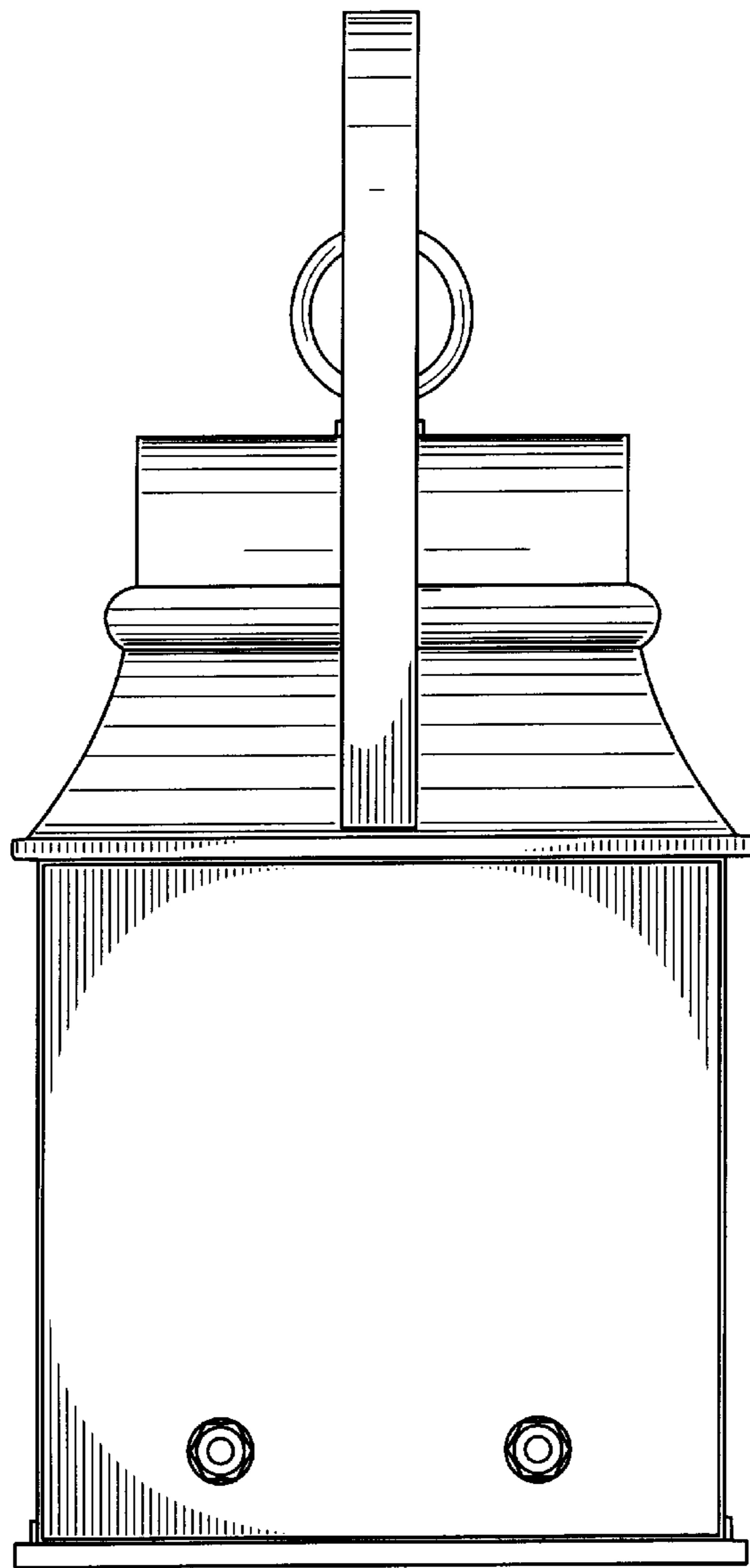
**FIG. 1**



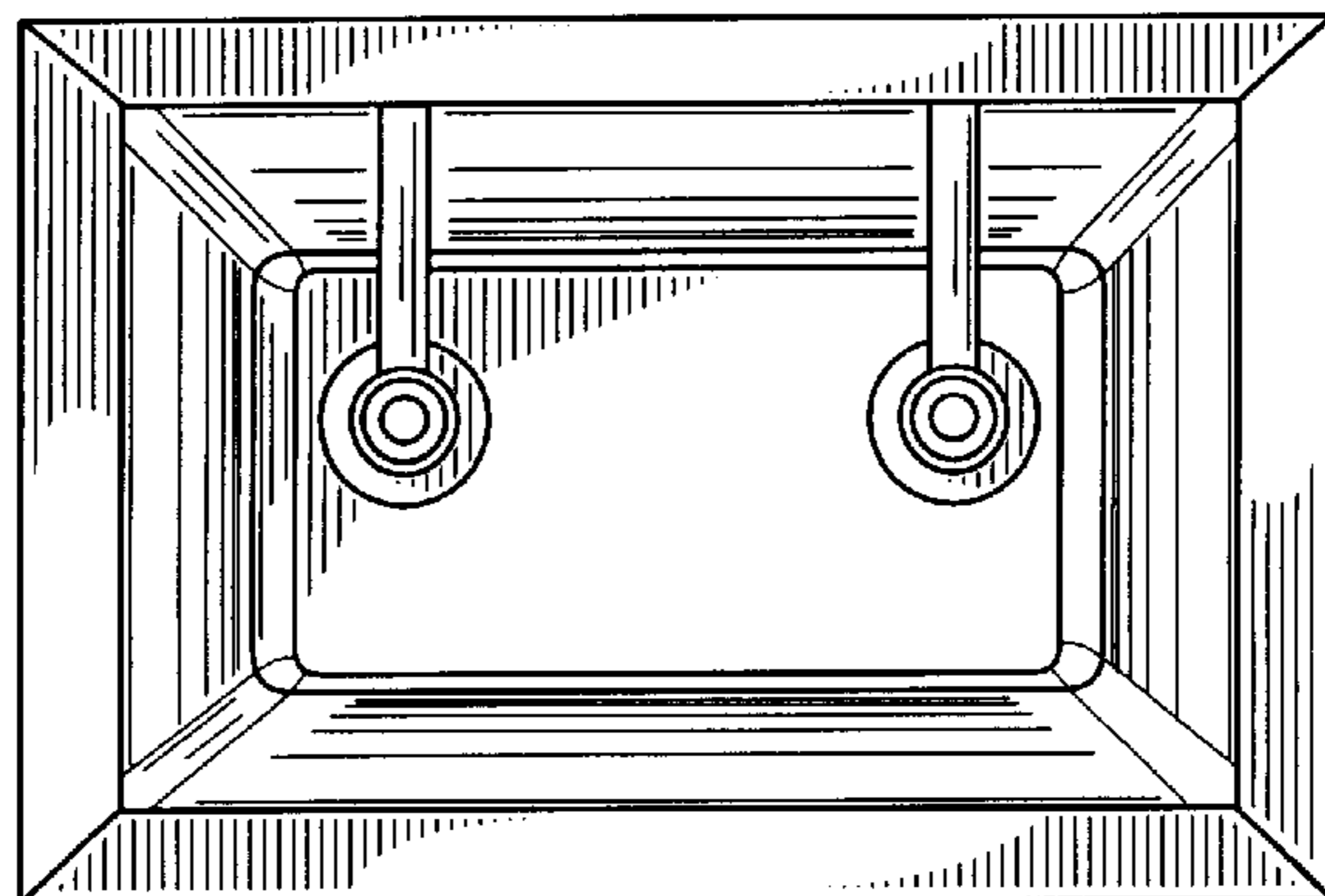
**FIG. 2**




**FIG. 3**



**FIG. 4**



**FIG. 5**



**FIG. 6**