



US00D439339S

(12) **United States Design Patent**
Sawatzki

(10) **Patent No.:** **US D439,339 S**

(45) **Date of Patent:** **** Mar. 20, 2001**

(54) **KNEE JOINT**

(75) Inventor: **Steffen Sawatzki**, Sollstedt (DE)

(73) Assignee: **Otto Bock Orthopaedische Industrie
Besitz-und
Verwaltungs-Kommanditgesellschaft**,
Duderstadt (DE)

(**) Term: **14 Years**

(21) Appl. No.: **29/094,153**

(22) Filed: **Sep. 25, 1998**

(30) **Foreign Application Priority Data**

Mar. 25, 1998 (DE) M 98 02 976

(51) **LOC (7) Cl.** **24-03**

(52) **U.S. Cl.** **D24/155**

(58) **Field of Search** D24/155; 623/21,
623/18, 16, 38, 32, 27, 20, 30, 37, 39,
45, 44

(56) **References Cited**

U.S. PATENT DOCUMENTS

D. 383,542	9/1997	Wellershaus et al.	D24/155
D. 402,368	* 12/1998	Holzapfel	D24/155
4,145,766	* 3/1979	May	623/45
4,911,709	* 3/1990	Marlow et al.	623/39
5,545,232	* 8/1996	Veen	623/39
5,728,172	* 3/1998	Krieger	623/44
5,746,774	* 5/1998	Kramer et al.	623/39
5,899,943	* 5/1999	Shiraishi et al.	623/44

OTHER PUBLICATIONS

TehLin Prosthetic & Orthopedic Inc., Brochure with photographs of lower limb system components; published before Jul. 10, 1996.

TehLin Prosthetic & Orthopedic Inc., Brochure with photograph and description of TGK-1HOOS hydraulic frame; published Before Jul. 10, 1996.

USMC, flyer for BLACK MAX hydraulic frame; published before Jul. 10, 1996.

Chas. A. Blatchford & Sons Ltd. Flyer with photograph and description of ENDOLITE universal chassis; Sep. 1993.

Chas. A. Blatchford & Sons Ltd. Flyer with photograph & description of ENDOLITE high-activity chassis; Jul. 1993.

* cited by examiner

Primary Examiner—Ian Simmons

(74) *Attorney, Agent, or Firm*—Foley & Lardner

(57) **CLAIM**

The ornamental design for a knee joint, as shown and described.

DESCRIPTION

The article in which the design is embodied is intended for use in a prosthesis.

FIG. 1 is a front view;

FIG. 2 is a rear view;

FIG. 3 is a left side view;

FIG. 4 is a right side view;

FIG. 5 is a bottom view; and,

FIG. 6 is a top view.

1 Claim, 5 Drawing Sheets

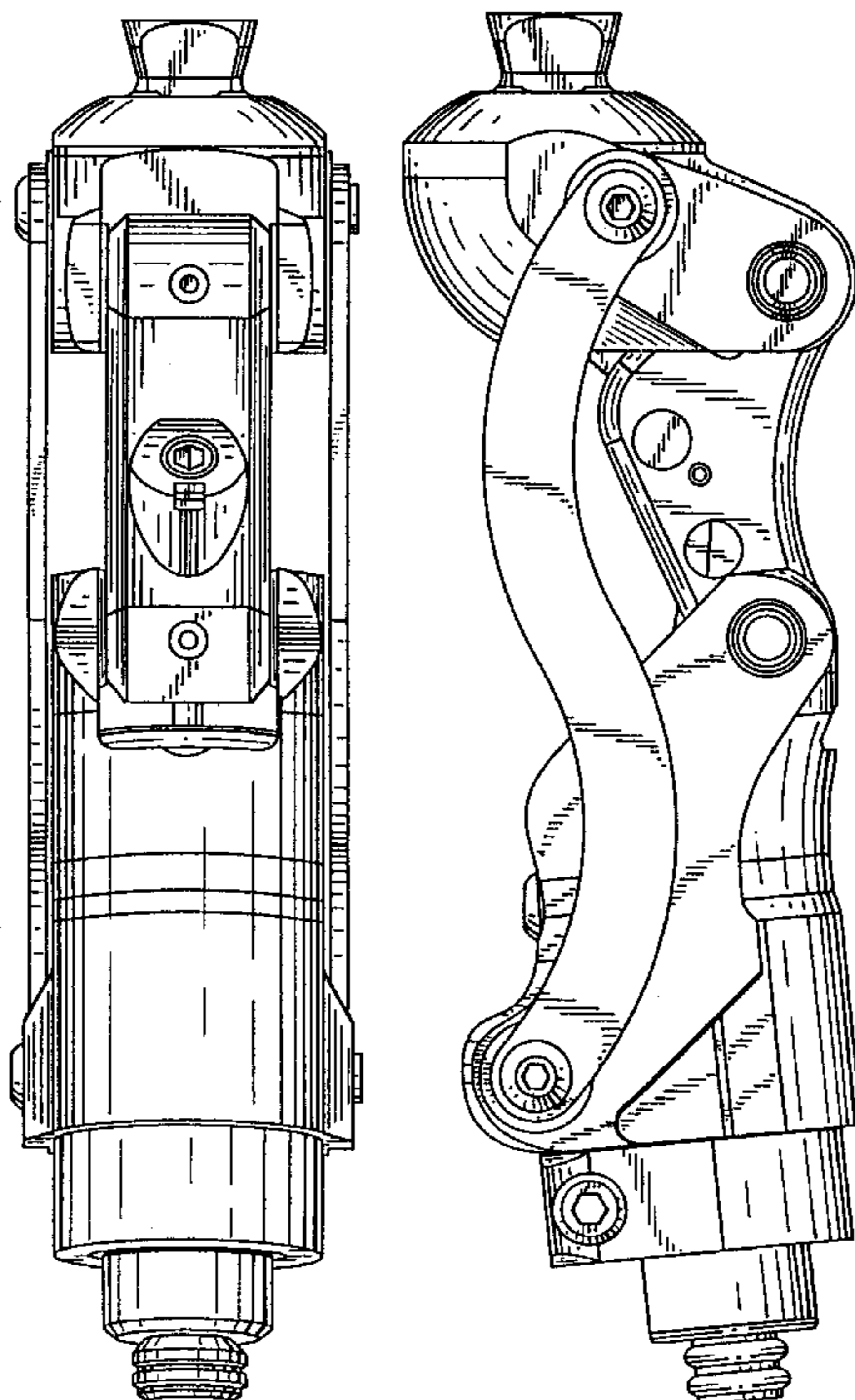


FIG. 1

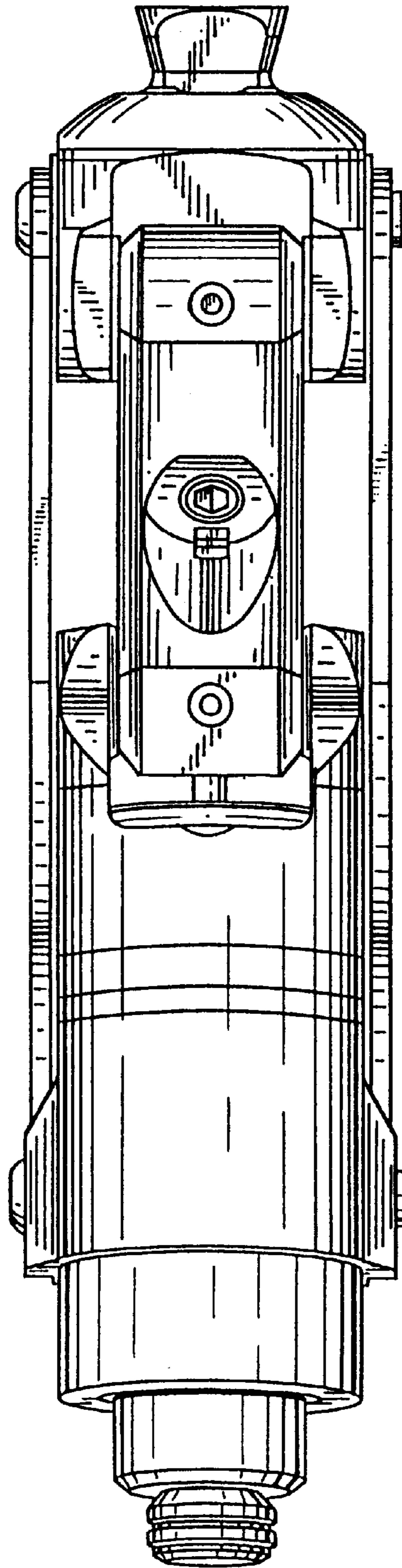


FIG. 2

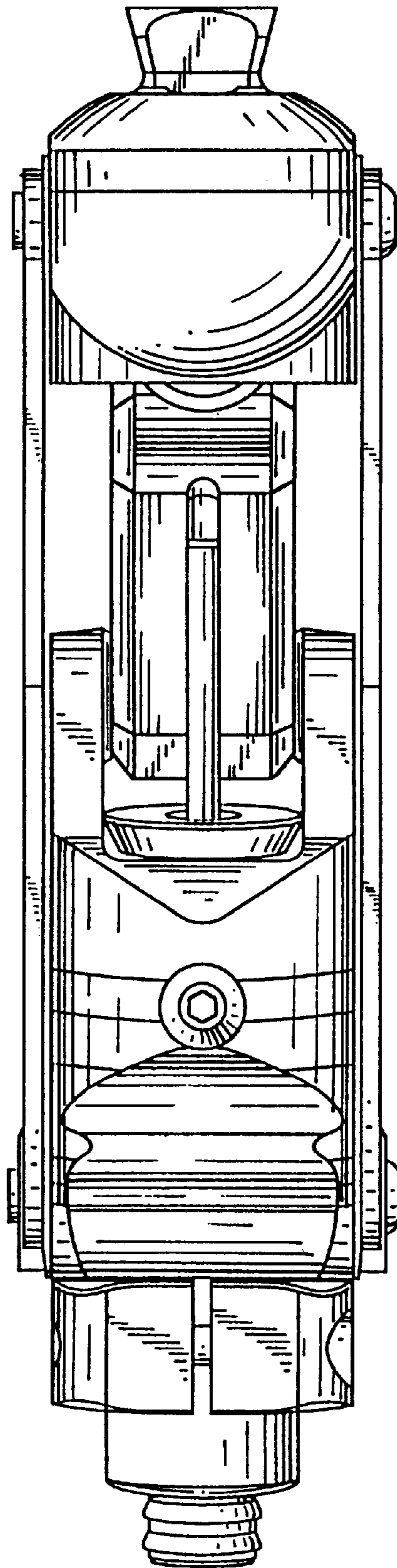


FIG. 3

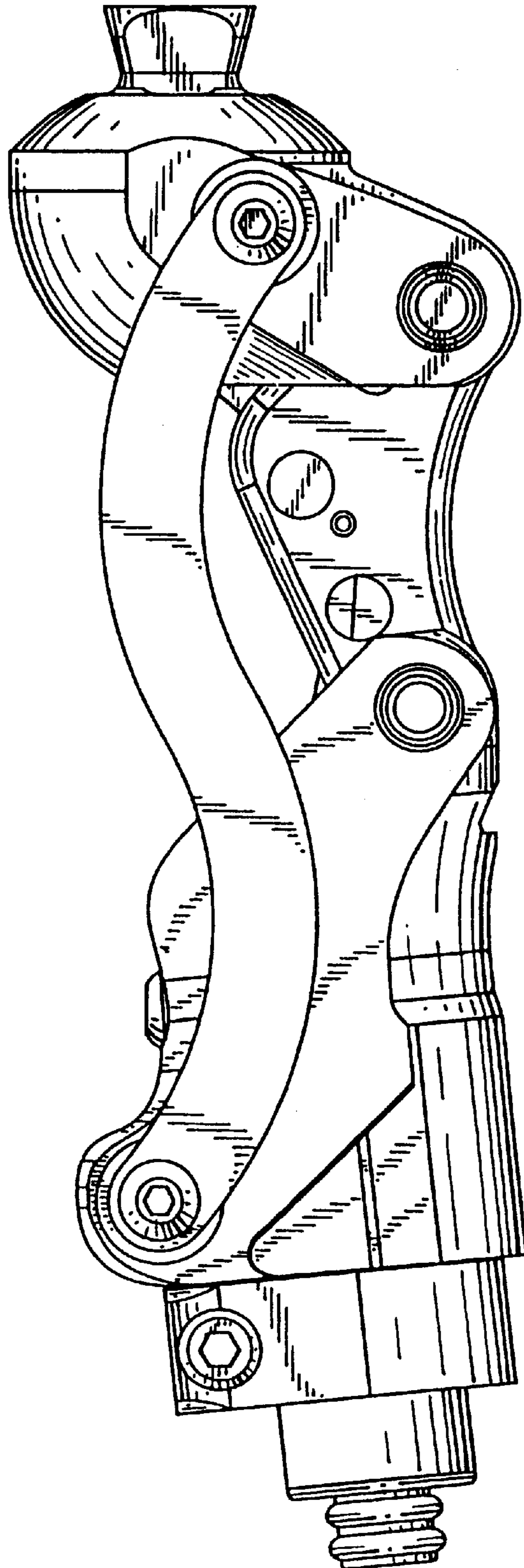


FIG. 4

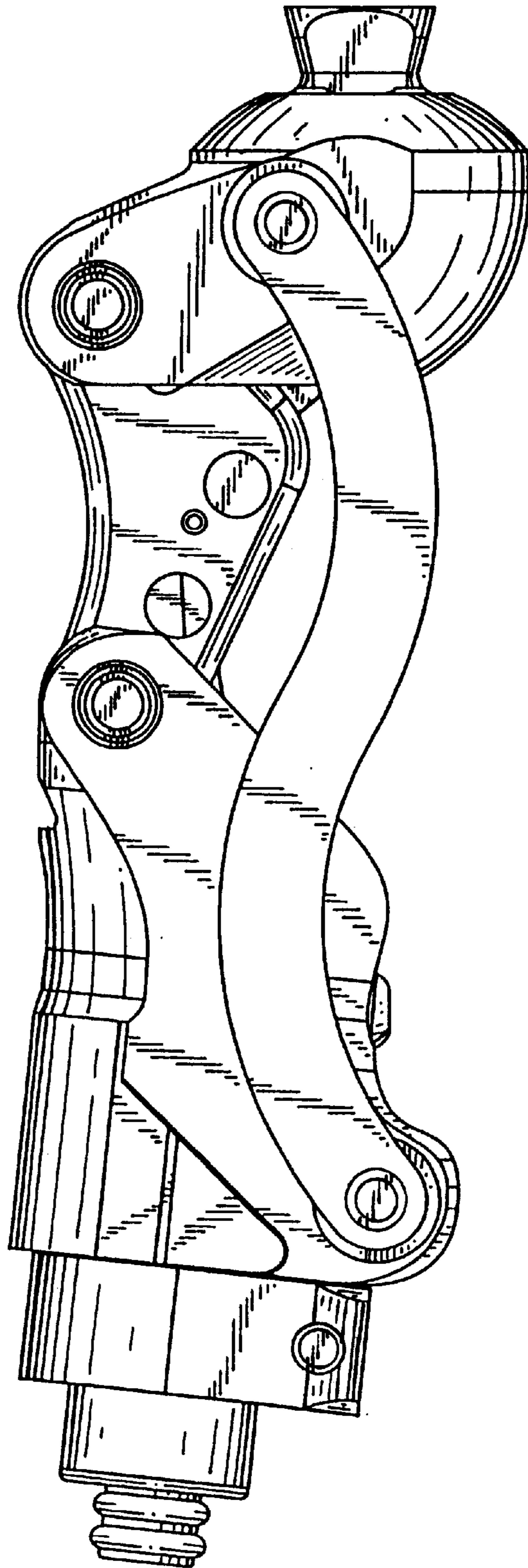


FIG. 5




FIG. 6

