



US00D439324S

(12) **United States Design Patent**
Wood

(10) **Patent No.:** **US D439,324 S**

(45) **Date of Patent:** **** Mar. 20, 2001**

(54) **TURBINE BLADE**

(75) Inventor: **David Wood**, Maitland (AU)

(73) Assignee: **Energy Australia**, Sydney (AU)

(**) Term: **14 Years**

(21) Appl. No.: **29/102,283**

(22) Filed: **Mar. 22, 1999**

(30) **Foreign Application Priority Data**

Sep. 22, 1998 (AU) 2985/98

(51) **LOC (7) Cl.** **23-04**

(52) **U.S. Cl.** **D23/413**

(58) **Field of Search** 416/123 R, DIG. 5,
416/228, 235, 123 A, 243; D23/411, 413,
370, 380

(56) **References Cited**

U.S. PATENT DOCUMENTS

2,378,958	6/1945	Troller	230/114
2,382,535	8/1945	Bauer	230/114
2,470,517	5/1949	Obrist et al.	170/160.24
2,498,072	2/1950	Dean	244/134
3,822,104	7/1974	Poet	416/168

FOREIGN PATENT DOCUMENTS

19707168 A1 10/1997 (DE) .

OTHER PUBLICATIONS

Bechly, M.E., et al., "Structural Design of a Composite Wing Turbine Blade Using Finite Element Analysis," *Computer & Structures*, 63(3):639-646 (1997).

Hron, J.J., et al., "Large Kaplan Turbine Runner Replacement," *Waterpower '95*, 2:1300-1309 (1995).

Hron, J.J., et al., "Rocky Reach Kaplan Turbine Replacement," *Waterpower '97*, 2:1428-1437 (1995).

McKee, C.A. and Rossi, G., "Rocky Reach Kaplan Turbines: Development of fish-friendly runners", Paper presented at the meetings of Hydropower into the Next Century, Barcelona, Spain (1995, Jun.).

McKee, C.A. and Rossi, G., "Rocky Reach Kaplan Turbines: Development of fish-friendly runners", Paper presented at the meetings of Federation of scientific and technical associations, Milano, Italy (Sep., 1995).

McKee, C.A. et al., "Rocky Reach Kaplan Turbines: Development of fish-friendly runners", Paper presented at the meetings of Uprating & Refurbishing Hydro Powerplants, Nice, France (Oct., 1999). Oct.).

Kaplan Turbine Drawing, Dominion Engineering Works, Ltd. (Oct. 6, 1961).

U.S. application No. 08/623,245, Joseph M. Cybularz, filed Mar. 26, 1996.

Primary Examiner—Lisa Lichtenstein

(74) *Attorney, Agent, or Firm*—Hamilton, Brook, Smith & Reynolds, P.C.

(57) **CLAIM**

The ornamental design for "turbine blade," as shown.

DESCRIPTION

FIG. 1 is a perspective view of a turbine blade showing my new design;

FIG. 2 is a top plan view thereof;

FIG. 3 is a front elevational view thereof;

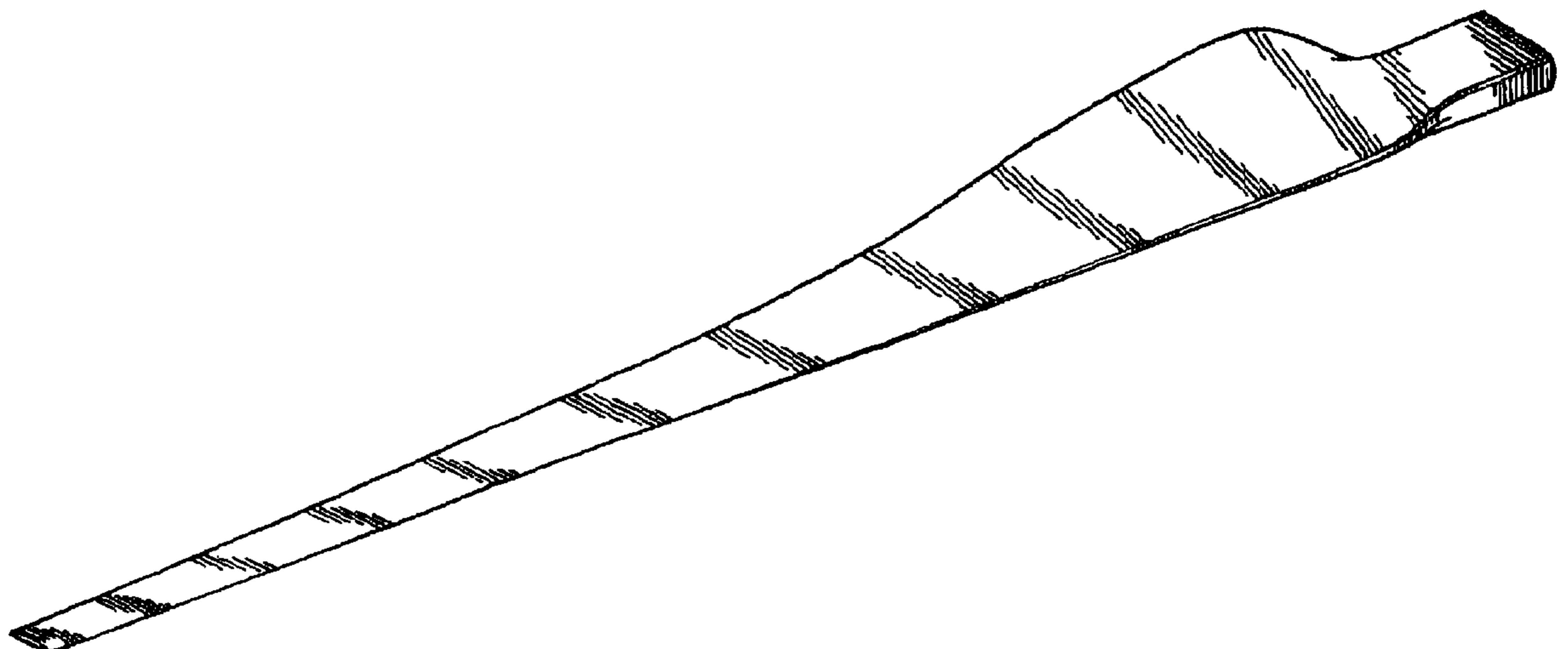
FIG. 4 is a bottom plan view thereof;

FIG. 5 is a rear elevational view thereof;

FIG. 6 is a left side elevational view thereof; and,

FIG. 7 is a right side elevational view thereof.

1 Claim, 2 Drawing Sheets



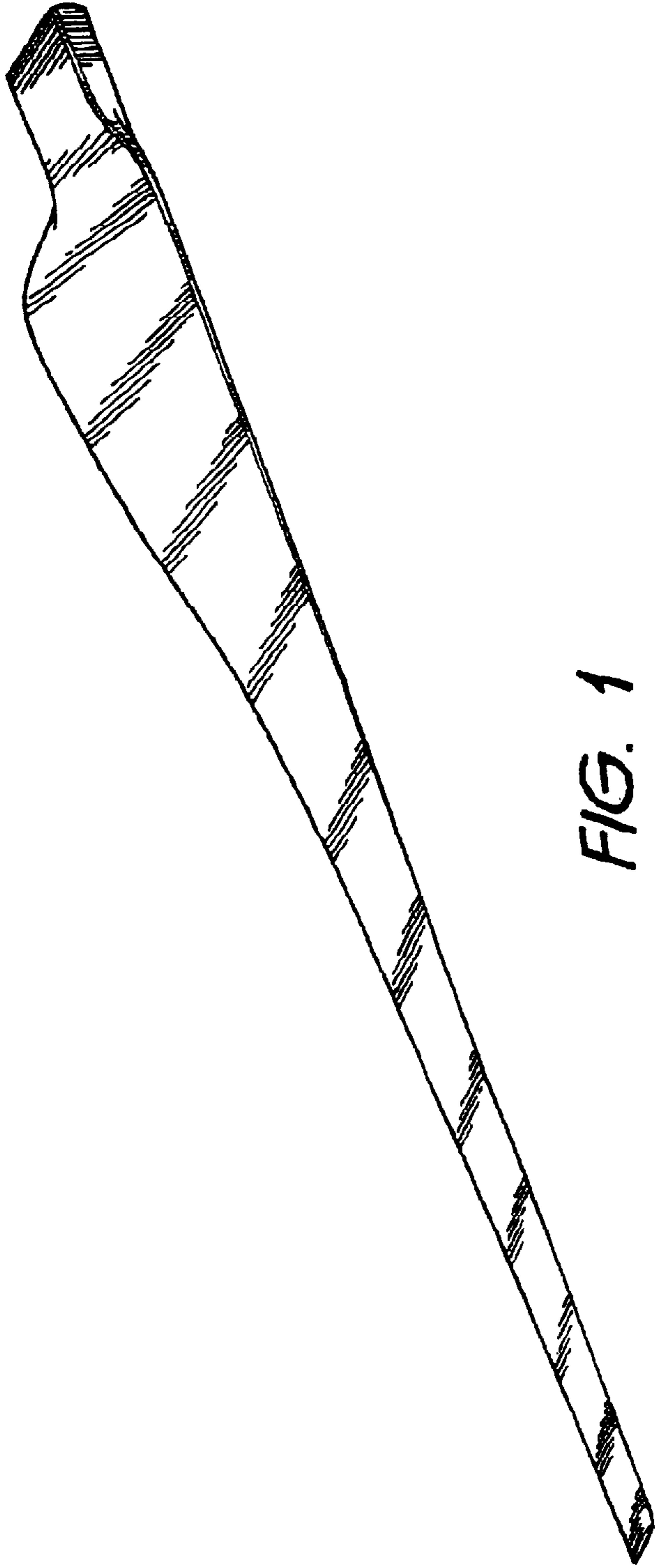


FIG. 1

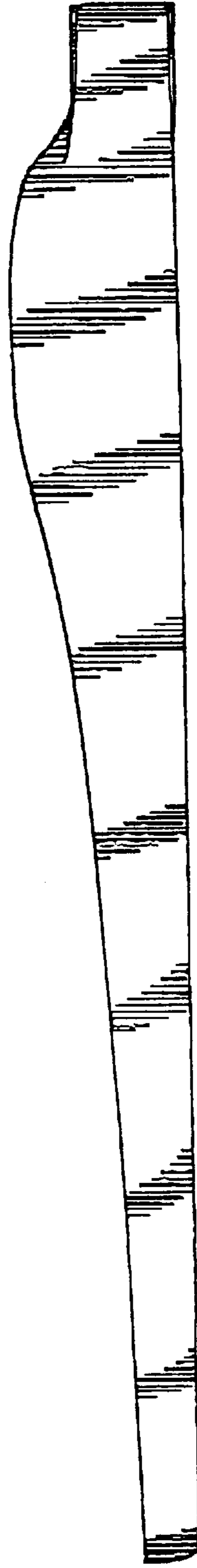


FIG. 2



FIG. 3

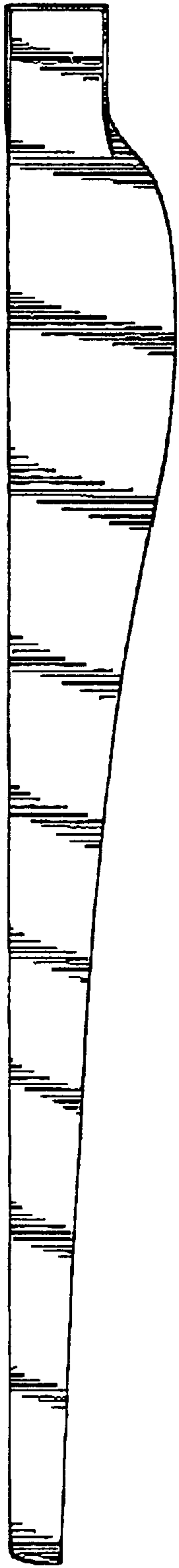


FIG. 4



FIG. 5



FIG. 6



FIG. 7