



US00D439304S

(12) **United States Design Patent**
Tilp et al.

(10) **Patent No.:** **US D439,304 S**

(45) **Date of Patent:** **** Mar. 20, 2001**

(54) **LIQUID FILTER CARTRIDGE PACK**

(75) Inventors: **Joseph F. Tilp**, Dubuque; **Chester E. Chomka**, Bellevue; **Kerry W. Leppert**; **Thomas J. Larkner**, both of Dubuque, all of IA (US)

(73) Assignee: **Barnstead Thermolyne Corporation**, Dubuque, IA (US)

(**) Term: **14 Years**

(21) Appl. No.: **29/119,795**

(22) Filed: **Mar. 8, 2000**

(51) **LOC (7) Cl.** **23-01**

(52) **U.S. Cl.** **D23/209**

(58) **Field of Search** D23/200, 207,
D23/209; 210/232, 340-1, 241

(56) **References Cited**

U.S. PATENT DOCUMENTS

- D. 236,829 * 9/1975 Berry et al. D23/209
- D. 238,875 * 2/1976 Berry et al. D23/209
- D. 290,638 * 6/1987 Bishop D23/209

- D. 398,368 * 9/1998 Schroer D23/209
- D. 407,462 * 3/1999 Bishop et al. D23/209
- 4,944,875 * 7/1990 Gaignet 210/232
- 5,807,488 * 9/1998 Riviere et al. 210/232

* cited by examiner

Primary Examiner—Robin V. Taylor

(74) *Attorney, Agent, or Firm*—Wood, Herron & Evans, L.L.P.

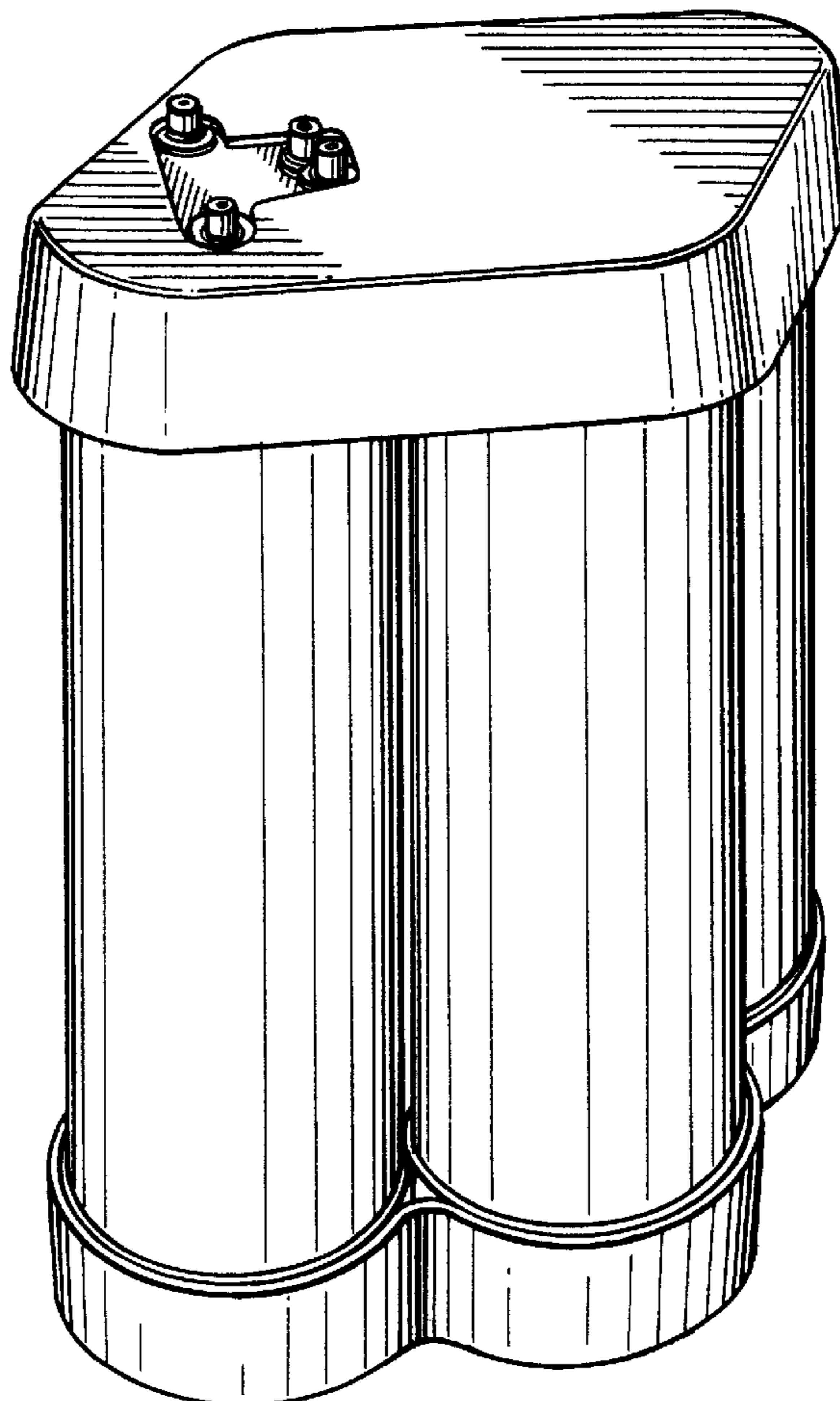
(57) **CLAIM**

The ornamental design for liquid filter cartridge pack, as shown and described.

DESCRIPTION

FIG. 1 is a perspective view of a liquid filter cartridge pack embodying the design of my invention; FIG. 2 is a front elevational view thereof; FIG. 3 is a left side elevational view thereof; FIG. 4 is a rear elevational view thereof; FIG. 5 is a right side elevational view thereof; FIG. 6 is a bottom plan view thereof; and, FIG. 7 is a top plan view thereof.

1 Claim, 3 Drawing Sheets



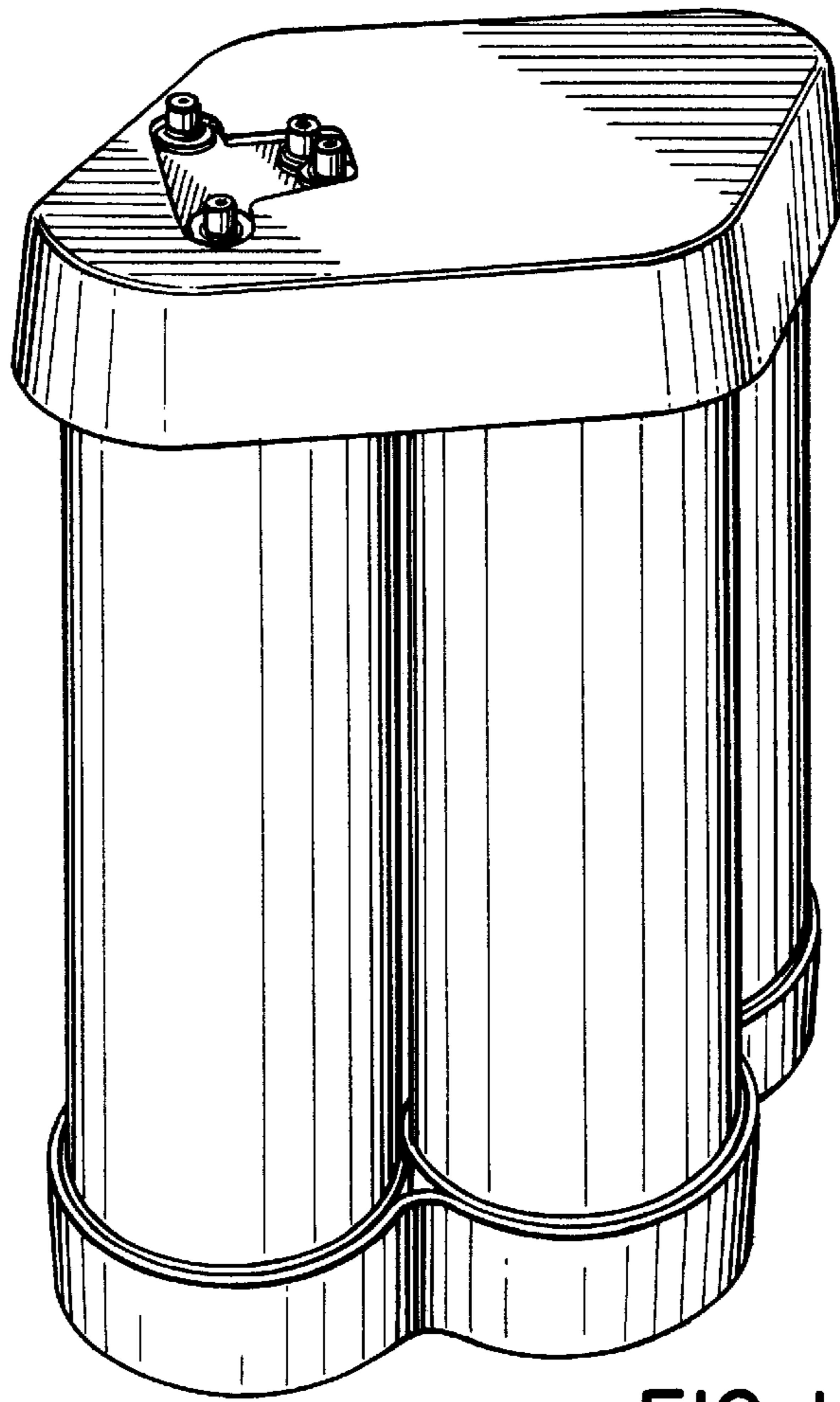


FIG. 1

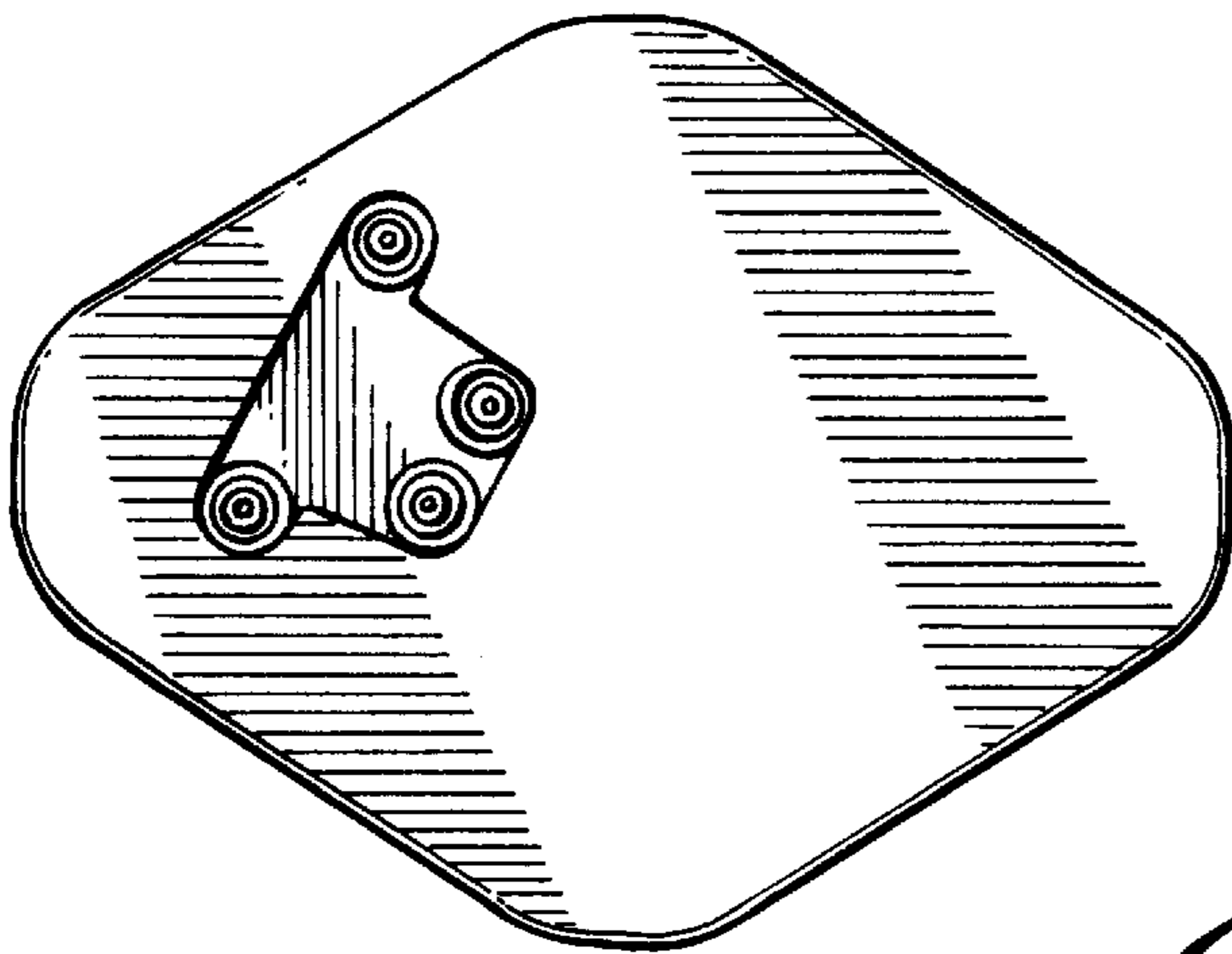


FIG. 6

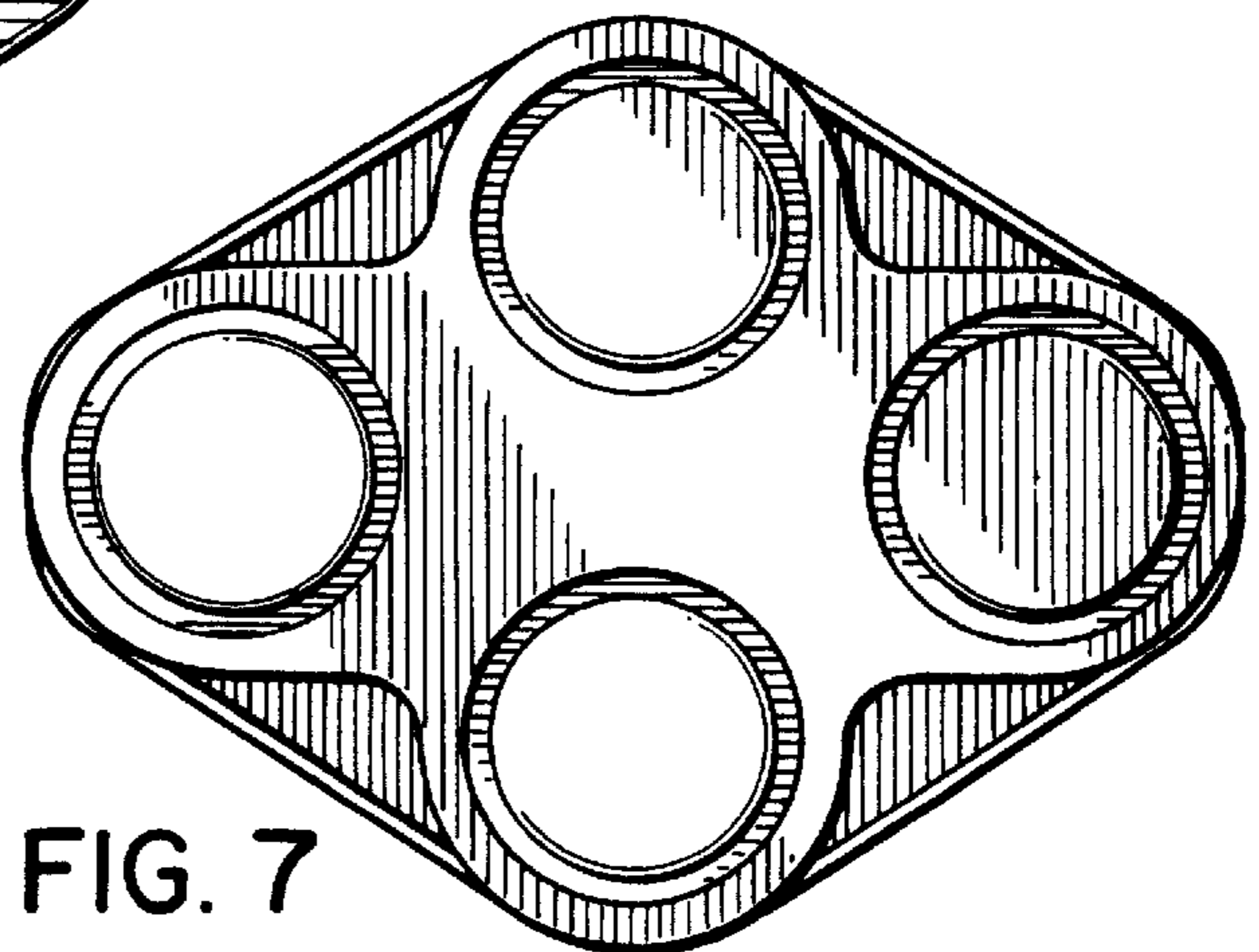


FIG. 7




FIG. 2




FIG. 3




FIG. 4




FIG. 5