



US00D439300S

(12) **United States Design Patent**
D'Acquisto

(10) **Patent No.:** **US D439,300 S**

(45) **Date of Patent:** **** Mar. 20, 2001**

(54) **SET OF BOW CAM WHEELS**

6,105,565 * 8/2000 Martin et al. 124/25.6

(76) Inventor: **Andrae T. D'Acquisto**, 3314 E.
Grange, Cudahy, WI (US) 53110

* cited by examiner

(**) Term: **14 Years**

Primary Examiner—Louis S. Zarfes

Assistant Examiner—Monica A. Weingart

(21) Appl. No.: **29/127,573**

(74) *Attorney, Agent, or Firm*—Andrus, Scales, Starke &
Sawall, LLP

(22) Filed: **Aug. 8, 2000**

(57) **CLAIM**

(51) **LOC (7) Cl.** **22-01**

The ornamental design for a set of bow cam wheels, as shown and described.

(52) **U.S. Cl.** **D22/107**

(58) **Field of Search** D22/100, 107,
D22/199; 124/23.1, 25.6, 900

DESCRIPTION

(56) **References Cited**

FIG. 1 is a side perspective view of a set of bow cam wheels showing my new design;

FIG. 2 is a left side elevational view thereof; and,

FIG. 3 is a right side elevational view thereof.

U.S. PATENT DOCUMENTS

D. 331,956	*	12/1992	Martin et al.	D22/107
D. 374,055	*	9/1996	Strother	D22/199 X
D. 400,955	*	11/1998	Martin et al.	D22/100 X
D. 429,309	*	8/2000	Larson	D22/107
5,791,323	*	8/1998	Dunlap	124/25.6
6,082,346	*	7/2000	Andrews et al.	124/25.6

The broken line showing of a bow, in FIGS. 1-3, is for illustrative purposes only and forms no part of the claimed design.

1 Claim, 2 Drawing Sheets

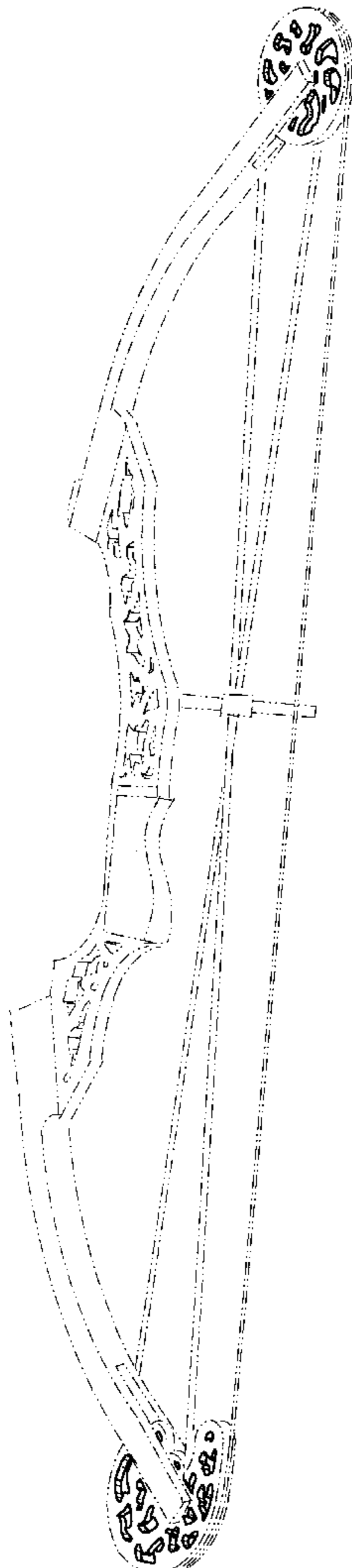


FIG. 1

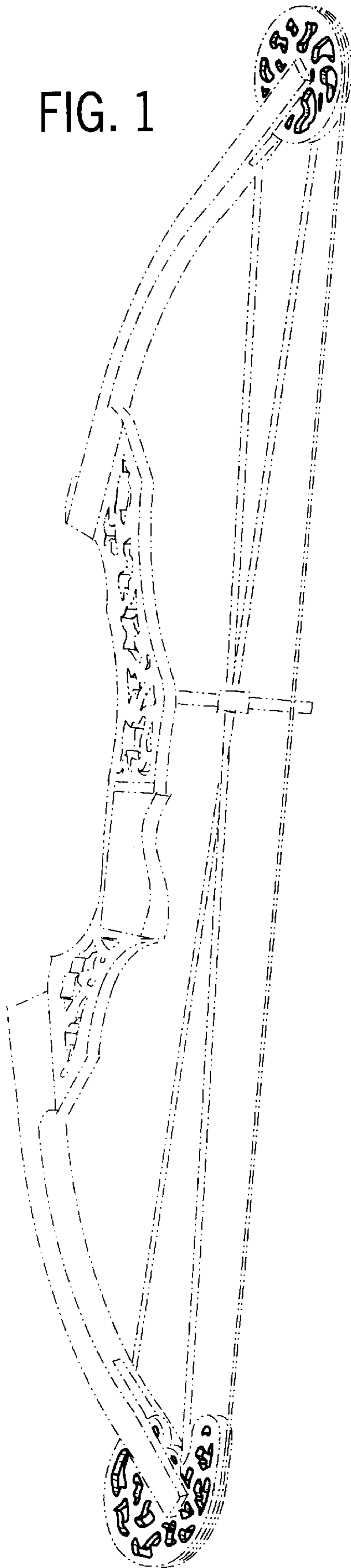


FIG. 2

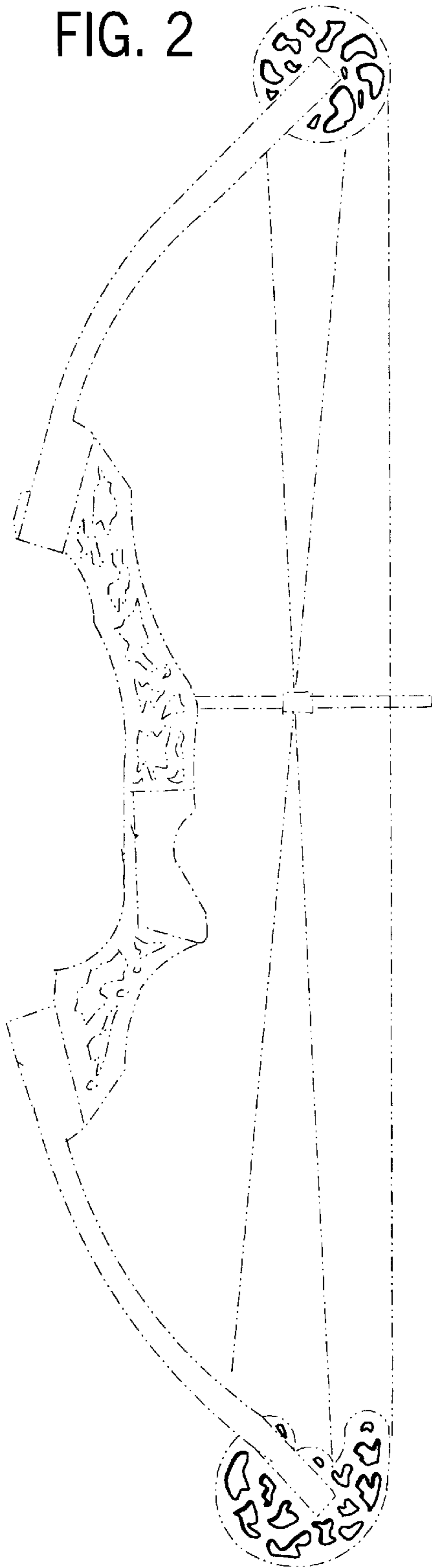


FIG. 3

