



US00D439286S

(12) **United States Design Patent**
Hornsby et al.

(10) **Patent No.:** **US D439,286 S**

(45) **Date of Patent:** **** Mar. 20, 2001**

(54) **WATER GUN AMUSEMENT DEVICE**

(75) Inventors: **James R. Hornsby**, St. Louis; **Ryan A. Wolfinbarger**, Maplewood; **Joseph L. McGowan**, St. Peters; **Chad Stuemke**, St. Louis; **Marcellus R. Benson**, Chesterfield; **David B. Midgett**, Sulphur Springs; **Kurt V. Ulmer**, St. Louis, all of MO (US)

(73) Assignee: **Trendmasters, Inc.**, St. Louis, MO (US)

(**) Term: **14 Years**

(21) Appl. No.: **29/125,560**

(22) Filed: **Jun. 23, 2000**

Related U.S. Application Data

(62) Division of application No. 29/111,548, filed on Sep. 30, 1999.

(51) **LOC (7) Cl.** **21-01**

(52) **U.S. Cl.** **D21/572**

(58) **Field of Search** D21/567-575;
D23/225-226; D22/103; 446/267, 473,
475; 222/78-79; 239/211, 237, 329, 373;
124/6, 16, 73-76

(56) **References Cited**

U.S. PATENT DOCUMENTS

D. 341,396 * 11/1993 Salmon et al. D21/572

D. 413,364 * 8/1999 D'Andrade D21/572
D. 425,145 * 5/2000 Bao D21/572
D. 427,251 * 6/2000 D'Andrade et al. D21/572
4,630,757 * 12/1986 Yano 222/79
5,292,032 * 3/1994 Johnson et al. 446/473

* cited by examiner

Primary Examiner—Raphael Barkai
(74) *Attorney, Agent, or Firm*—Dorsey & Whitney LLP

(57) **CLAIM**

The ornamental design for a water gun amusement device, as shown.

DESCRIPTION

FIG. 1 is an elevational perspective view of the left side of the water gun amusement device of the present invention.

FIG. 2 is an elevational perspective view of the front end of the water gun amusement device depicted in FIG. 1.

FIG. 3 is an elevational perspective view of the rear end of the device depicted in FIG. 1.

FIG. 4 is an elevational perspective view of the left side of the device depicted in FIG. 1, the right side of the device being a mirror image of the left side.

FIG. 5 is a plan perspective view of the top of the device depicted in FIG. 1; and,

FIG. 6 is a plan perspective view of the bottom of the device depicted in FIG. 1.

1 Claim, 6 Drawing Sheets



FIG. 1




FIG. 2




FIG. 3

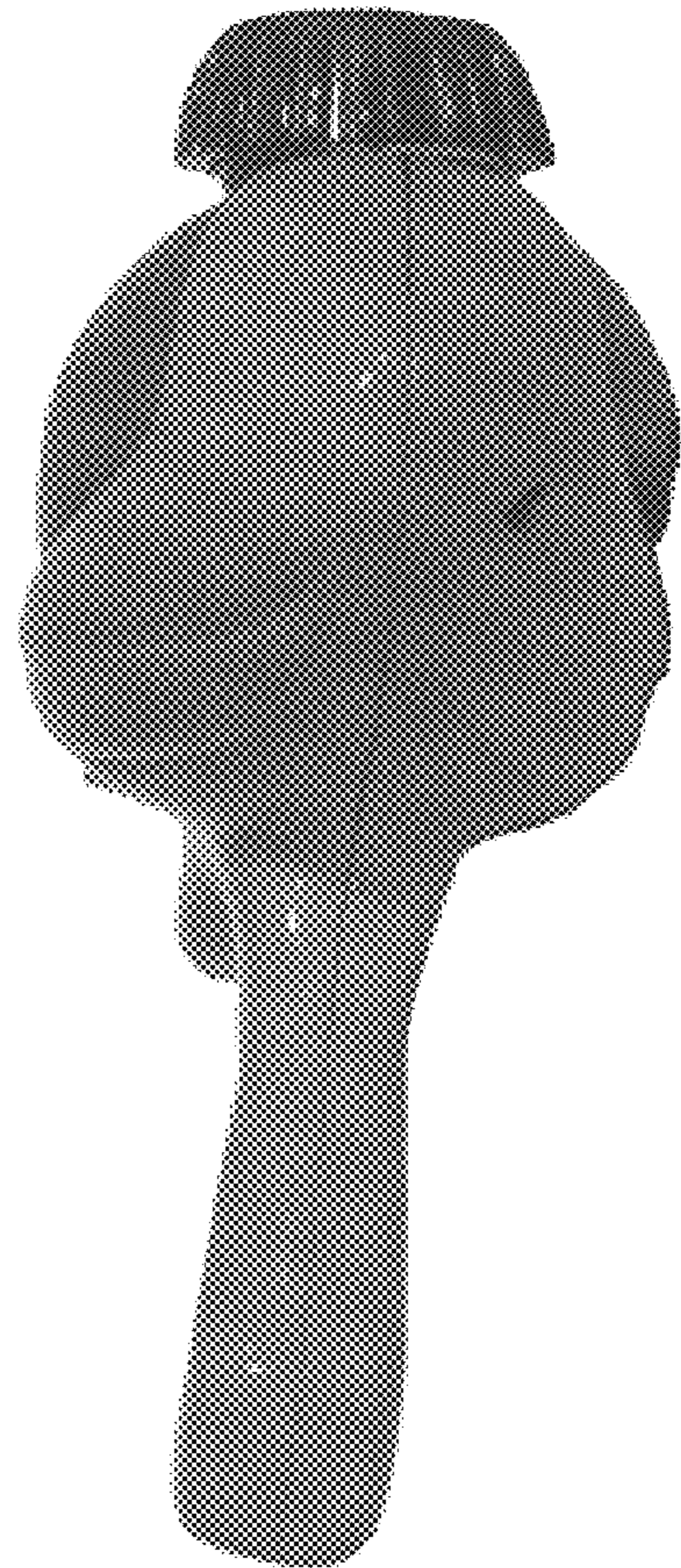


FIG. 4



FIG. 5




FIG. 6

