



US00D439277S

(12) **United States Design Patent**
Rosenbaum

(10) **Patent No.:** **US D439,277 S**

(45) **Date of Patent:** **** Mar. 20, 2001**

(54) **BULBOUS GRIP FOR A WRITING INSTRUMENT**

(75) **Inventor:** **Barry Rosenbaum**, West Bloomfield, MI (US)

(73) **Assignee:** **Advance Watch Company, Ltd.**, Warren, MI (US)

(**) **Term:** **14 Years**

(21) **Appl. No.:** **29/127,895**

(22) **Filed:** **Aug. 14, 2000**

Related U.S. Application Data

(62) Division of application No. 29/109,872, filed on Aug. 24, 1999, now Pat. No. Des. 433,446.

(51) **LOC (7) Cl.** **19-06**

(52) **U.S. Cl.** **D19/55; D19/51**

(58) **Field of Search** D19/35, 36, 41-51, D19/53, 54, 55-58, 81-85; 401/6, 7, 88

(56) **References Cited**

U.S. PATENT DOCUMENTS

- D. 64,772 5/1924 Swanberg .
- D. 82,821 12/1930 Furedy .
- D. 89,339 2/1933 Hale .
- D. 92,534 6/1934 Hale .
- D. 100,845 * 8/1936 Bloser D19/46
- 111,287 1/1871 Wendell .
- D. 146,025 12/1946 Harris .
- D. 160,309 10/1950 Fainberg et al. .
- D. 162,522 3/1951 Currence et al. .
- D. 175,864 10/1955 Steinberg et al. .
- D. 178,632 9/1956 Bloser .
- D. 181,180 10/1957 Bloser .
- D. 227,037 5/1973 Bajusz .
- D. 240,817 8/1976 Funahashi .
- 255,961 4/1882 Faber .
- D. 259,727 6/1981 Zierhut .
- D. 260,101 8/1981 Gomez .
- D. 265,212 6/1982 Spiegel .
- D. 269,445 6/1983 Kruckel et al. .

- D. 300,229 3/1989 Lee .
- D. 307,444 4/1990 Poisson et al. .
- D. 314,978 2/1991 Oka .
- D. 316,427 4/1991 Tinz .
- D. 319,662 9/1991 Henry .
- D. 321,009 10/1991 Yubisui .
- D. 329,461 9/1992 Katami .
- D. 338,915 * 8/1993 Willat D19/51
- D. 355,441 2/1995 Rosenbaum .
- D. 377,051 12/1996 Takamura .
- D. 411,726 * 6/1999 Novak D8/107
- 412,479 10/1889 Davis .
- D. 424,110 * 5/2000 Hu D19/51
- 544,990 8/1895 Miller .
- 614,630 11/1898 Stewart .
- 624,853 5/1899 Oberbeck .
- 770,363 9/1904 Goldsmith .
- 782,388 2/1905 Goldsmith .
- 839,537 12/1906 Beaumel .
- 1,459,517 6/1923 Sawyer .
- 1,868,441 7/1932 Colfelt .
- 1,938,835 12/1933 Grzyb .
- 2,236,194 * 3/1941 Lorber 401/88

(List continued on next page.)

Primary Examiner—Martie Holtje

(74) *Attorney, Agent, or Firm*—Brooks & Kushman P.C.

(57) **CLAIM**

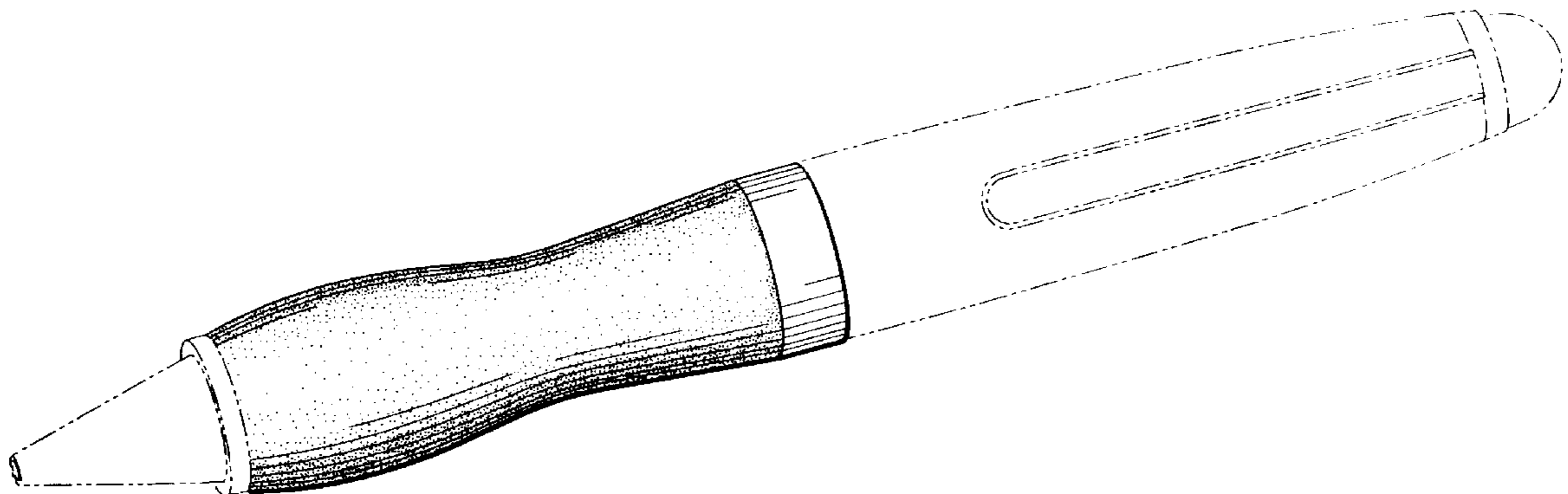
The ornamental design for a bulbous grip for a writing instrument, as shown and described.

DESCRIPTION

FIG. 1 is a front perspective view of a bulbous grip for a writing instrument of the design; FIG. 2 is a side elevational view thereof; FIG. 3 is a front elevational view thereof; FIG. 4 is a rear elevational view thereof; FIG. 5 is a bottom plan view thereof; and, FIG. 6 is a top plan view thereof.

The portions of the writing instrument depicted by means of broken lines have been shown for illustrative purposes only and form no part of the claimed design.

1 Claim, 2 Drawing Sheets



US D439,277 S

Page 2

U.S. PATENT DOCUMENTS

			4,167,347	9/1979	Hoyle .
			4,601,598	7/1986	Schwartz et al. .
2,266,942	12/1941	Wallace .	4,932,800	6/1990	Lin et al. .
2,845,047	7/1958	McKendree .	5,000,599	3/1991	McCall et al. .
2,956,547	10/1960	Hovey, Jr. .			
4,035,089	7/1977	Schwartz et al. .			

* cited by examiner

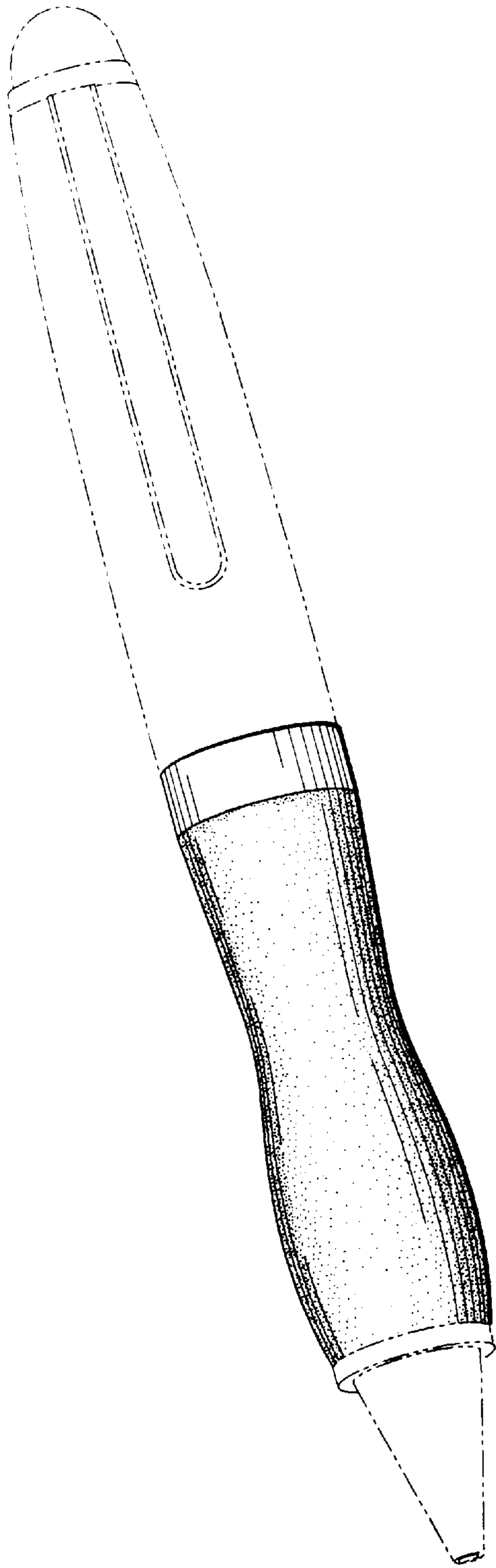


Fig. 1

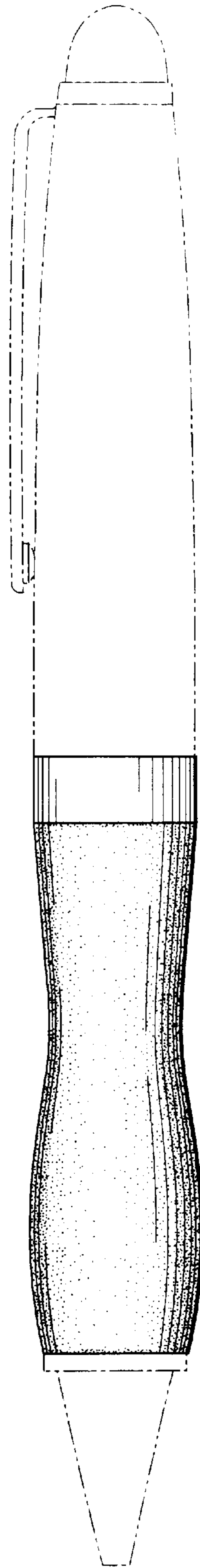


Fig. 2

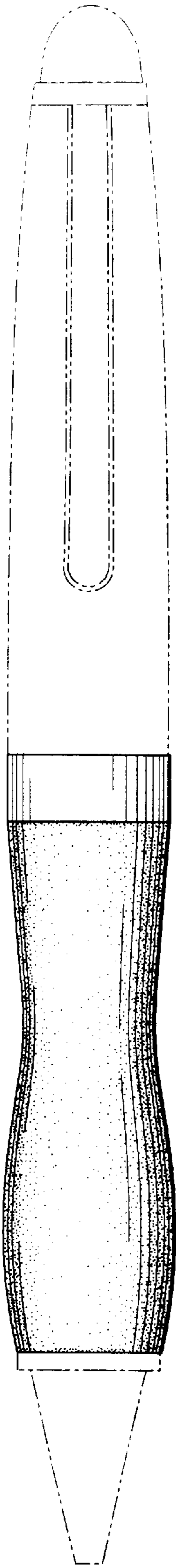


Fig. 3

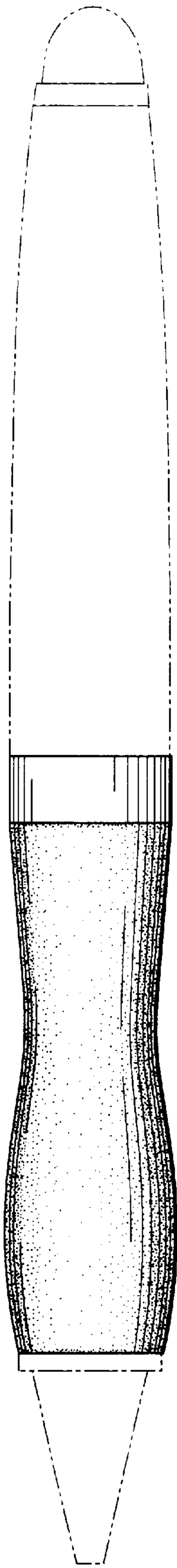


Fig. 4

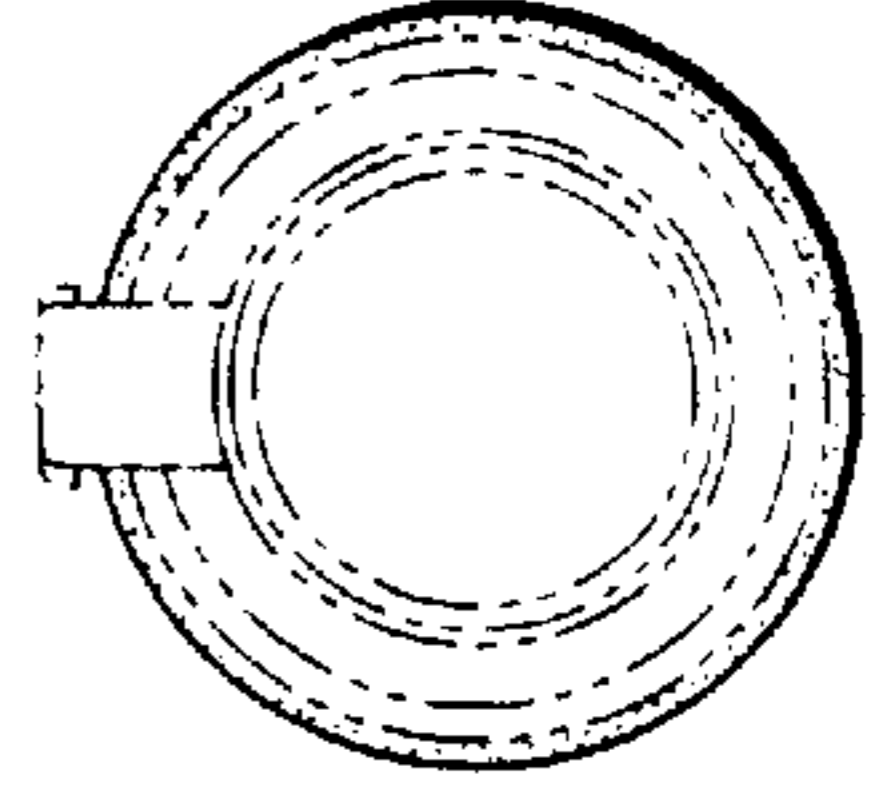


Fig. 6

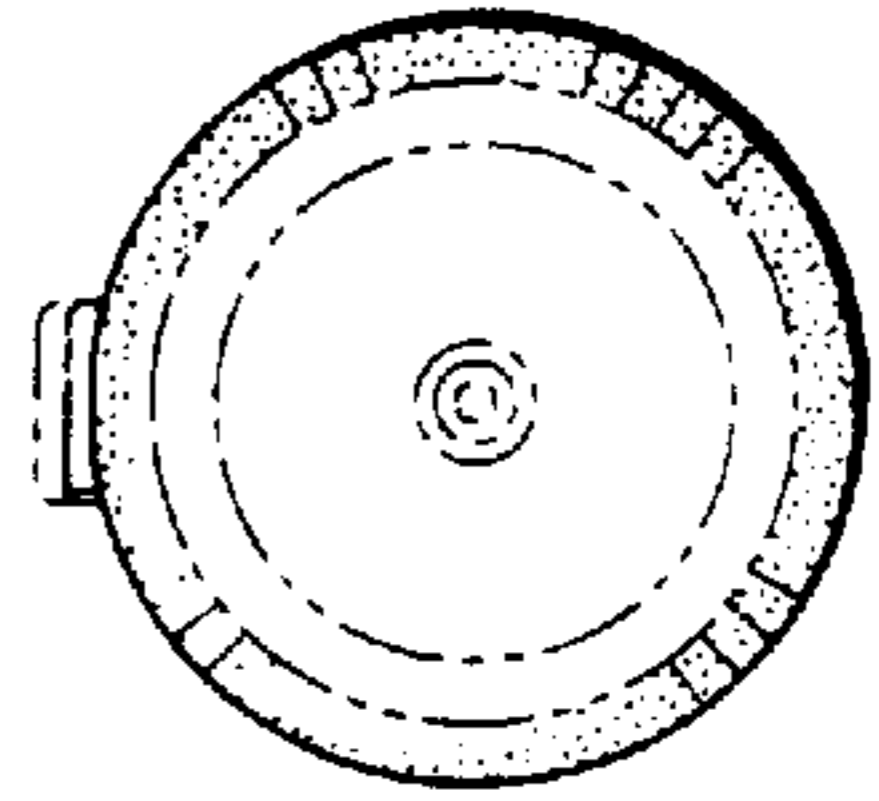


Fig. 5