



US00D439245S

(12) **United States Design Patent**
Repp et al.

(10) **Patent No.:** **US D439,245 S**

(45) **Date of Patent:** **** Mar. 20, 2001**

(54) **CRADLE FOR A CELLULAR TELEPHONE**

(75) Inventors: **Paul T. Repp**, Leucadia; **Scott Aldern**, Encinitas; **Kevin Simmons**, San Diego; **Charles Curbbun**, Leucadia, all of CA (US)

(73) Assignee: **Qualcomm Incorporated**, San Diego, CA (US)

(**) Term: **14 Years**

(21) Appl. No.: **29/110,582**

(22) Filed: **Sep. 9, 1999**

(51) **LOC (7) Cl.** **14-03**

(52) **U.S. Cl.** **D14/253**

(58) **Field of Search** D14/137, 138, D14/144, 148, 147, 149-151, 140-142, 240, 241, 251, 253; 379/433-436, 419, 420, 428, 440, 454, 455, 446, 447; D13/107, 108; 320/110, 113, 114, 115

(56) **References Cited**

U.S. PATENT DOCUMENTS

D. 215,303	*	9/1969	Carpenter	D13/108
D. 356,798	*	3/1995	Rudkiewicz et al.	D14/253
D. 361,763	*	8/1995	Nagele et al.	D14/144
D. 368,098	*	3/1996	Su	D14/253
D. 368,479	*	4/1996	Larson	D14/253
D. 374,014	*	9/1996	Nagele et al.	D14/253
D. 384,080	*	9/1997	Beutler et al.	D14/253
D. 385,283	*	10/1997	Snyder et al.	D14/253
D. 389,159	*	1/1998	Patterson et al.	D14/253

D. 399,821	*	10/1998	Tyneski et al.	D13/118
D. 419,160	*	1/2000	Davidson et al.	D14/253
D. 421,443	*	3/2000	Nagele et al.	D14/253
D. 425,908	*	5/2000	Collins	D14/253
D. 428,002	*	7/2000	Lindahl	D14/253
5,189,358	*	2/1993	Tomura et al.	320/115
5,230,016	*	7/1993	Yasuda	455/573
5,519,777	*	5/1996	Kurgan et al.	379/446
5,535,274	*	7/1996	Braitberg et al.	379/446
5,568,548	*	10/1996	Replinger et al.	379/446
5,898,775	*	4/1999	Niemo et al.	379/446

* cited by examiner

Primary Examiner—Jeffrey Asch

(74) *Attorney, Agent, or Firm*—Phillip R. Wadsworth; Gregory D. Ogrod

(57) **CLAIM**

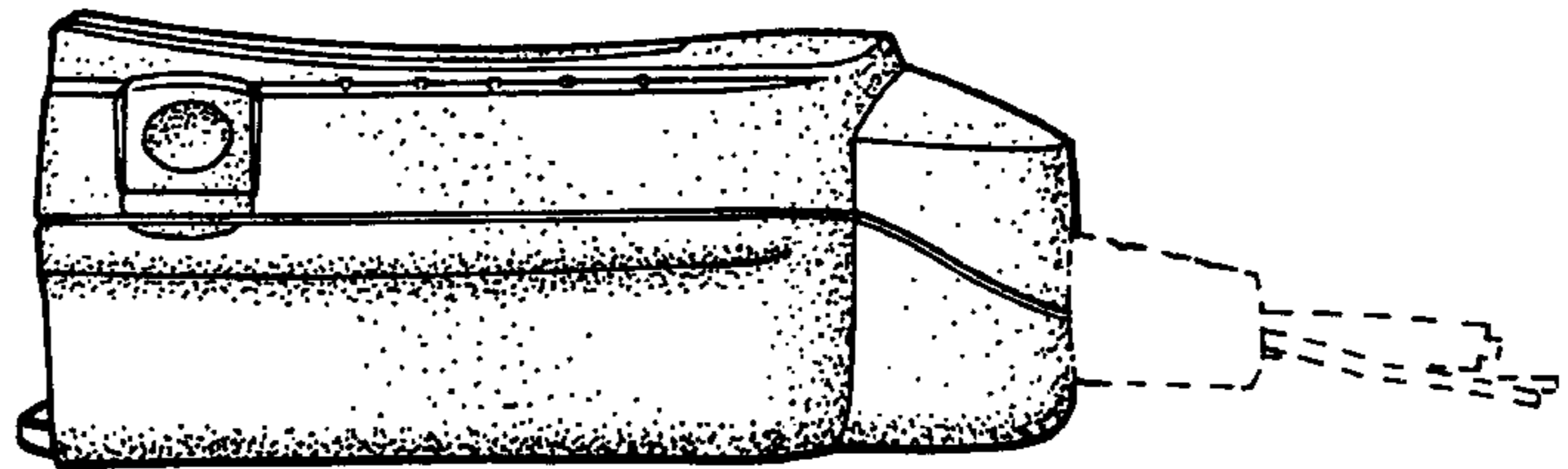
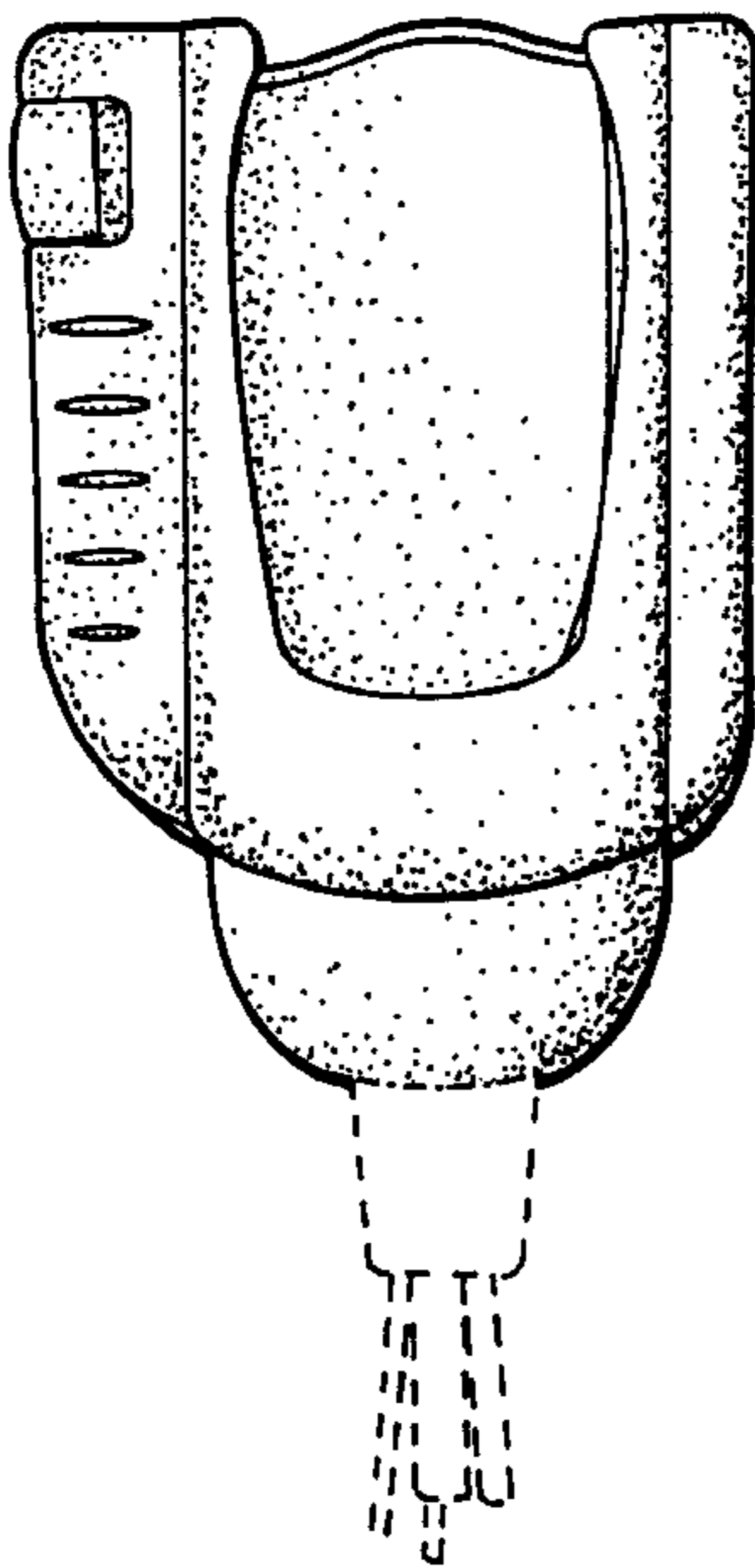
The ornamental design for a cradle for a cellular telephone, as shown and described.

DESCRIPTION

FIG. 1 is a top view of a cradle for a cellular telephone showing our new design; FIG. 2 is a left side view thereof; FIG. 3 is a right side view thereof; FIG. 4 is a front view thereof; FIG. 5 is a rear view thereof; and, FIG. 6 is a bottom view thereof.

The broken line showing of cords and a cord holder for a cellular telephone in the Figures is environmental only and forms no part of the claimed design.

1 Claim, 3 Drawing Sheets



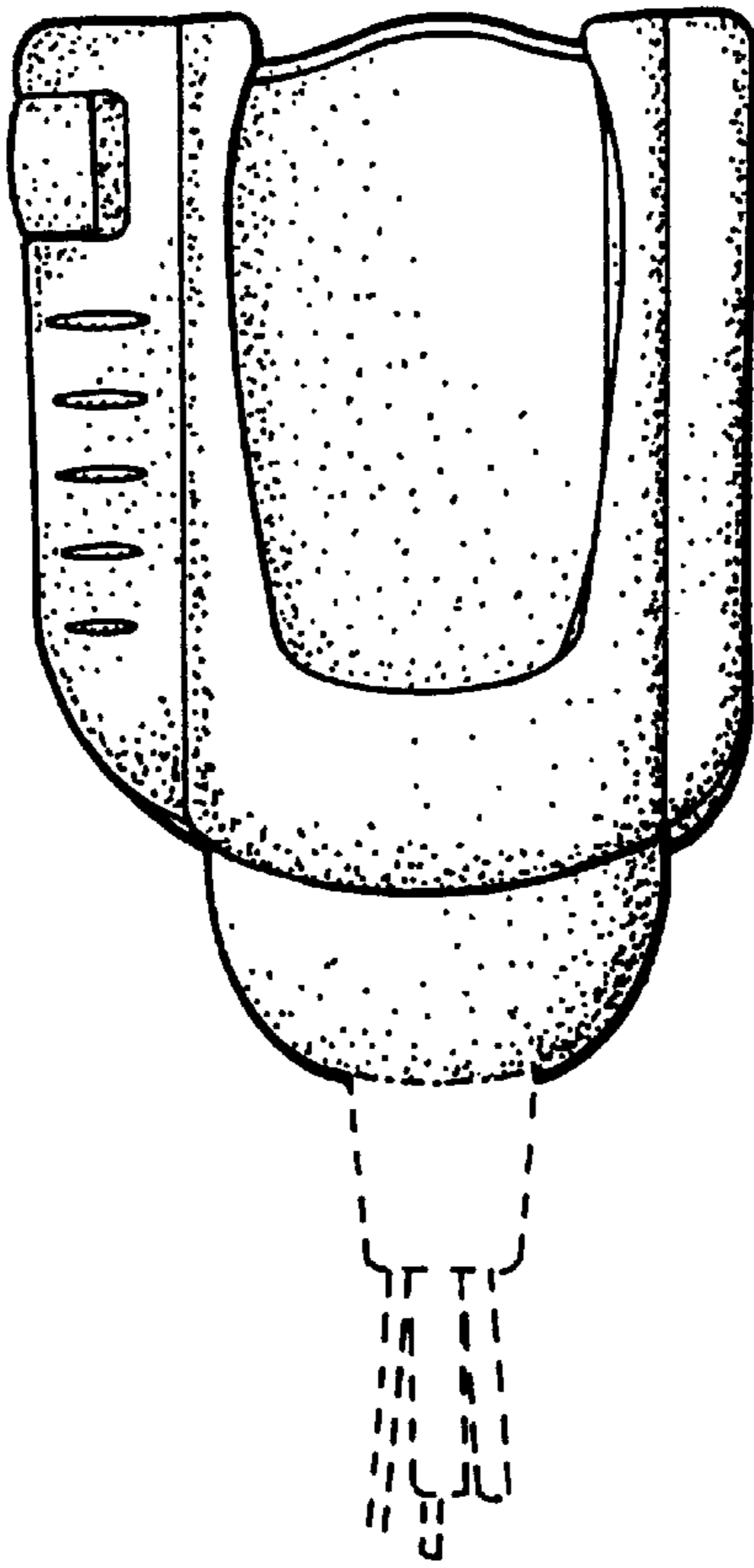


FIG. 1

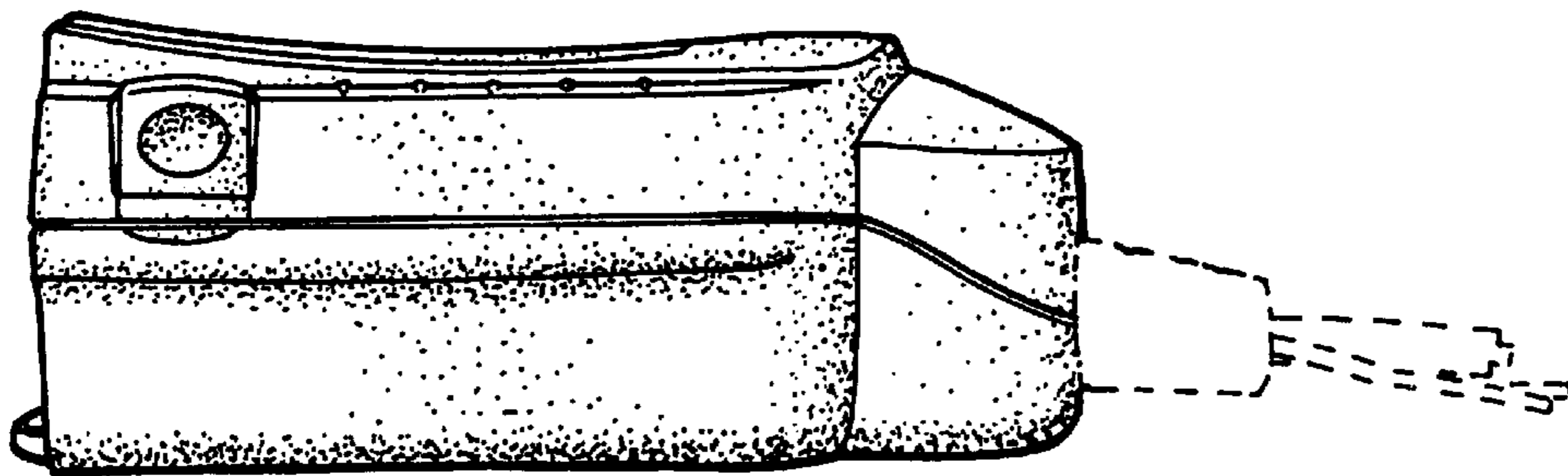


FIG. 2

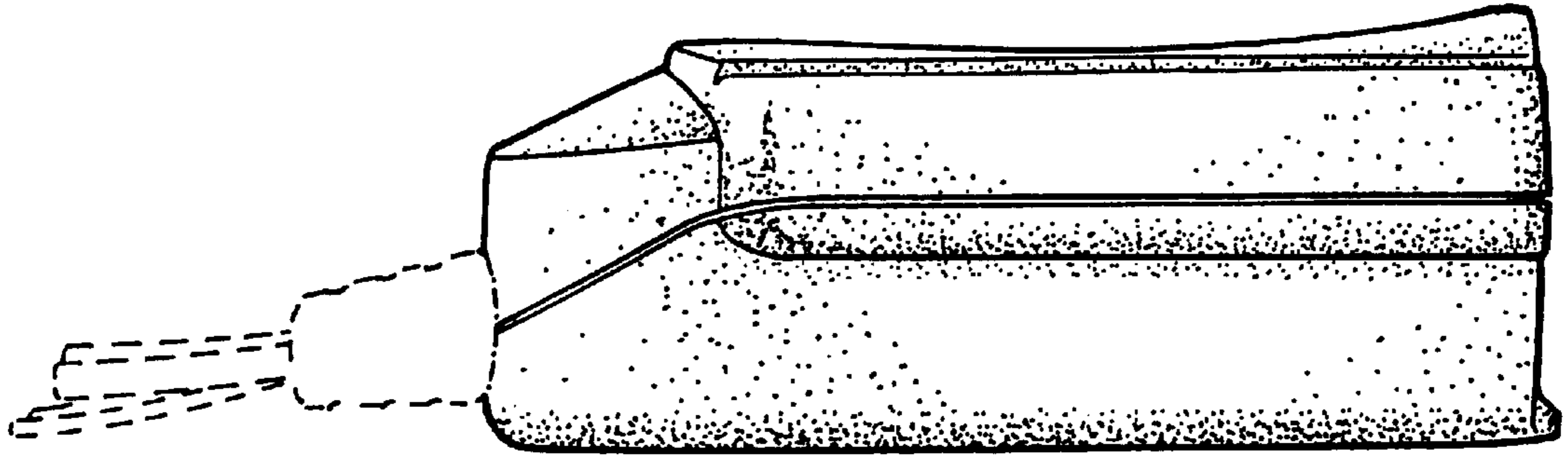


FIG. 3

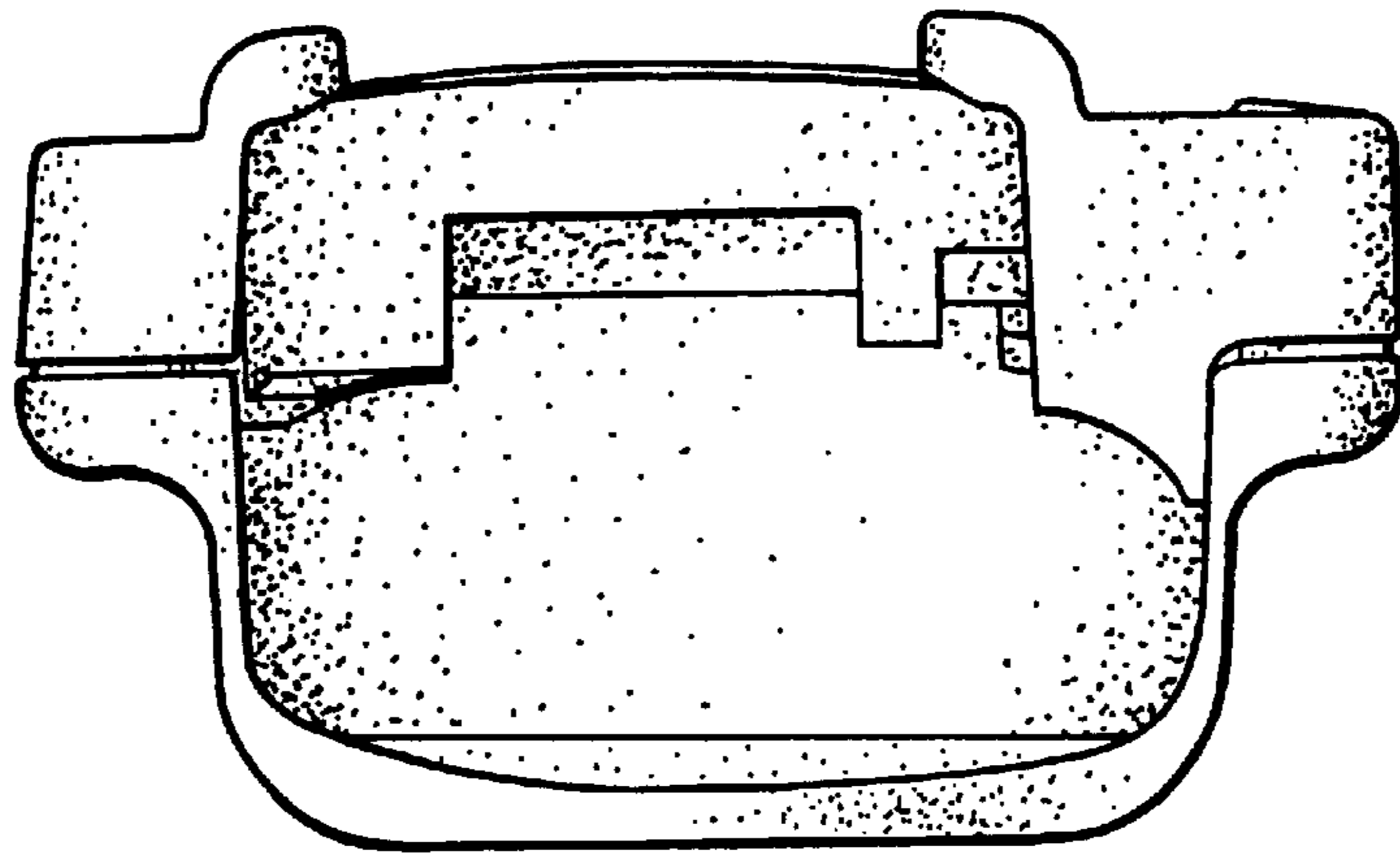


FIG. 4

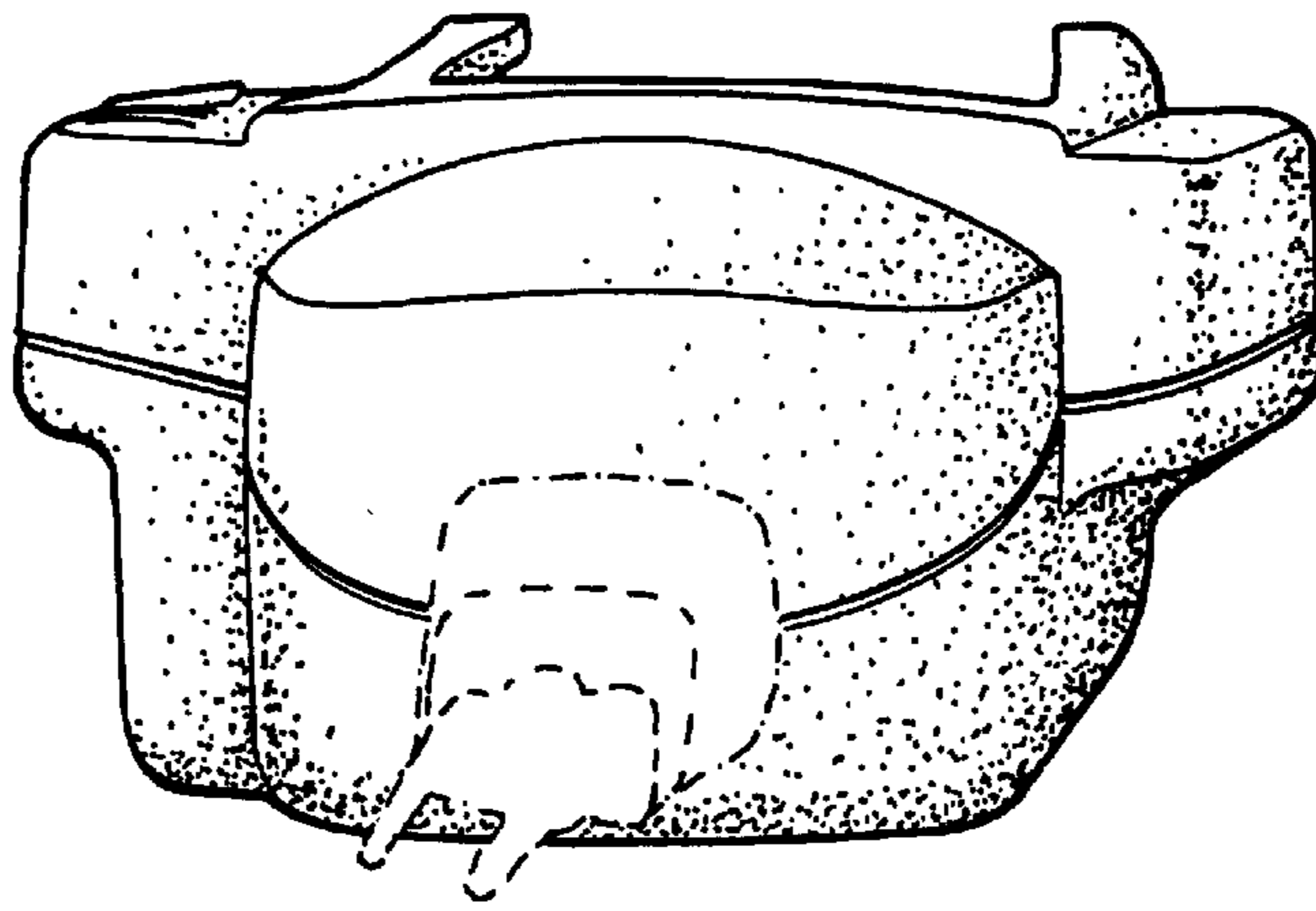


FIG. 5

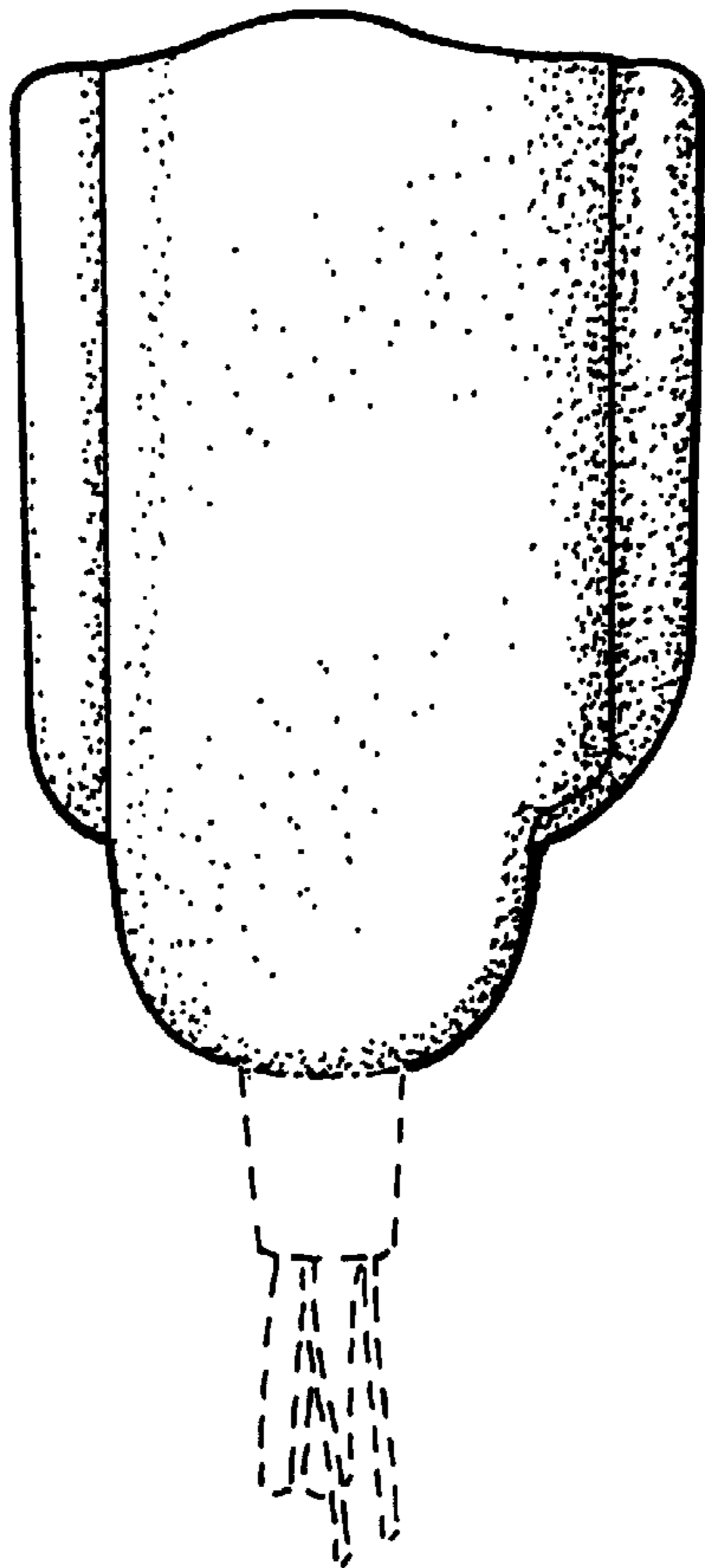


FIG. 6