



US00D439244S

(12) **United States Design Patent**
Conley

(10) **Patent No.:** **US D439,244 S**

(45) **Date of Patent:** **** Mar. 20, 2001**

(54) **PUSH-BUTTON MATRIX**

(75) **Inventor:** **W. David Conley**, Birmingham, AL (US)

(73) **Assignee:** **Bellsouth Intellectual Property Management Corporation**, Wilmington, DE (US)

(**) **Term:** **14 Years**

(21) **Appl. No.:** **29/115,511**

(22) **Filed:** **Dec. 14, 1999**

(51) **LOC (7) Cl.** **14-03**

(52) **U.S. Cl.** **D14/247**

(58) **Field of Search** D14/240, 247,
D14/137, 138, 140, 142, 147-151, 146;
379/368, 419, 420, 428, 440, 433, 434-436;
D8/2, 7

(56) **References Cited**

U.S. PATENT DOCUMENTS

- D. 237,802 * 11/1975 Klaiber D14/247
- D. 364,170 * 11/1995 Tobish D14/247
- D. 403,683 * 1/1999 Russell D14/247
- 4,386,245 * 5/1983 Nimura et al. 379/368 X

OTHER PUBLICATIONS

Tele, Swedish publication, pp. 34 & 38, Jan. 1982.*

* cited by examiner

Primary Examiner—Jeffrey Asch

(74) *Attorney, Agent, or Firm*—Kilpatrick Stockton LLP

(57) **CLAIM**

The ornamental design for a push-button matrix, as shown and described.

DESCRIPTION

FIG. 1 is a front elevational view of a first embodiment thereof;

FIG. 2 is a left side elevational view of a first embodiment thereof;

FIG. 3 is a right side elevational view of a first embodiment thereof;

FIG. 4 is a top plan view of a first embodiment thereof;

FIG. 5 is a bottom plan view of a first embodiment thereof;

FIG. 6 is a front elevational view of a second embodiment thereof;

FIG. 7 is a left side elevational view of a second embodiment thereof;



FIG. 8 is a right side elevational view of a second embodiment thereof;

FIG. 9 is a top plan view of a second embodiment thereof; and,

FIG. 10 is a bottom plan view of a second embodiment thereof.

The broken line showings of FIGS. 1-10 are for illustrative purposes only and form no part of the claimed design.

1 Claim, 2 Drawing Sheets



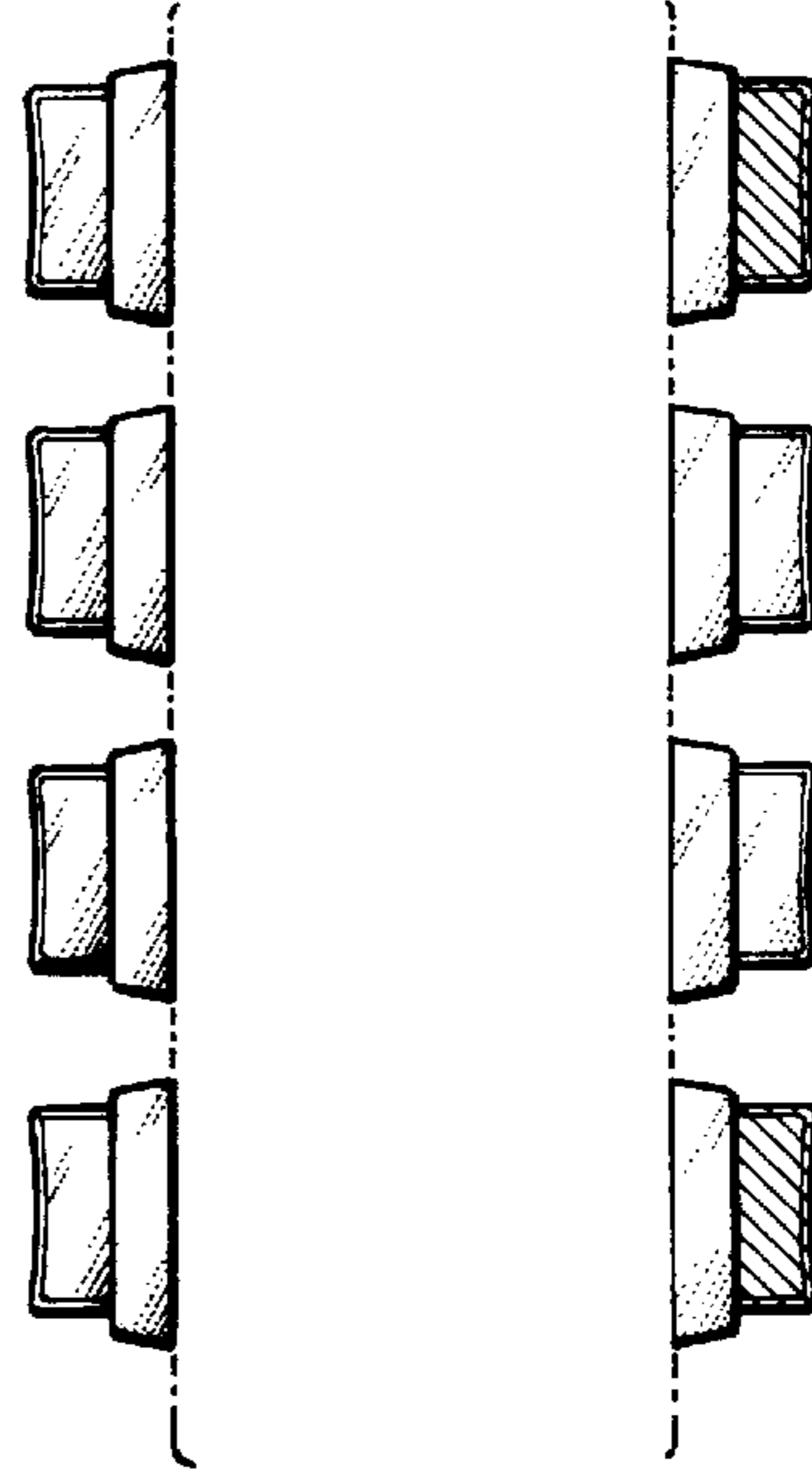



FIG 1

FIG 2

FIG 3



FIG 4



FIG 5




FIG 6



FIG 7



FIG 8



FIG 9



FIG 10