



US00D439237S

(12) **United States Design Patent**
Felix et al.

(10) **Patent No.:** **US D439,237 S**

(45) **Date of Patent:** **** Mar. 20, 2001**

(54) **LOUDSPEAKER ENCLOSURE**

(75) Inventors: **Victor E. Felix**, North Hills; **Derrick A. Rodgers**, Altadena, both of CA (US)

(73) Assignee: **Harman International Industries, Incorporated**, Northridge, CA (US)

(**) Term: **14 Years**

(21) Appl. No.: **29/101,347**

(22) Filed: **Mar. 2, 1999**

(51) **LOC (7) Cl.** **14-01**

(52) **U.S. Cl.** **D14/214**

(58) **Field of Search** D14/204, 207,
D14/209-214; 181/144-148, 150, 157,
198-199; 381/300-302, 307, 332-336,
359, 361

(56) **References Cited**

U.S. PATENT DOCUMENTS

- D. 230,489 * 2/1974 Eviritt D14/214
- D. 278,901 * 5/1985 Murphy D14/214
- D. 282,255 * 1/1986 Rose D14/214
- D. 358,818 * 5/1995 Rozier et al. D14/214
- D. 394,263 * 5/1998 Fischer D14/214

- D. 401,583 * 11/1998 Shin et al. D14/214
- 4,214,645 * 7/1980 Plourde 181/148
- 4,657,107 * 4/1987 Harwood 181/144
- 4,924,964 * 5/1990 Olson D14/210 X

OTHER PUBLICATIONS

Stereo Review, p. 47, loudspeaker, May 1986.*

* cited by examiner

Primary Examiner—Nanda Bondade

(74) *Attorney, Agent, or Firm*—Oppenheimer Wolff & Donnelly LLP


(57) **CLAIM**

The ornamental design for a loudspeaker enclosure, as shown and described.

DESCRIPTION

FIG. 1 is a front perspective view of our design;
FIG. 2 is a top view of our design;
FIG. 3 is a bottom view of our design;
FIG. 4 is a left side view of our design;
FIG. 5 is a right side view of our design;
FIG. 6 is a rear view of our design; and,
FIG. 7 is a front view of our design.

1 Claim, 4 Drawing Sheets






FIG. 1

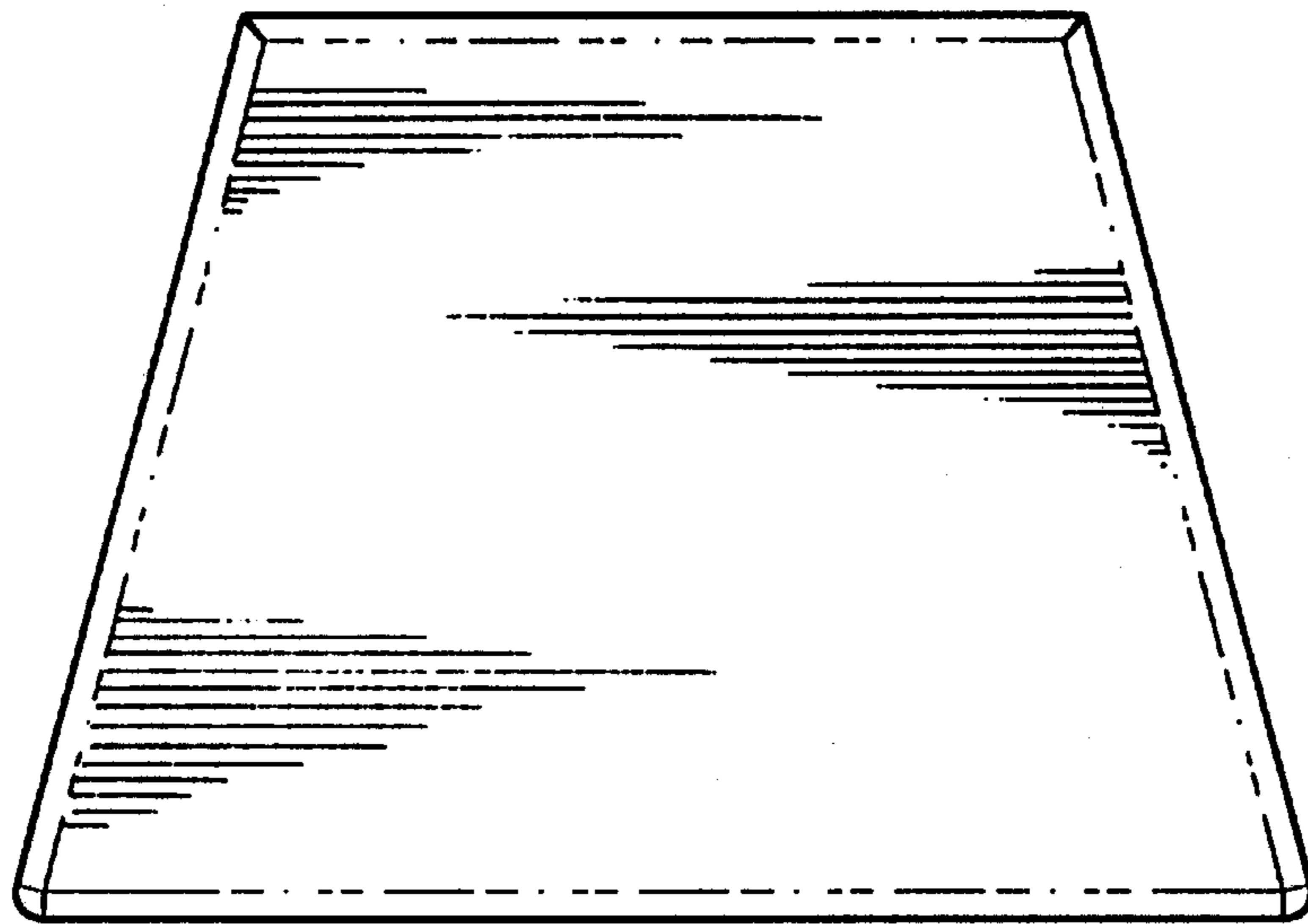


FIG. 2

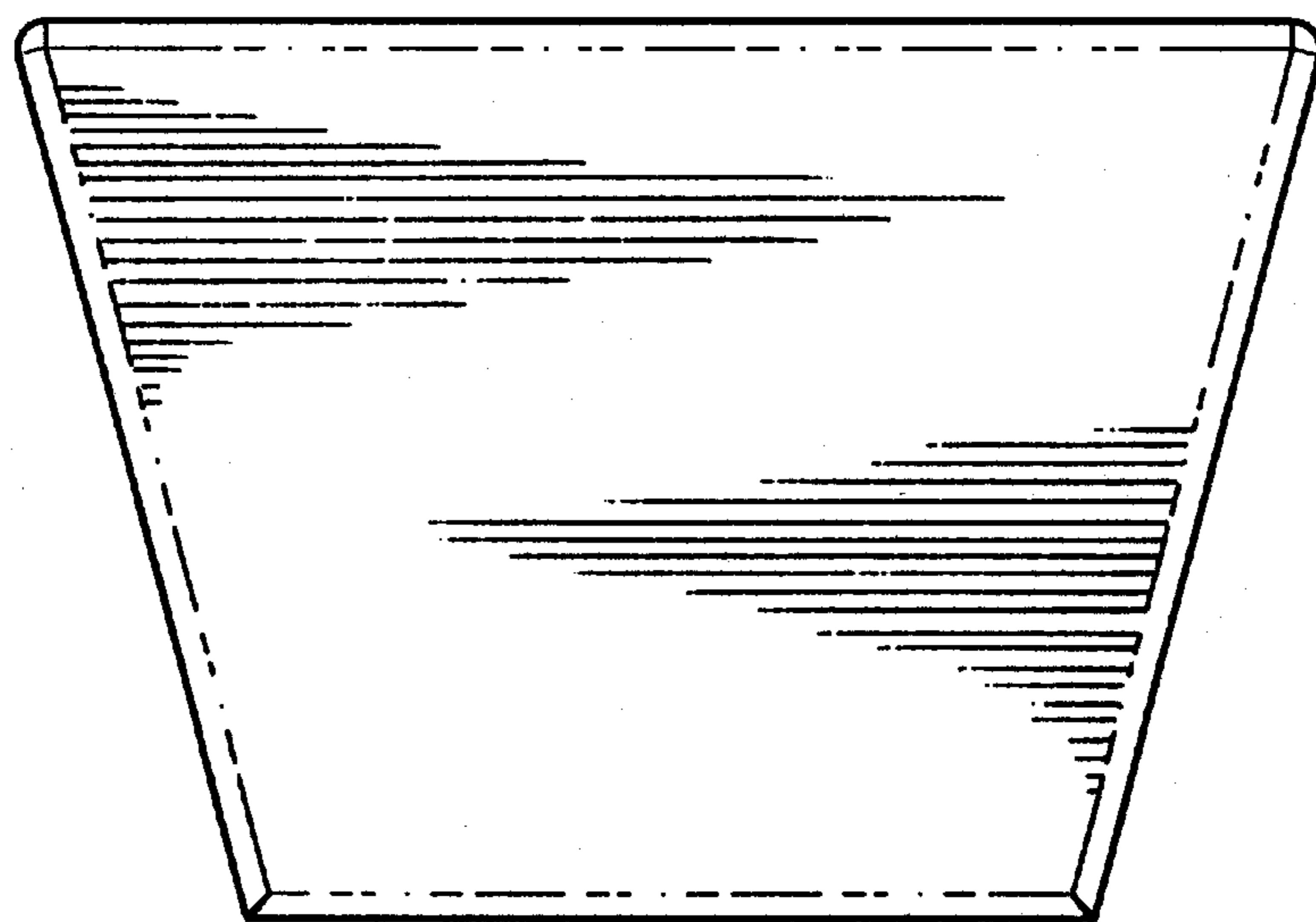


FIG. 3

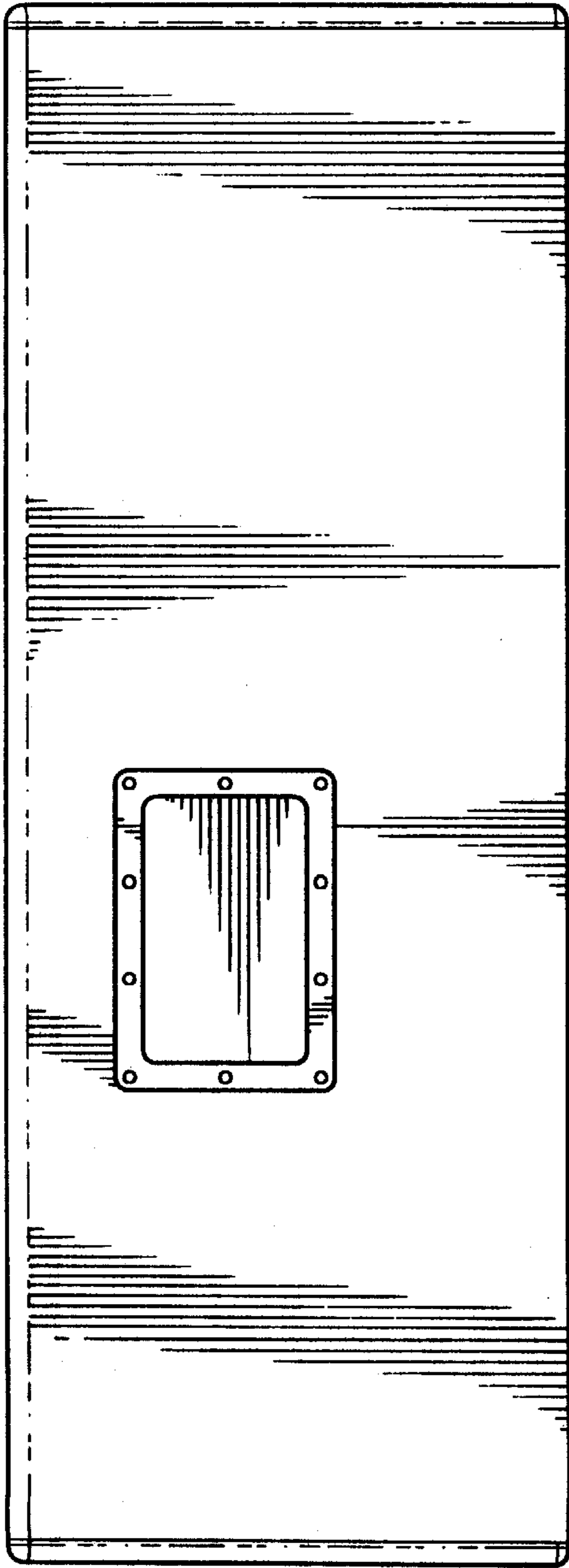


FIG. 4

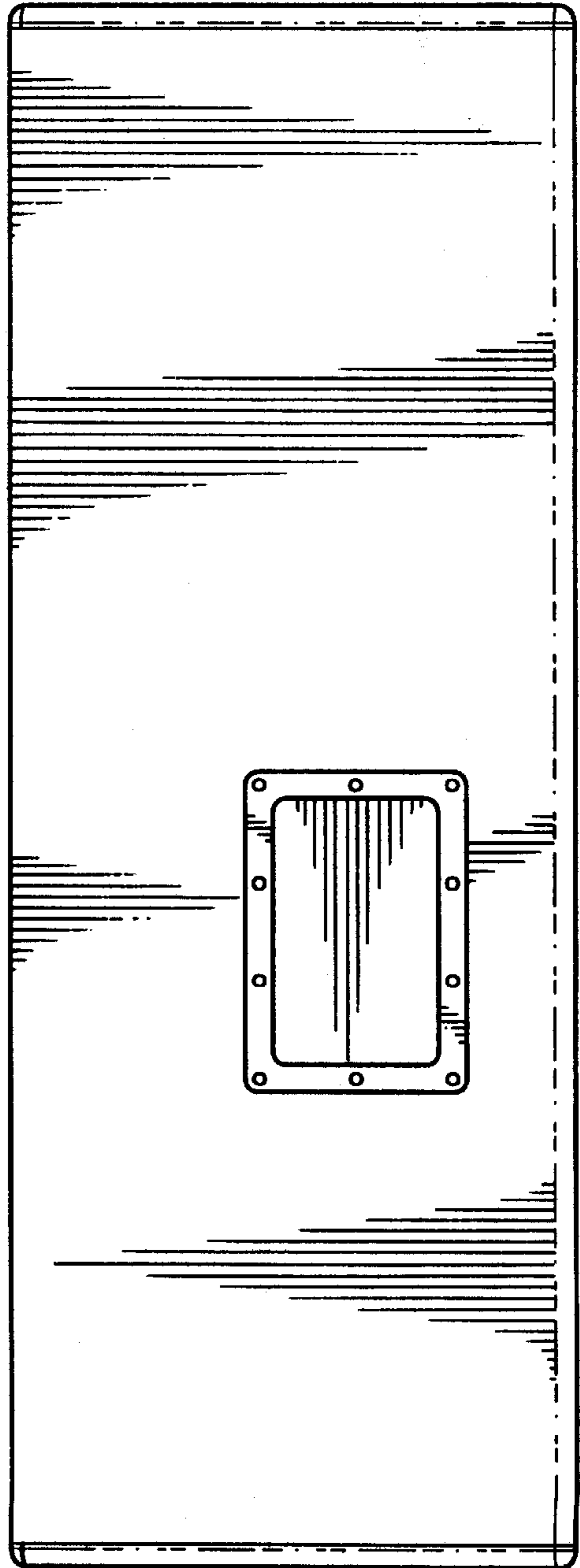


FIG. 5

FIG. 7

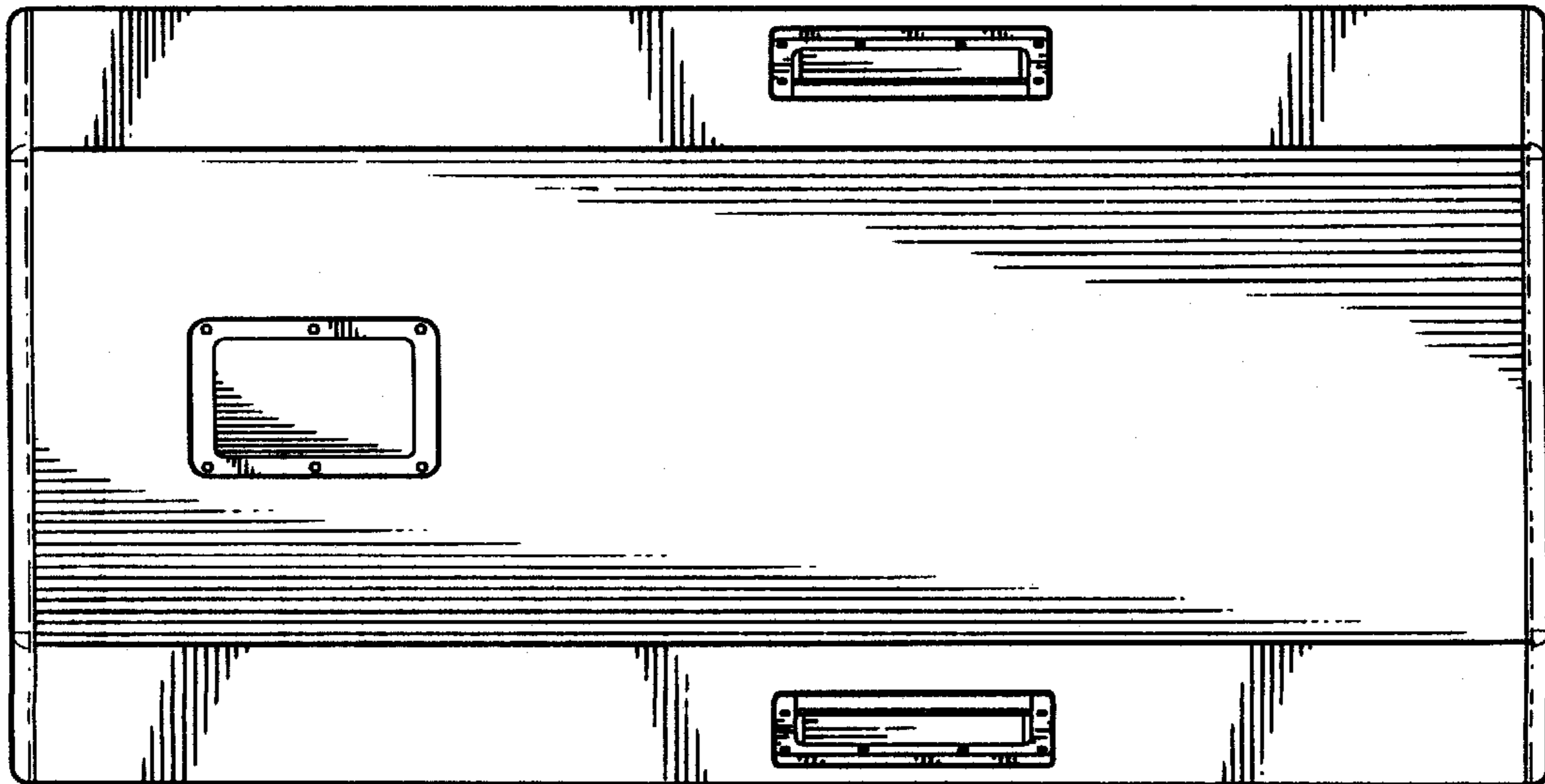



FIG. 6