



US00D439223S

(12) **United States Design Patent**
Sheckler

(10) **Patent No.:** **US D439,223 S**

(45) **Date of Patent:** **** Mar. 20, 2001**

(54) **MULTIPLE MONITOR VIDEO EDITING DEVICE**

(76) **Inventor:** **Ronald Bernard Sheckler**, 8599
Everglade Dr., Sacramento, CA (US)
95826-3644

(**) **Term:** **14 Years**

(21) **Appl. No.:** **29/121,366**

(22) **Filed:** **Apr. 5, 2000**

(51) **LOC (7) Cl.** **14-03**

(52) **U.S. Cl.** **D14/125; D14/127; D6/302**

(58) **Field of Search** **D14/125-129,**
D14/133, 371, 373, 374; 312/7.2; 348/778,
825, 836, 838, 840, 787, 789; D6/301,
302

(56) **References Cited**

U.S. PATENT DOCUMENTS

- D. 213,592 * 3/1969 Anders D14/127
- D. 232,609 * 9/1974 Bishop D6/301 X
- D. 273,109 * 3/1984 Breger D14/331 X
- D. 347,424 * 5/1994 Hill D14/125
- D. 356,080 * 3/1995 Goldfarb D14/127

- D. 380,905 * 7/1997 Key et al. D6/302
- D. 408,154 * 4/1999 Kacius D6/301
- D. 415,744 * 10/1999 Carter et al. D14/373
- 3,402,259 * 9/1968 Takahashi 348/184
- 5,264,941 * 11/1993 Nakano et al. 348/744 X
- 5,537,127 * 7/1996 Jingu D14/373 X
- 5,654,776 * 8/1997 Furuya 348/789

* cited by examiner

Primary Examiner—Catherine Tuttle

(74) *Attorney, Agent, or Firm*—Bernhard Kreten


(57) **CLAIM**

The ornamental design for a multiple monitor video editing device, as shown and described.

DESCRIPTION

FIG. 1 is a perspective view of a multiple monitor video editing device showing my new design;
 FIG. 2 is a side view, the opposite side being identical thereto;
 FIG. 3 is a top view, the bottom being identical thereto;
 FIG. 4 is a front view thereof; and,
 FIG. 5 is a rear view thereof.

1 Claim, 2 Drawing Sheets



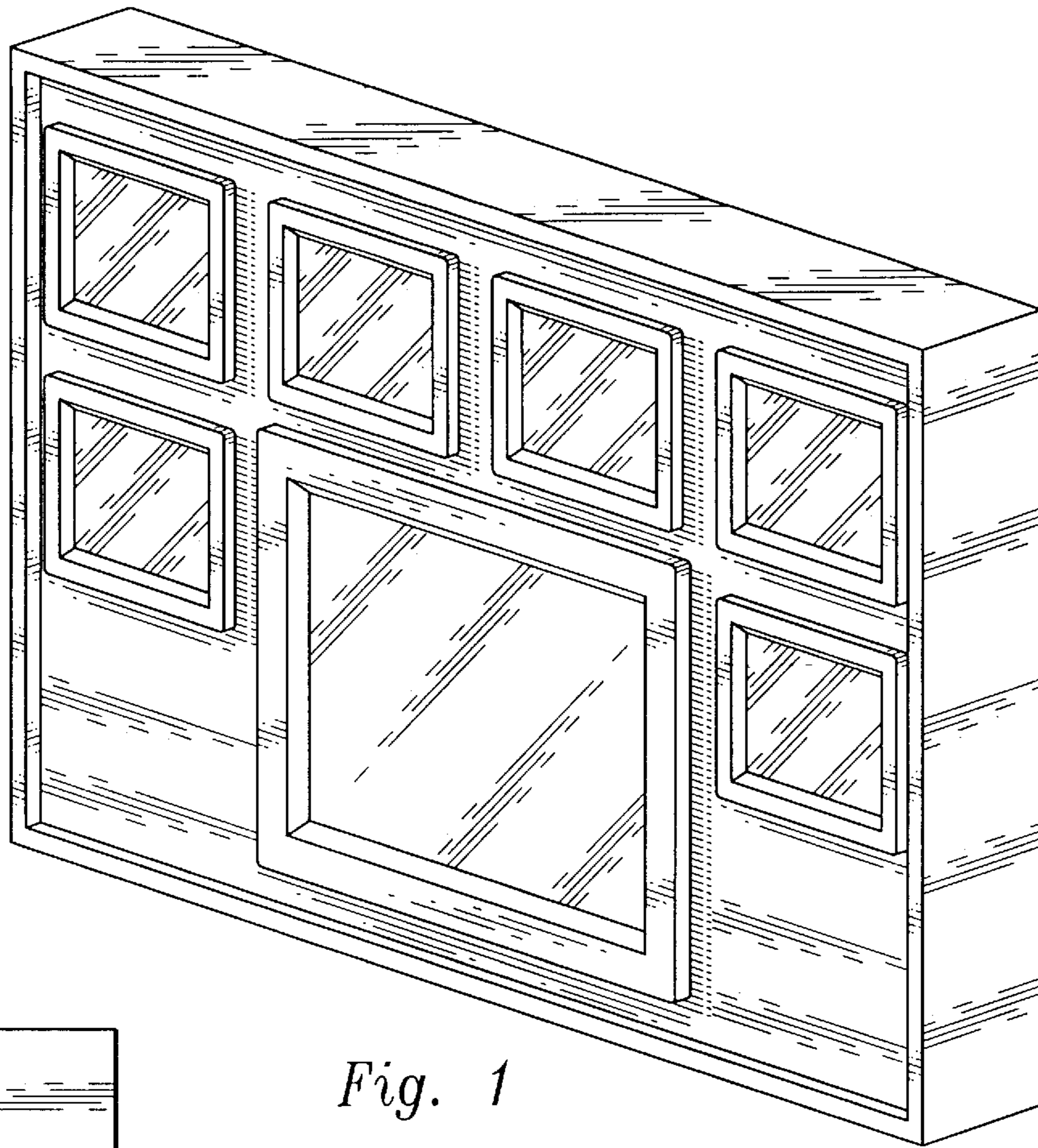


Fig. 1



Fig. 2



Fig. 3




Fig. 4




Fig. 5