



US00D439214S

(12) **United States Design Patent**
Cockerham et al.

(10) **Patent No.:** **US D439,214 S**

(45) **Date of Patent:** **** Mar. 20, 2001**

(54) **MAGNETIC ARM ORNAMENT FOR DOOR OF MOTOR VEHICLE**

D. 310,109 * 8/1990 Vega D20/32
D. 326,122 * 5/1992 Wilson D11/160 X
D. 401,202 * 11/1998 Washington, Sr. D12/200

(76) Inventors: **James Cockerham; Jeff McLean**, both of 44 Hemingford Place, Whitby, Ontario (CA), L1R 1E7

* cited by examiner

(**) Term: **14 Years**

Primary Examiner—Stacia Cadmus

(74) *Attorney, Agent, or Firm*—Birch, Stewart, Kolasch & Birch, LLP

(21) Appl. No.: **29/128,801**

(57) **CLAIM**

(22) Filed: **Sep. 1, 2000**

The ornamental design for a magnetic arm ornament for door of motor vehicle, as shown and described.

(51) **LOC (7) Cl.** **12-16**

DESCRIPTION

(52) **U.S. Cl.** **D12/400; D11/160**

(58) **Field of Search** D12/400, 190, D12/197-201; D13/183; D11/136, 160; D20/11, 32-33; 40/411, 413-414, 538, 586; 428/31, 3

FIG. 1 is a top perspective view of the magnetic arm ornament for door of motor vehicle of the present invention; FIG. 2 is a top plan view thereof; FIG. 3 is a side view from the top thereof; FIG. 4 is a side view from the bottom thereof; FIG. 5 is a side view from the left side thereof; FIG. 6 is a side view from the right side thereof; and, FIG. 7 is a bottom plan view thereof.

(56) **References Cited**

U.S. PATENT DOCUMENTS

D. 58,098 * 6/1921 Morrill D20/32
D. 241,316 * 9/1976 Hoskins D11/160 X

1 Claim, 2 Drawing Sheets

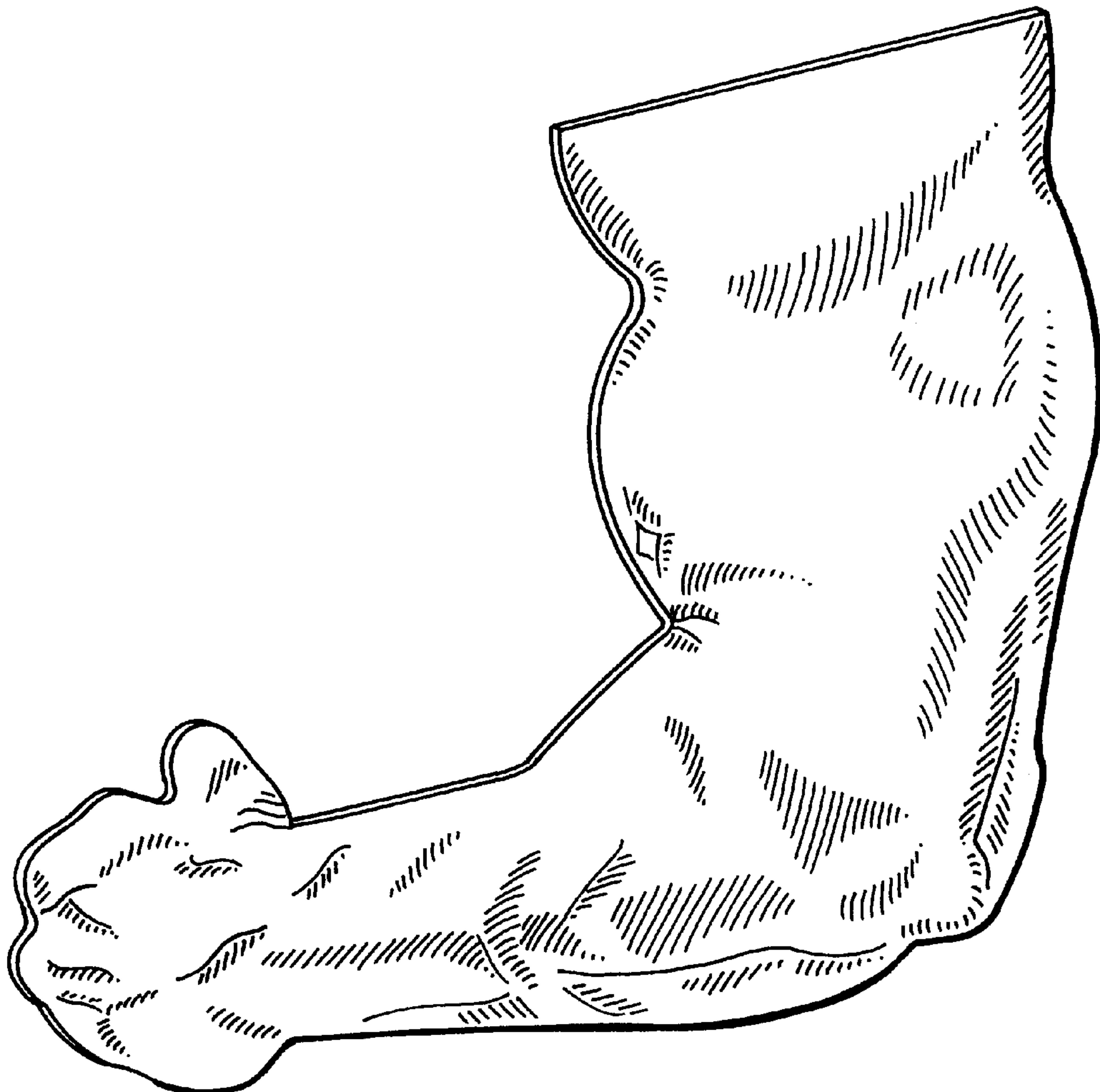


FIG. 1.

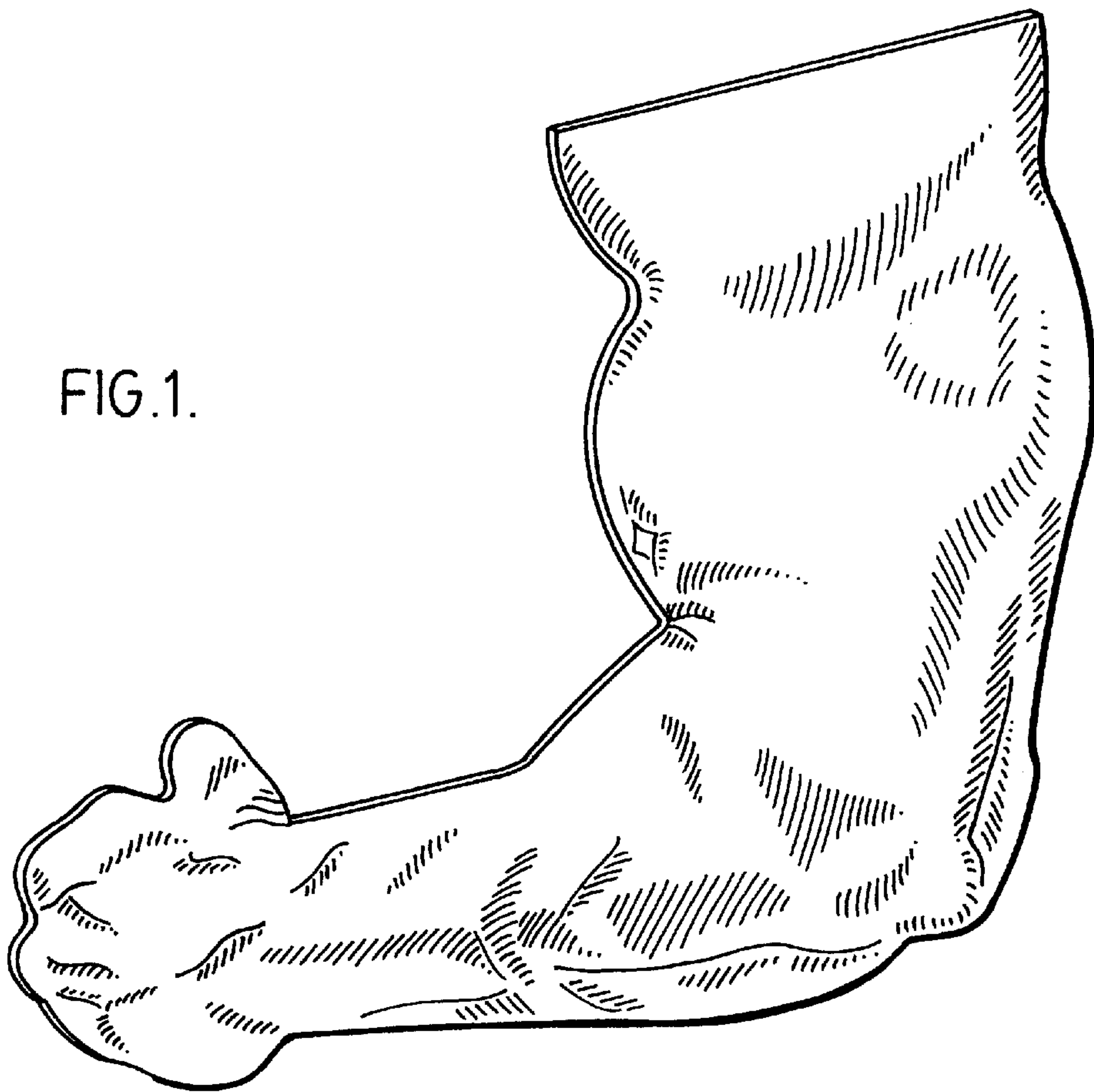


FIG. 2.

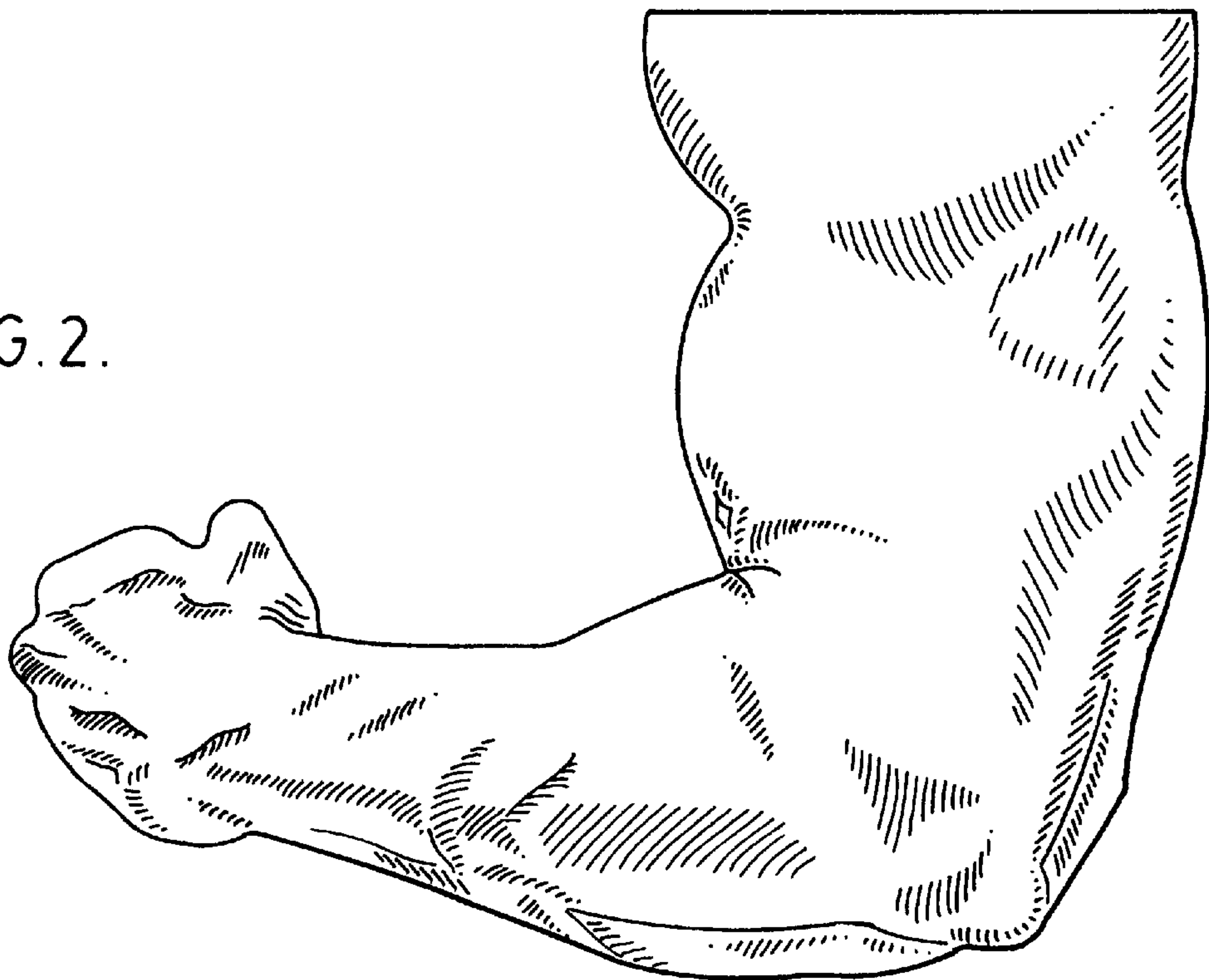




FIG. 3.

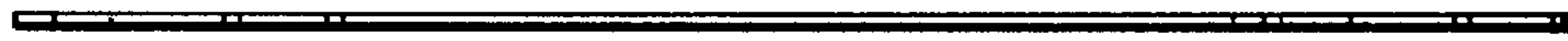


FIG. 4.

FIG. 5.



FIG. 6.



FIG. 7.

