



US00D439212S

(12) **United States Design Patent**
Neeper

(10) **Patent No.:** **US D439,212 S**

(45) **Date of Patent:** **** Mar. 20, 2001**

(54) **VEHICLE-WHEEL FRONT FACE**

(75) Inventor: **Mark D. Neeper**, Denver, CO (US)

(73) Assignee: **Mobile Hi-Tech Wheels**, Torrance, CA (US)

(**) Term: **14 Years**

(21) Appl. No.: **29/116,202**

(22) Filed: **Dec. 28, 1999**

(51) **LOC (7) Cl.** **12-16**

(52) **U.S. Cl.** **D12/211**

(58) **Field of Search** D12/204-211;
301/37.1, 64.1, 65

D. 409,968	*	5/1999	Goplen	D12/211
D. 412,693	*	8/1999	Kulla	D12/211
D. 415,094	*	10/1999	Neeper	D12/211
D. 419,512	*	1/2000	Sacco et al.	D12/209
D. 421,590	*	3/2000	Sacco et al.	D12/209
D. 428,377	*	7/2000	Kubosaki et al.	D12/209
D. 433,987	*	11/2000	Couzyn et al.	D12/211

* cited by examiner

Primary Examiner—Stacia Cadmus

(74) *Attorney, Agent, or Firm*—Christie, Parker & Hale, LLP

(57) **CLAIM**

The ornamental design for a vehicle-wheel front face, as shown and described.

DESCRIPTION

FIG. 1 is a perspective view of a vehicle-wheel front face according to my new design;

FIG. 2 is a front elevational view thereof; and,

FIG. 3 is a side elevational view thereof, taken from the left side of FIG. 2.

Portions of the wheel depicted in broken line are for illustrative purposes only, and form no part of the claimed design.

1 Claim, 3 Drawing Sheets

(56) **References Cited**

U.S. PATENT DOCUMENTS

D. 277,661	*	2/1985	Cafaro et al.	D12/211
D. 302,264	*	7/1989	Soederberg	D12/209
D. 307,572	*	5/1990	De Lespinay	D12/211
D. 336,886	*	6/1993	Mikawa	D12/211
D. 337,563	*	7/1993	Boselli	D12/209
D. 361,976	*	9/1995	Echazabal et al.	D12/211
D. 374,646	*	10/1996	Abbott	D12/209
D. 409,553	*	5/1999	Neeper	D12/211




FIG. 1

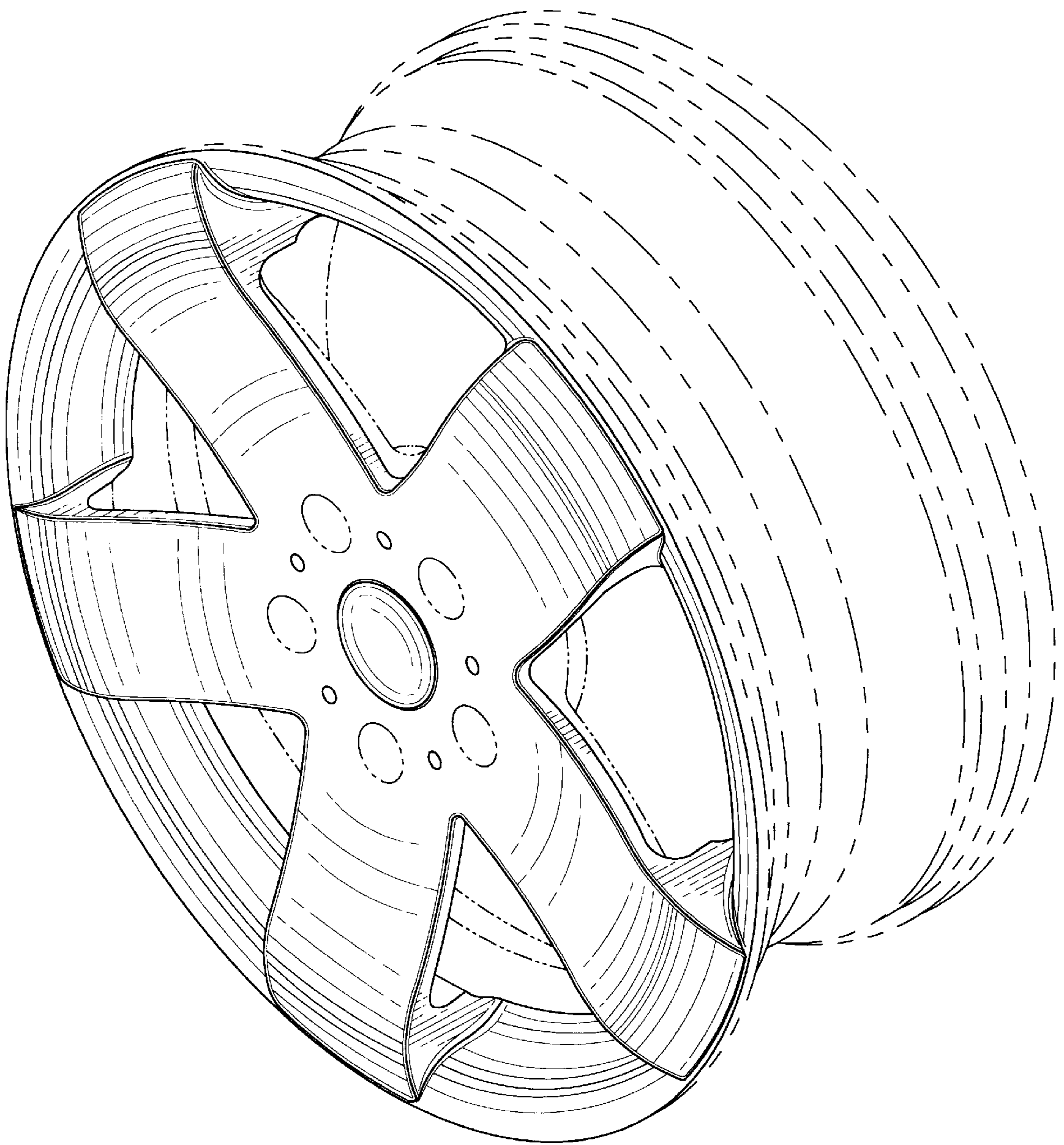


FIG. 2

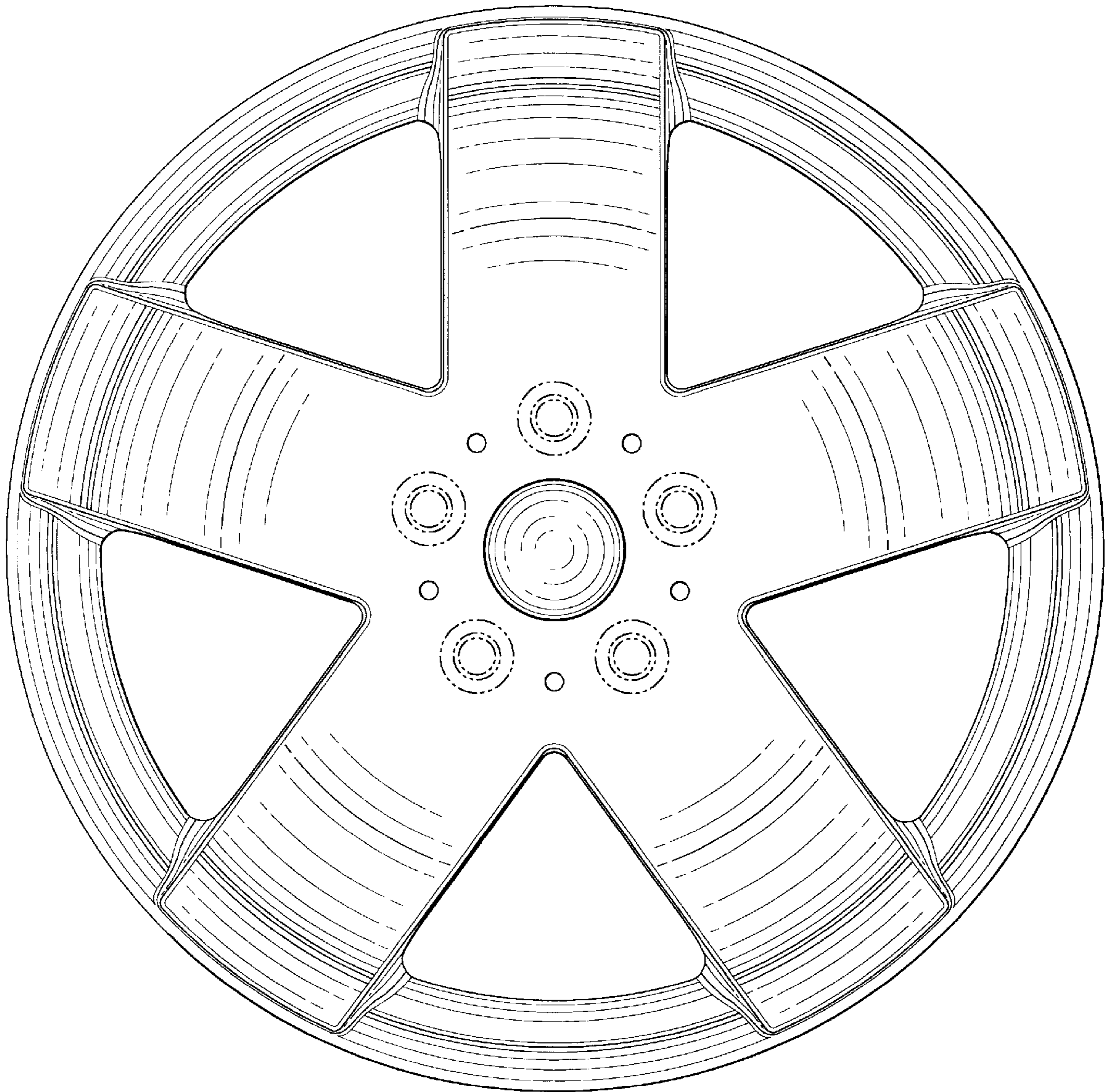


FIG. 3

