



US00D439204S

(12) **United States Design Patent**
Odette et al.

(10) **Patent No.:** **US D439,204 S**

(45) **Date of Patent:** **** Mar. 20, 2001**

(54) **AUTOMOBILE BODY**

(75) Inventors: **Thomas C. Odette**, deceased, late of Bloomfield Hills; by **Patricia Makohon**, legal representative, Bloomfield Township; **John D. Bucci**, Rochester Hills; **Ernest J. Barry**; **Robert N. Hubbach**, both of Clarkston; **K. Neil Walling**, Leonard, all of MI (US)

(73) Assignee: **DaimlerChrysler Corporation**, Auburn Hills, MI (US)

(**) Term: **14 Years**

(21) Appl. No.: **29/116,704**

(22) Filed: **Jan. 7, 2000**

(51) **LOC (7) Cl.** **12-08**

(52) **U.S. Cl.** **D12/92**

(58) **Field of Search** D12/90-92; 296/185

(56) **References Cited**

U.S. PATENT DOCUMENTS

D. 345,324	3/1994	Bucci et al.	D12/92
D. 347,200	5/1994	Anness et al.	D12/92
D. 350,086	8/1994	Kong et al.	D12/92
D. 356,758	3/1995	Ackerman et al.	D12/92
D. 361,046	8/1995	Watkins et al.	D12/92
D. 370,876	6/1996	Santoro et al.	D12/92
D. 378,203	2/1997	Huang	D12/92
D. 391,522	3/1998	Hall et al.	D12/92

D. 394,829	6/1998	Hubbach et al.	D12/92
D. 396,664	8/1998	Boniface et al.	D12/92
D. 405,389	2/1999	Trostle et al.	D12/92
D. 406,550	3/1999	Castiglione et al.	D12/92
D. 413,083	8/1999	Odette et al.	D12/92
D. 415,069	* 10/1999	Odette et al.	D12/92
D. 420,940	* 2/2000	McMahon et al.	D12/92

* cited by examiner

Primary Examiner—Melody N. Brown

(74) *Attorney, Agent, or Firm*—Mark P. Calcaterra

(57) **CLAIM**

The ornamental design for an automobile body, as shown and described.

DESCRIPTION

FIG. 1 is a front perspective view illustrating an automobile body constructed in accordance with the teachings of the present invention.

FIG. 2 is a rear perspective view thereof.

FIG. 3 is a left side view thereof, it will be understood that the side opposite to that shown is a substantial mirror image thereof.


FIG. 4 is a front view thereof; and,

FIG. 5 is a rear view thereof.

It will be understood that the broken line showing of the wheels and tires throughout the drawings is for illustrative purposes only and forms no part of the subject invention.

It will be further understood that the top is plain and unornamented.

1 Claim, 4 Drawing Sheets



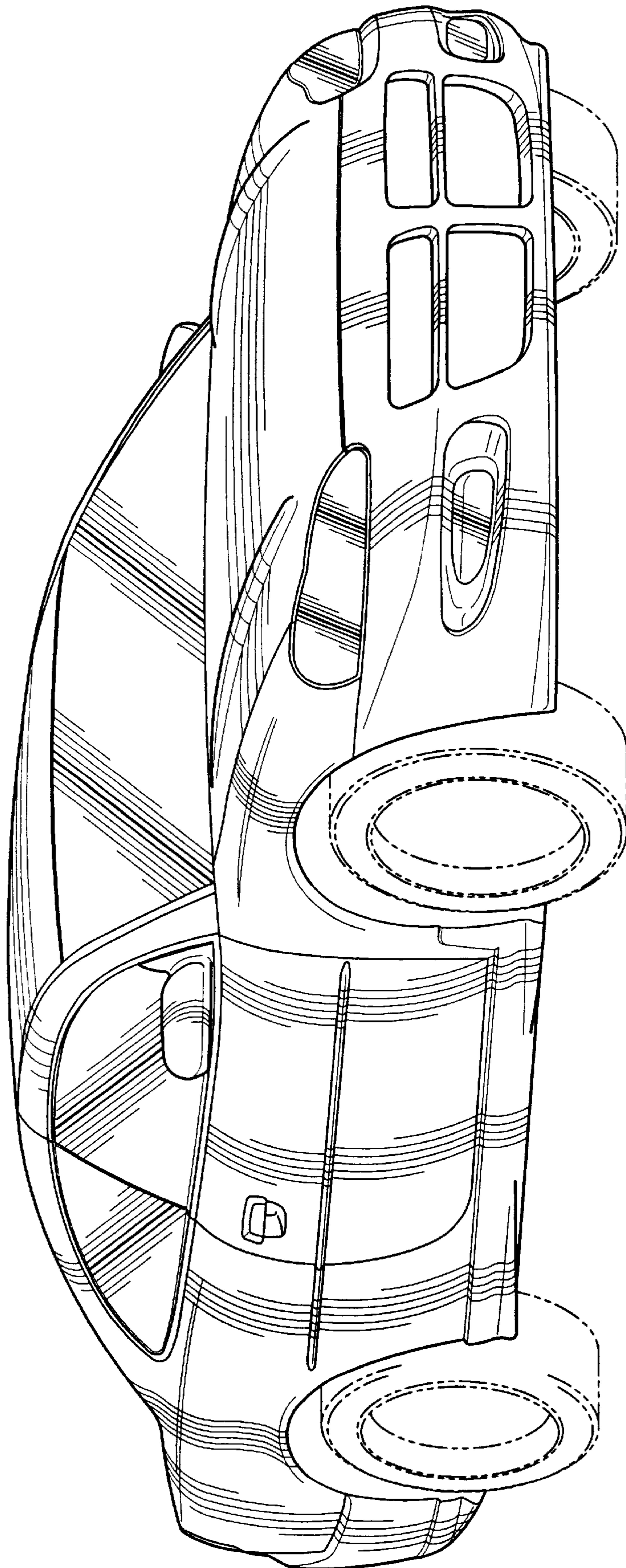


Fig-1

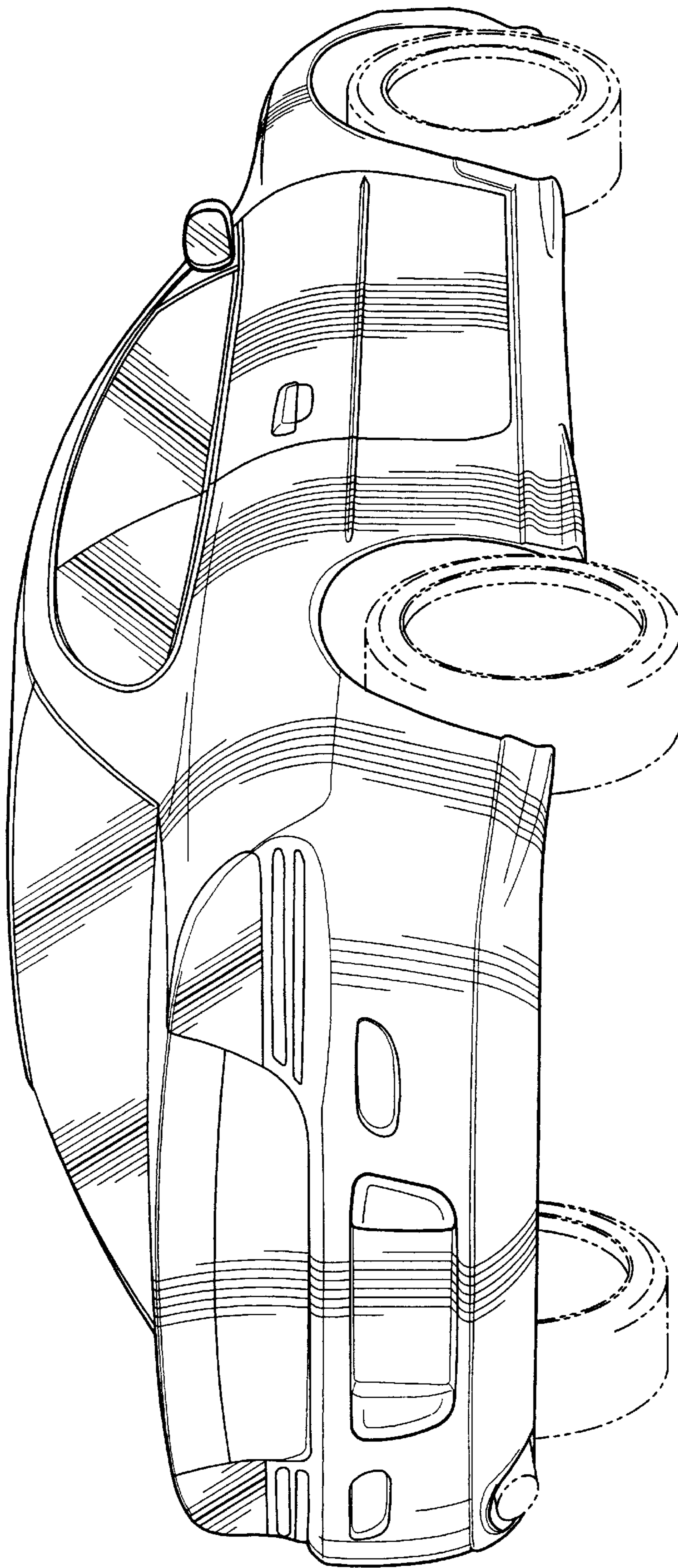


Fig-2

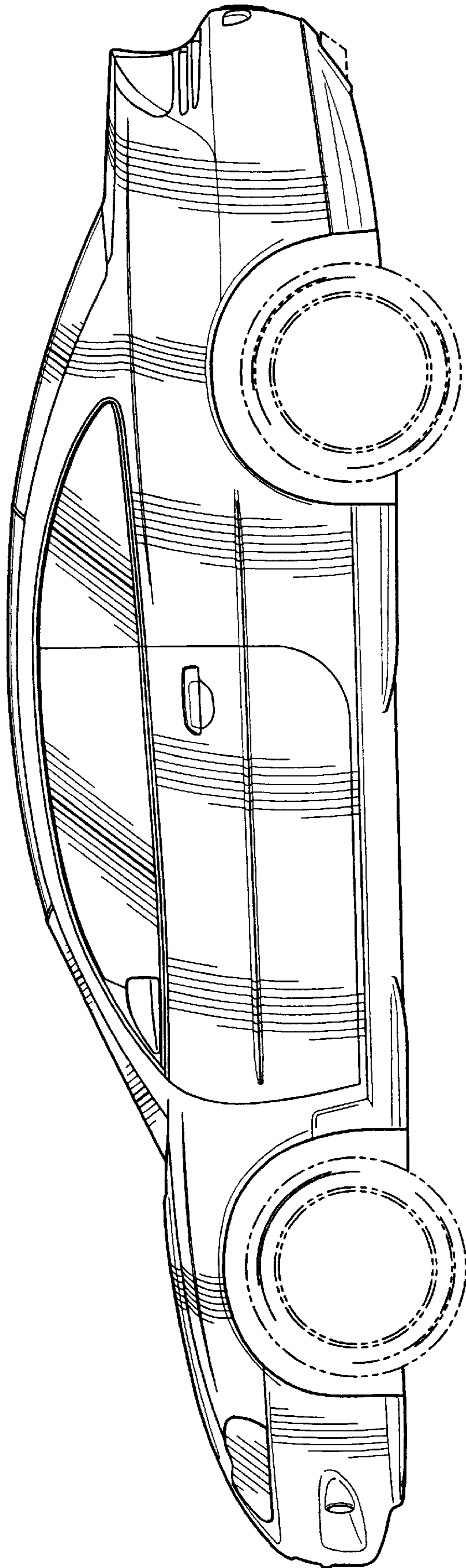


Fig-3

Fig-4





Fig-5