



US00D439186S

(12) **United States Design Patent**
Kovens et al.

(10) **Patent No.:** **US D439,186 S**

(45) **Date of Patent:** **** Mar. 20, 2001**

(54) **CHIME HOUSING**

(75) Inventors: **Michael L. Kovens**, Baltimore, MD
(US); **Lai Chiu**, Hong Kong (CN)

(73) Assignee: **Universal Security Instruments**,
Owings Mill, MD (US)

(**) Term: **14 Years**

(21) Appl. No.: **29/122,807**

(22) Filed: **May 4, 2000**

(51) **LOC (7) Cl.** **10-05**

(52) **U.S. Cl.** **D10/118**

(58) **Field of Search** D10/104, 116,
D10/118, 121; 340/384.1, 384.3, 384.7,
388.1, 390.1, 391.1, 392.2, 392.4, 404,
405, 406, 407

(56) **References Cited**

U.S. PATENT DOCUMENTS

- D. 264,196 5/1982 Doggart .
- D. 274,992 8/1984 Levin .
- D. 275,088 8/1984 Kachi et al. .
- D. 280,082 8/1985 Levin et al. .
- D. 284,175 * 6/1986 Levin D10/118
- D. 294,471 * 3/1988 Levin et al. D10/118

- D. 355,143 2/1995 Lee et al. .
- D. 380,167 * 6/1997 Ryan D10/118
- D. 382,502 8/1997 Ryan .
- D. 392,577 3/1998 Pun .
- D. 410,404 6/1999 Scheibe .

* cited by examiner

Primary Examiner—Marcus A. Jackson

(74) *Attorney, Agent, or Firm*—Cahn & Samuels, LLP.

(57) **CLAIM**

The ornamental design for a chime housing, as shown and described.

DESCRIPTION

FIG. 1 is a top photographic view of an embodiment of the chime housing according to the invention.

FIG. 2 is a first side photographic view of the chime housing according to FIG. 1.


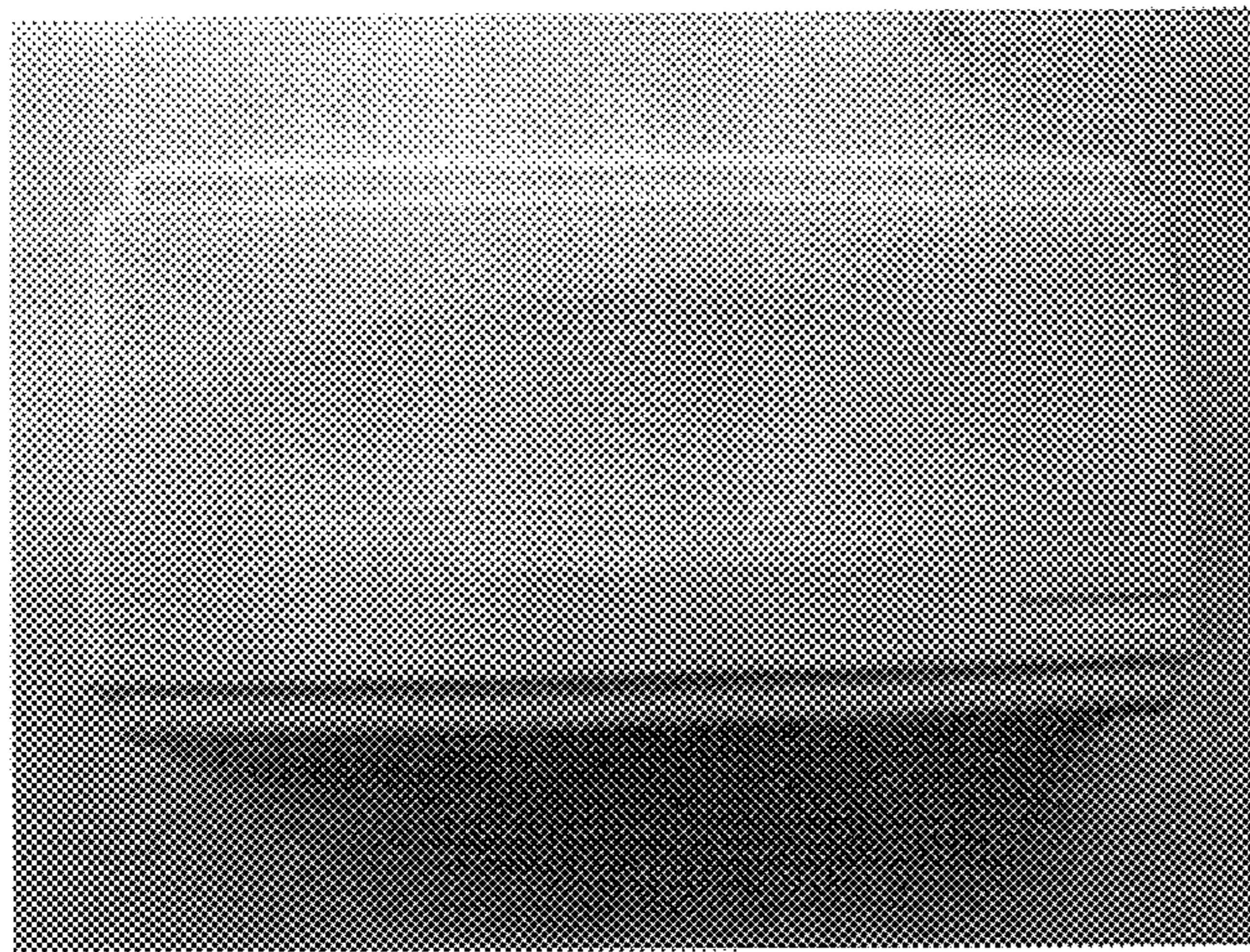
FIG. 3 is a second side photographic view of the chime housing according to FIG. 1.

FIG. 4 is a perspective side photographic view of the chime housing according to FIG. 1.

FIG. 5 is a first bottom photographic view of the chime housing according to FIG. 1; and,

FIG. 6 is a second bottom photographic view of the chime housing according to FIG. 1.

1 Claim, 2 Drawing Sheets






FIG. 1

FIG. 2





FIG. 3

FIG. 4




FIG. 5





FIG. 6