



US00D439160S

(12) **United States Design Patent**
Abayhan et al.

(10) **Patent No.:** **US D439,160 S**
(45) **Date of Patent:** **** Mar. 20, 2001**

(54) **CONTAINER**

(75) Inventors: **Ayberk Abayhan**, Buffalo Grove;
James N. Gomoll, Lindenhurst; **Robert S. Schlaupitz**, Wadsworth; **Thomas J. Hayes**, McHenry, all of IL (US)

(73) Assignee: **Tenneco Packaging Inc.**, Lake Forest, IL (US)

(**) Term: **14 Years**

(21) Appl. No.: **29/110,367**

(22) Filed: **Sep. 3, 1999**

(51) **LOC (7) Cl.** **09-07**

(52) **U.S. Cl.** **D9/429; D9/428; D9/423; D9/425**

(58) **Field of Search** D9/422-425, 428, D9/429, 431, 432, 418; 206/541, 226, 770-773, 775-783, 508; 229/109, 116.1, 406, 4.5, 938; 220/556, 4.23, 4.25, 4.26

(56) **References Cited**

U.S. PATENT DOCUMENTS

- Re. 28,059 7/1974 Mounts et al. .
- Re. 29,415 9/1977 Ricobene et al. .
- Re. 32,739 8/1988 Terauds .
- D. 45,254 2/1914 Dalton .
- D. 50,459 3/1917 Andrews .
- D. 66,776 3/1925 McDonald .
- D. 67,011 4/1925 Clark .
- D. 69,071 12/1925 Goodwin .
- D. 71,991 2/1927 Walker .
- D. 72,702 5/1927 Farber .
- D. 82,327 10/1930 Kempter .
- D. 82,736 12/1930 Farber .
- D. 92,457 6/1934 Forman .
- D. 93,461 10/1934 Vaulchier .
- D. 96,461 8/1935 Franklin .
- D. 102,862 1/1937 Sebring .
- D. 103,307 2/1937 Cory .
- D. 114,173 4/1939 Cruveilher .

(List continued on next page.)

FOREIGN PATENT DOCUMENTS

- 645683 3/1964 (BE) .
- 790950 7/1968 (CA) .
- 1109419 9/1981 (CA) .

(List continued on next page.)

OTHER PUBLICATIONS

Tenneco Packaging, p. 86, Jan. 1996.*

Primary Examiner—Prabhakar Deshmukh

(74) *Attorney, Agent, or Firm*—Ronald B. Coolley; Jenkins & Gilchrist

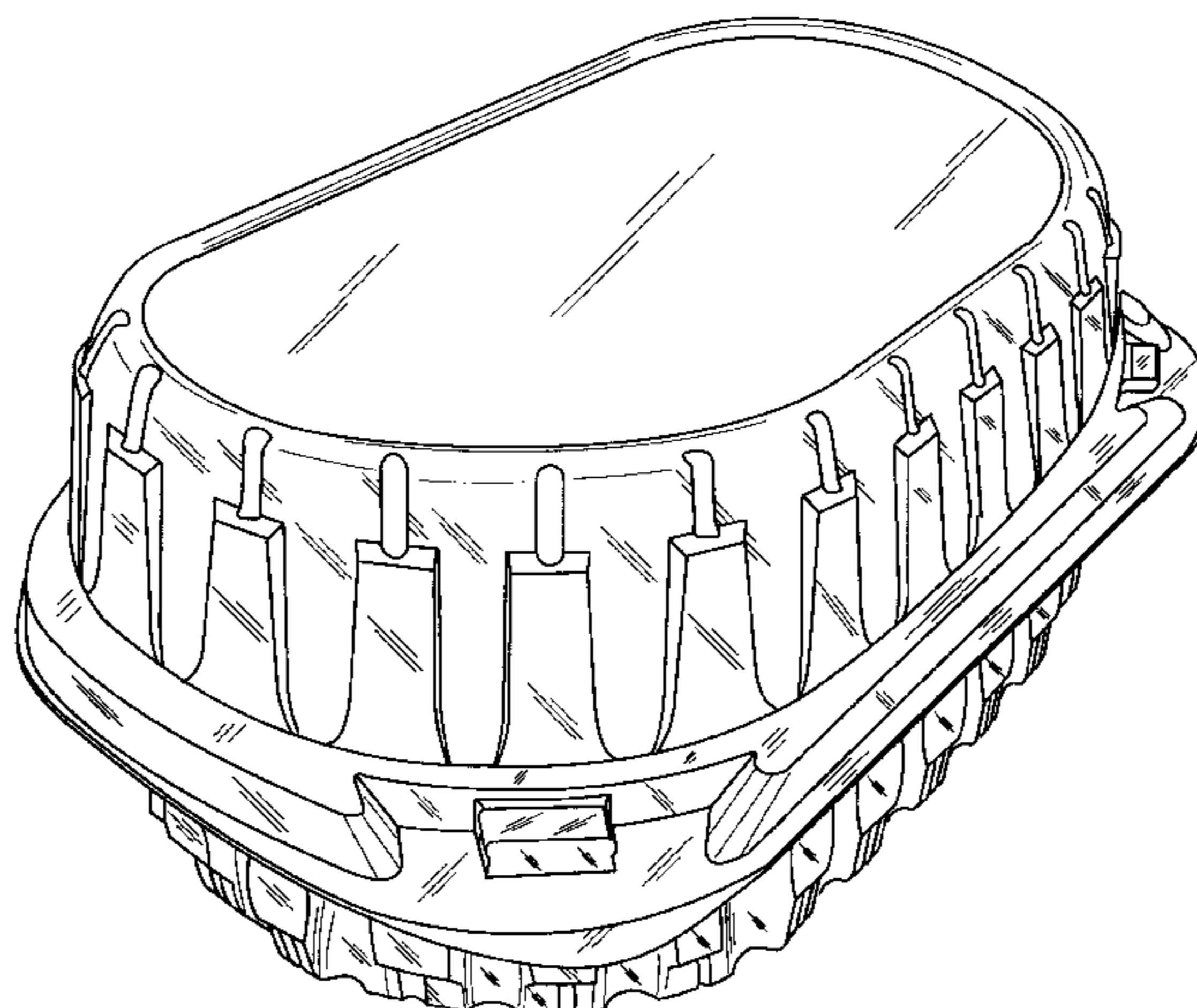
(57) **CLAIM**

The ornamental design for a container, as shown.

DESCRIPTION

FIG. 1 is a perspective view of the container, in a closed position, showing our new design;
 FIG. 2 is a front view of the container in a closed position;
 FIG. 3 is a rear view of the container in a closed position;
 FIG. 4 is a right side view of the container in a closed position;
 FIG. 5 is a left side view of the container in a closed position;
 FIG. 6 is a bottom plan view of the top portion of the container;
 FIG. 7 is a top plan view of the bottom portion of the container;
 FIG. 8 is a perspective view of the container, in an open position, showing our new design;
 FIG. 9 is a front view of the container in an open position;
 FIG. 10 is a rear view of the container in an open position;
 FIG. 11 is a right side view of the container in an open position;
 FIG. 12 is a left side view of the container in an open position;
 FIG. 13 is a top plan view of the container in an open position; and,
 FIG. 14 is a bottom plan view of the container in an open position.

1 Claim, 8 Drawing Sheets



US D439,160 S

Page 2

U.S. PATENT DOCUMENTS

D. 116,150	8/1939	Sharlitt et al. .	
D. 119,403	3/1940	Spence .	
D. 122,589	9/1940	Bastress .	
D. 132,281	6/1942	Miller et al. .	
D. 163,032	4/1951	Forman .	
D. 163,110	5/1951	Forman .	
D. 165,933	2/1952	Peters .	
D. 166,564	4/1952	Peters .	
D. 190,751	6/1961	Schwartz et al. .	
D. 194,155	11/1962	Gottsegen .	
D. 194,682	2/1963	Pachmayr et al. .	
D. 195,602	7/1963	Bostrom .	
D. 195,699	7/1963	Bostrom .	
D. 197,310	1/1964	Butzko .	
D. 197,584	2/1964	Nascher .	
D. 197,993	4/1964	Mojonnier .	
D. 198,545	6/1964	Bostrom .	
D. 198,804	8/1964	Stevens .	
D. 209,990	1/1968	Costa, Jr. et al. .	
D. 213,718	4/1969	Blisa .	
D. 215,413	9/1969	Donovan .	
D. 218,804	9/1970	Doubleday .	
D. 218,927	10/1970	Artx .	
D. 220,031	3/1971	Donovan .	
D. 220,448	4/1971	Swett et al. .	
D. 220,749	5/1971	Artz .	
D. 220,752	5/1971	Artz .	
D. 221,604	8/1971	Rodolakis .	
D. 223,144	3/1972	Block .	
D. 224,206	7/1972	Cyr et al. .	
D. 225,050	11/1972	Cannell .	
D. 225,364	12/1972	Antoni .	
D. 226,776	4/1973	Mider .	
D. 227,226	6/1973	Bird .	
D. 227,851	7/1973	Nowland et al. .	
D. 235,498	6/1975	Day .	
D. 235,499	6/1975	Day .	
D. 243,430	2/1977	Thrush .	
D. 246,289	11/1977	Boucher .	
D. 249,234	9/1978	Limon et al. .	
D. 250,929	1/1979	Gerstman et al. .	
D. 253,514	11/1979	Etelson .	
D. 255,659	7/1980	Dugan et al. .	
D. 255,857	7/1980	Zimmermann .	
D. 256,308	8/1980	Zimmermann .	
D. 256,646	9/1980	Painter et al. .	
D. 258,632	3/1981	Commisso .	
D. 259,543	6/1981	Commisso et al. .	
D. 259,774	7/1981	Criscitiello, Jr. .	
D. 261,588	11/1981	Fischte .	
D. 263,023	2/1982	Commisso .	
D. 263,798	4/1982	Edwards .	
D. 269,323	6/1983	Cillario .	
D. 274,790	7/1984	Bixler et al. .	
D. 275,636	9/1984	Picozza .	
D. 276,216	11/1984	Michaud .	
D. 280,060	8/1985	Holzkopf .	
D. 280,182	8/1985	Tyler .	
D. 283,666	5/1986	Holzkopf .	
D. 284,747	7/1986	Doman .	
D. 284,944	8/1986	Carlson .	
D. 285,638	9/1986	Trivison .	
D. 287,104	12/1986	Holden .	
D. 287,207	12/1986	Daenen et al. .	
D. 287,208	12/1986	Daenen et al. .	
D. 288,295	2/1987	Holden .	
D. 290,232	6/1987	Holzkopf et al. .	
D. 291,066	7/1987	Antoine .	
D. 296,191	6/1988	Yoshida et al. .	
D. 298,000	10/1988	Ritman .	
D. 298,304	11/1988	Meyer .	
D. 298,791	12/1988	Holzkopf .	
D. 303,337	9/1989	Holma .	
D. 304,909	12/1989	Natori .	
D. 305,409	1/1990	Michaud et al. .	
D. 309,554	7/1990	Meisner .	
D. 312,024	11/1990	Antoni et al. .	
D. 312,025	11/1990	Antoni et al. .	
D. 312,026	11/1990	Antoni et al. .	
D. 326,743	6/1992	Haynes .	
D. 328,705	8/1992	Krupa .	
D. 329,198	9/1992	Krupa .	
D. 334,323	3/1993	Rohrbeck .	
D. 336,216	6/1993	Rohrbeck .	
D. 339,744	* 9/1993	Seppala D9/425	
D. 340,882	11/1993	Holtkamp, Jr. .	
D. 341,316	11/1993	Fritz et al. .	
D. 343,576	1/1994	Krupa .	
D. 345,305	3/1994	Host .	
D. 345,894	4/1994	Krupa .	
D. 345,912	4/1994	Krupa .	
D. 346,554	5/1994	Krupa .	
D. 348,608	7/1994	Wyslotsky .	
D. 349,456	8/1994	Wilson .	
D. 349,832	8/1994	Sarnoff et al. .	
D. 351,999	11/1994	Krupa .	
D. 352,000	11/1994	Hansen et al. .	
D. 352,203	11/1994	Campbell et al. .	
D. 352,204	11/1994	Hayes et al. .	
D. 358,091	5/1995	Warburton .	
D. 361,035	* 8/1995	Krupa D9/425 X	
D. 361,036	8/1995	Krupa .	
D. 363,879	* 11/1995	Krupa et al. D9/425 X	
D. 366,395	1/1996	Wyatt et al. .	
D. 366,613	1/1996	Fultz .	
D. 374,376	10/1996	Goins et al. .	
D. 375,683	11/1996	Schoff .	
D. 377,580	1/1997	Hayes et al. .	
D. 378,180	2/1997	Hayes et al. .	
D. 379,431	5/1997	Mangla .	
D. 379,587	6/1997	Goins et al. .	
D. 382,795	8/1997	Abayhan et al. .	
D. 382,796	* 8/1997	Mangla D9/429	
D. 384,247	9/1997	Smith et al. .	
D. 384,862	10/1997	Hayes et al. .	
D. 386,075	11/1997	Hayes et al. .	
D. 386,081	11/1997	Hayes et al. .	
D. 388,699	1/1998	Hayes et al. .	
D. 388,703	1/1998	Hayes et al. .	
D. 389,056	1/1998	Hayes et al. .	
D. 389,057	1/1998	Hayes et al. .	
D. 392,881	3/1998	Bulcher et al. .	
D. 393,204	* 4/1998	Gions et al. D9/425	
D. 393,801	4/1998	Hayes et al. .	
D. 394,985	6/1998	Curtis et al. .	
D. 410,840	* 6/1999	Wyslotsky et al. D9/418	
T909,015	4/1973	Pecka .	
1,848,120	3/1932	Fisher .	
1,926,240	9/1933	Maas .	
2,096,825	10/1937	Roman .	
2,246,695	6/1941	Phillips .	
2,343,128	2/1944	Anderson .	
2,352,684	7/1944	Braddock .	
2,496,619	2/1950	Cunningham, Jr. .	
2,530,910	11/1950	Schnaeel .	
2,637,617	5/1953	Stotter .	
2,738,915	3/1956	Clair .	
2,780,385	2/1957	Tupper .	
2,914,104	11/1959	Jocelyn .	
2,999,611	9/1961	Paulson .	
3,051,346	8/1962	Grogel .	

US D439,160 S

3,054,679	9/1962	Bradford .	3,933,296	1/1976	Ruskin et al. .
3,066,824	12/1962	Bostrom .	3,935,962	2/1976	Schubert et al. .
3,077,284	2/1963	McLaughlin .	3,964,635	6/1976	Ludder .
3,082,900	3/1963	Goodman .	3,997,677	12/1976	Hirsch et al. .
3,101,864	8/1963	Glickman .	4,030,850	6/1977	Hyde .
3,104,776	9/1963	Bostrom .	4,057,167	11/1977	Payne .
3,121,507	2/1964	Weiss .	4,058,214	11/1977	Mancuso .
3,128,933 *	4/1964	Hohnjec 229/406	4,061,241	12/1977	Retelny .
3,131,846	5/1964	Whiteford .	4,078,696	3/1978	Crisci .
3,149,747	9/1964	Burgess .	4,079,857	3/1978	Crisci .
3,151,799	10/1964	Engles, Jr. et al. .	4,081,646	3/1978	Goltsos .
3,154,215	10/1964	Vesconte .	4,096,986	6/1978	Florian .
3,172,768	3/1965	Joosten et al. .	4,098,453	7/1978	Arneson .
3,179,036	4/1965	Luker .	4,111,305	9/1978	Thomas .
3,216,148	11/1965	Amberg .	4,127,189	11/1978	Shumrak et al. .
3,234,077	2/1966	Reifers et al. .	4,132,344	1/1979	Jewell .
3,246,786	4/1966	Holley .	4,146,170	3/1979	Medendorp .
3,252,683	5/1966	Uetzmann .	4,159,062	6/1979	Levenhagen .
3,253,762	5/1966	Gaunt .	4,183,435	1/1980	Thompson et al. .
3,303,964	2/1967	Luker .	4,193,496	3/1980	Barratt .
3,318,283	5/1967	Maclam et al. .	4,197,940	4/1980	DeRossett .
3,326,408	6/1967	Ringlen .	4,201,301	5/1980	Aggio .
3,335,846	8/1967	Mills .	4,206,845	6/1980	Christian .
3,344,974	10/1967	Bostrom .	4,210,248	7/1980	Engdahl, Jr. .
3,381,872	5/1968	Holder et al. .	4,210,674	7/1980	Mitchell .
3,401,863	9/1968	Earl .	4,212,234	7/1980	DeCourcy .
3,420,431	1/1969	Donovan .	4,234,097	11/1980	Daenen .
3,430,803	3/1969	Nelson .	4,244,470	1/1981	Burnham .
3,434,625	3/1969	Embry, Jr. .	4,253,600	3/1981	Schubert .
3,443,720	5/1969	Al-Roy .	4,279,357	7/1981	Robinson .
3,447,714	6/1969	Elliot .	4,280,635	7/1981	Murphy .
3,452,896	7/1969	Elliot .	4,294,371	10/1981	Davis .
3,460,711	8/1969	Al-Roy .	4,298,133	11/1981	Davis .
3,464,832	9/1969	Mullinix .	4,351,164	9/1982	Christiani .
3,511,288	5/1970	Swett et al. .	4,360,118	11/1982	Stern .
3,511,433 *	5/1970	Andrews et al. 220/4.23	4,361,233	11/1982	Holkestad .
3,552,595	1/1971	Gerner et al. .	4,362,252	12/1982	Graff .
3,565,146	2/1971	Arnolds .	4,373,636	2/1983	Hoffman .
3,568,916	3/1971	Scheuring .	4,375,862	3/1983	Kurinsky et al. .
3,586,162	6/1971	Townsend .	4,376,493	3/1983	Gall .
3,590,988	7/1971	Hollar .	4,390,113	6/1983	Bird .
3,613,938	10/1971	Westcott .	4,403,712	9/1983	Wiesinger .
3,620,411	11/1971	Rump .	4,412,630	11/1983	Daenen .
3,633,785	1/1972	Cyr et al. .	4,416,906	11/1983	Watkins .
3,651,981	3/1972	Kinney .	4,421,244	12/1983	Van Melle .
3,675,811	7/1972	Artz .	4,439,656	3/1984	Peleg .
3,690,902	9/1972	Dahl .	4,440,303	4/1984	Seager .
3,708,086	1/1973	Colato .	4,446,986	5/1984	Bowen et al. .
3,710,975	1/1973	Jansen .	4,452,356	6/1984	Dahl .
3,732,976	5/1973	Bessett et al. .	4,456,164	6/1984	Foster et al. .
3,737,068	6/1973	Bird .	4,466,552	8/1984	Butterworth et al. .
3,753,512	8/1973	Curry .	4,472,440	9/1984	Bank .
3,770,115	11/1973	Cannell .	4,473,165	9/1984	Lentjes .
3,771,712	11/1973	Richards .	4,478,349	10/1984	Haverland, Jr. et al. .
3,786,982	1/1974	Rakes et al. .	4,486,640	12/1984	Bowen et al. .
3,794,090	2/1974	Commisso .	4,494,650	1/1985	Cullen .
3,795,360	3/1974	Bianchi et al. .	4,503,991	3/1985	Joyce .
3,811,560	5/1974	Schilling et al. .	4,505,404	3/1985	Perchak et al. .
3,815,736	6/1974	Sedlak .	4,505,962	3/1985	Lu .
3,848,795	11/1974	Bird et al. .	4,512,474	4/1985	Harding .
3,851,782	12/1974	Clawson et al. .	4,530,344	7/1985	Iyengar et al. .
3,851,789	12/1974	Case et al. .	4,533,585	8/1985	Holden .
3,858,756	1/1975	Fulton .	4,535,889	8/1985	Terauds .
3,858,786	1/1975	Vogt .	4,545,487	10/1985	Asmus .
3,876,130	4/1975	Haase .	4,602,719	7/1986	Borst .
3,884,383	5/1975	Burch et al. .	4,640,838	2/1987	Isakson et al. .
3,900,550	8/1975	Oliver et al. .	4,644,931	2/1987	Veth .
3,902,540	9/1975	Commisso .	4,648,511	3/1987	Ritman .
3,912,118	10/1975	Bird .	4,650,076	3/1987	Padovani .
3,918,378	11/1975	Clawson et al. .	4,653,685	3/1987	Leary et al. .
3,933,295	1/1976	Congleton .	4,660,716	4/1987	McMahon et al. .

US D439,160 S

Page 4

4,661,672	4/1987	Nakanaga .	5,269,430	12/1993	Schlauptiz et al. .
4,703,149	10/1987	Sugisawa et al. .	5,287,959	2/1994	Hansen et al. .
4,704,510	11/1987	Matsui .	5,300,748 *	4/1994	Colombo 229/903 X
4,705,163	11/1987	James .	5,322,182	6/1994	Fritz .
4,730,731	3/1988	Allison .	5,335,787	8/1994	Finchum et al. .
4,741,452	5/1988	Holzkopf .	5,339,973	8/1994	Edwards et al. .
4,742,934	5/1988	Michaud et al. .	5,345,069	9/1994	Grindrod .
4,750,614	6/1988	Fischer et al. .	5,351,880 *	10/1994	Goudreau 229/109 X
4,753,351	6/1988	Guillin .	5,405,009	4/1995	Hackendracht .
4,756,446	7/1988	Gen et al. .	5,413,239	5/1995	Rider, Jr. .
4,764,391	8/1988	Wasserman et al. .	5,414,248	5/1995	Phillips .
4,771,934	9/1988	Kalmanides .	5,423,453	6/1995	Fritz .
4,784,273	11/1988	Niemetz .	5,423,477	6/1995	Valdman et al. .
4,801,017	1/1989	Artusi .	5,437,383	8/1995	Stull .
4,802,258	2/1989	Jensen .	5,441,166	8/1995	Lucas, Jr. et al. .
4,809,868	3/1989	Pomroy .	5,447,234	9/1995	Faulstick et al. .
4,844,263	7/1989	Hadtke .	5,456,379	10/1995	Krupa et al. .
4,847,459	7/1989	Desai .	5,464,969	11/1995	Miller .
4,856,674	8/1989	Berney .	5,471,718	12/1995	Harrill .
4,859,822	8/1989	Ragusa et al. .	5,515,993	5/1996	McManus .
4,863,054	9/1989	Capetta .	5,518,133	5/1996	Hayes et al. .
4,863,058	9/1989	Antoni et al. .	5,529,178	6/1996	Gorlich .
4,867,303	9/1989	Beckerman et al. .	5,577,627	11/1996	Richie-Dubler .
4,873,101	10/1989	Larson et al. .	5,587,192	12/1996	Beizermann .
4,874,083	10/1989	Antoni et al. .	5,605,231	2/1997	Borsboom et al. .
4,874,088	10/1989	Leben .	5,605,646	2/1997	Colombo et al. .
4,882,463	11/1989	Kyougoku et al. .	5,607,709	3/1997	Fritz et al. .
4,883,195	11/1989	Ott et al. .	5,662,237	9/1997	Cain .
4,889,239	12/1989	Sandish et al. .	5,685,453	11/1997	Goins et al. .
4,901,884	2/1990	Kallenbach .	5,693,388	12/1997	Castner et al. .
4,916,280	4/1990	Havette .	5,730,313	3/1998	Hayes et al. .
4,947,993	8/1990	Bruml et al. .	5,758,791	6/1998	Mangla .
4,962,854	10/1990	Ricci .	5,758,794	6/1998	Rider, Jr. et al. .
4,974,738	12/1990	Kidd et al. .	5,762,231	6/1998	Rider, Jr. et al. .
4,976,370	12/1990	Cassel .	5,772,070	6/1998	Hayes et al. .
4,991,732	2/1991	La Barge et al. .			
4,994,638	2/1991	Iorns et al. .			
5,004,121	4/1991	Howe .			
5,012,928	5/1991	Proffitt et al. .	1117491	2/1982	(CA) .
5,018,624	5/1991	Arneson et al. .	1187045	5/1985	(CA) .
5,046,659 *	9/1991	Warburton 220/4.23 X	476613	9/1969	(CH) .
5,094,355	3/1992	Clark et al. .	31 10847	9/1982	(DE) .
5,115,931	5/1992	Dubach .	39 43 301	7/1991	(DE) .
5,131,551	7/1992	Wells .	0 563 781	10/1993	(EP) .
5,145,068	9/1992	Schmitz et al. .	2 044 226	10/1980	(GB) .
5,158,209	10/1992	Reil et al. .	20 78 095	1/1982	(GB) .
5,165,947	11/1992	Colucci et al. .	436471	8/1948	(IT) .
5,224,623	7/1993	LaFleur .	60-84519	5/1985	(JP) .
5,236,119	8/1993	Chu .	4-6035	1/1992	(JP) .
5,242,696	9/1993	McDevitt .			
5,266,763	11/1993	Colombo .			

FOREIGN PATENT DOCUMENTS

* cited by examiner

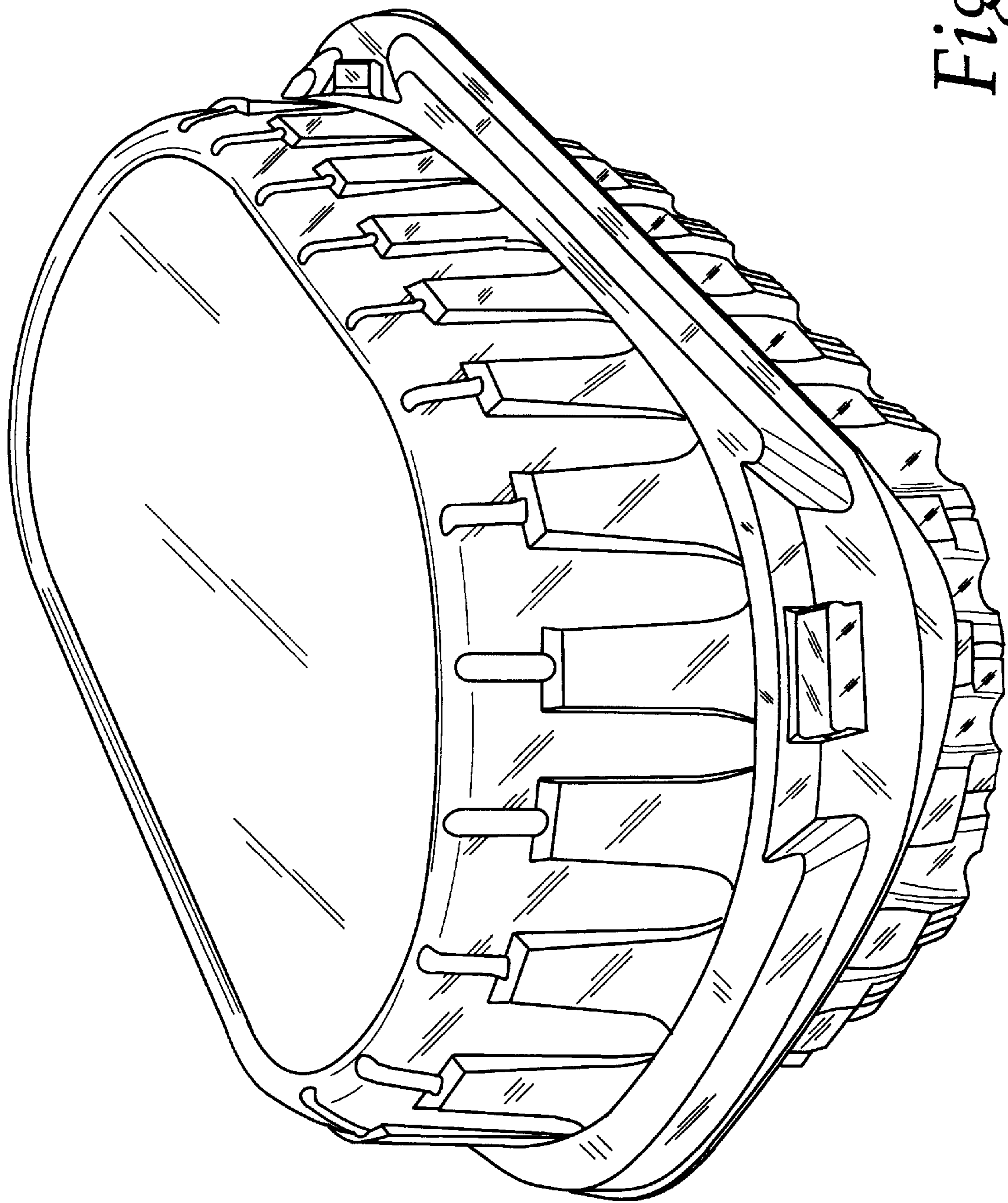


Fig. 1

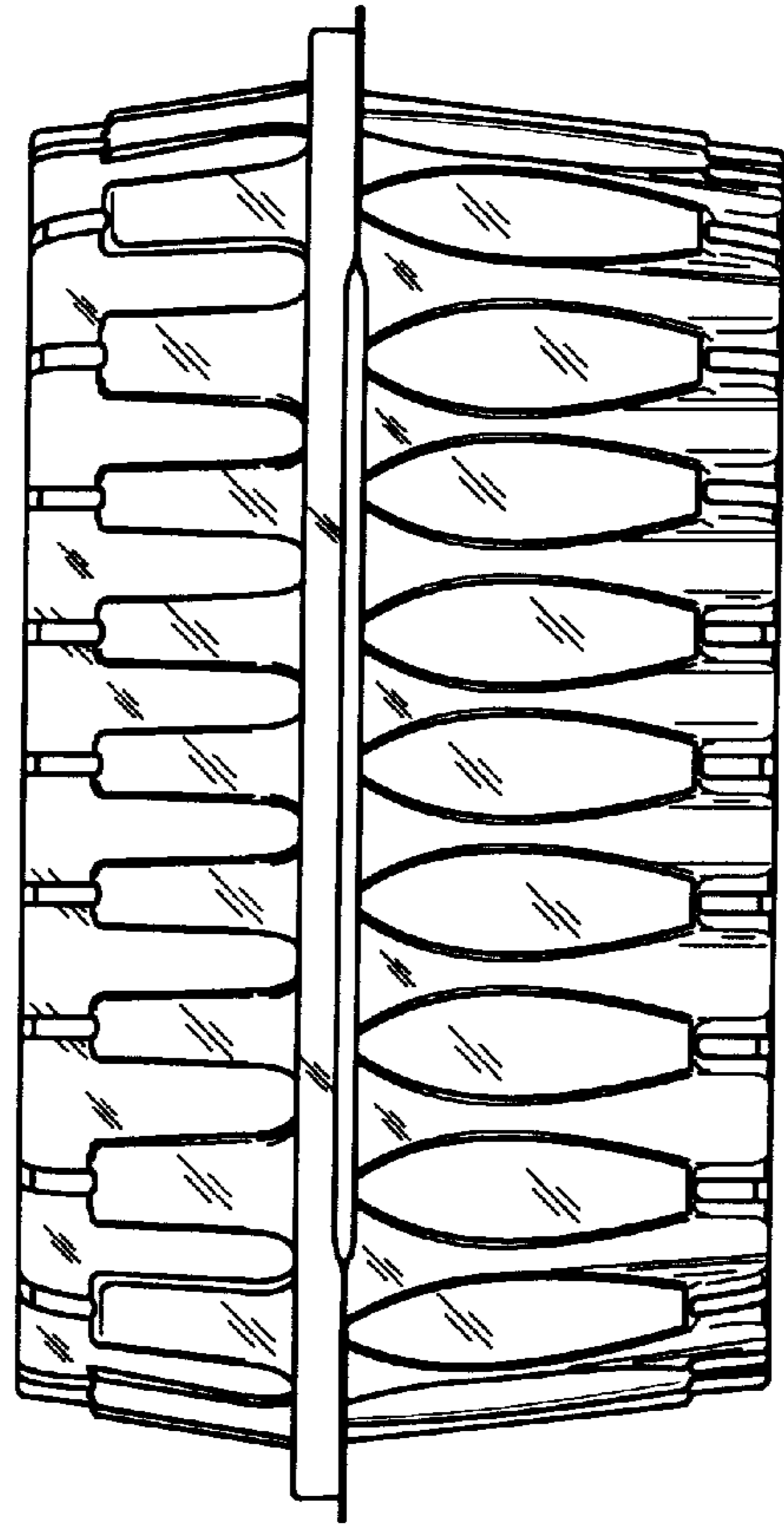


Fig. 2

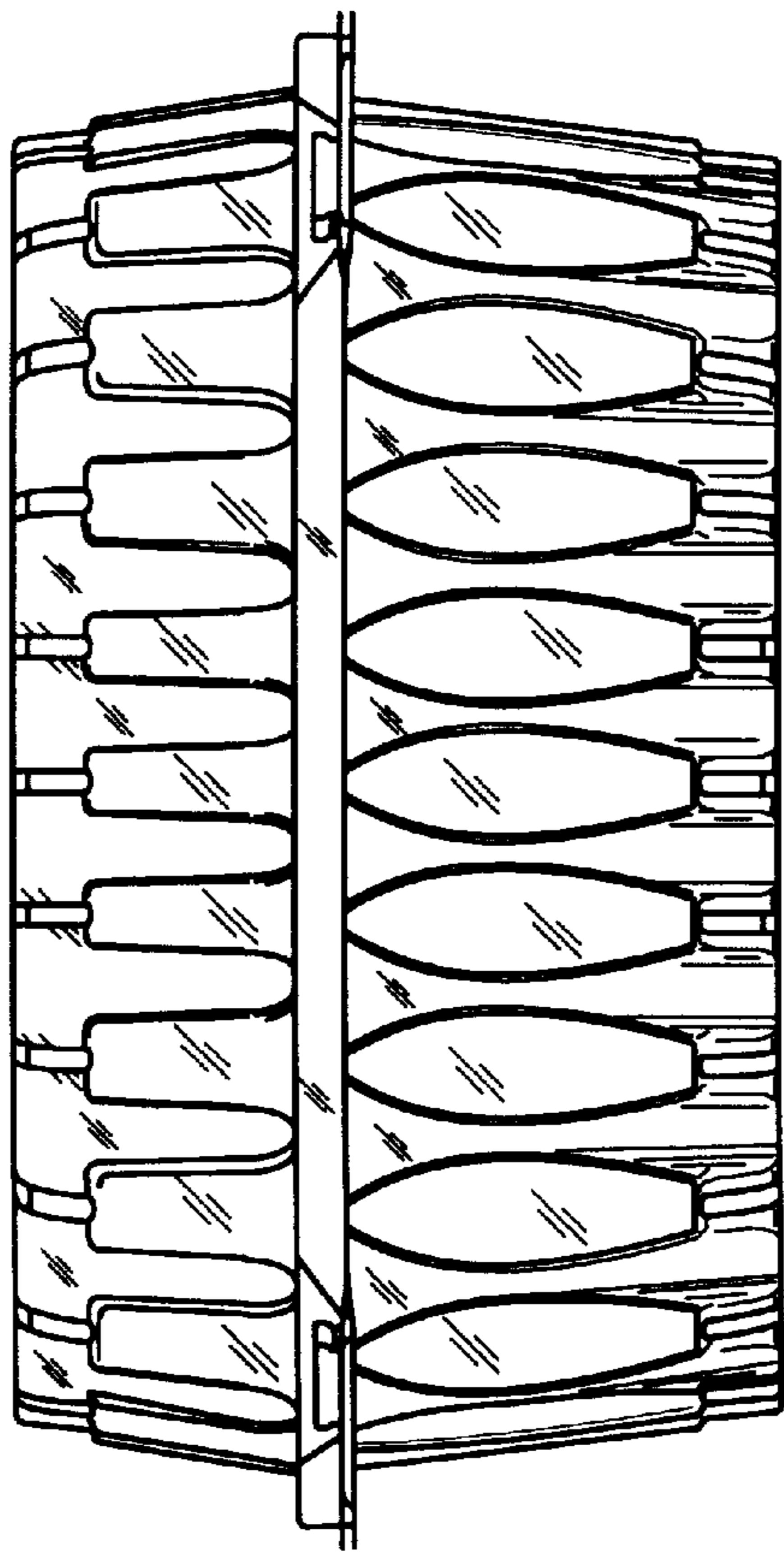


Fig. 3

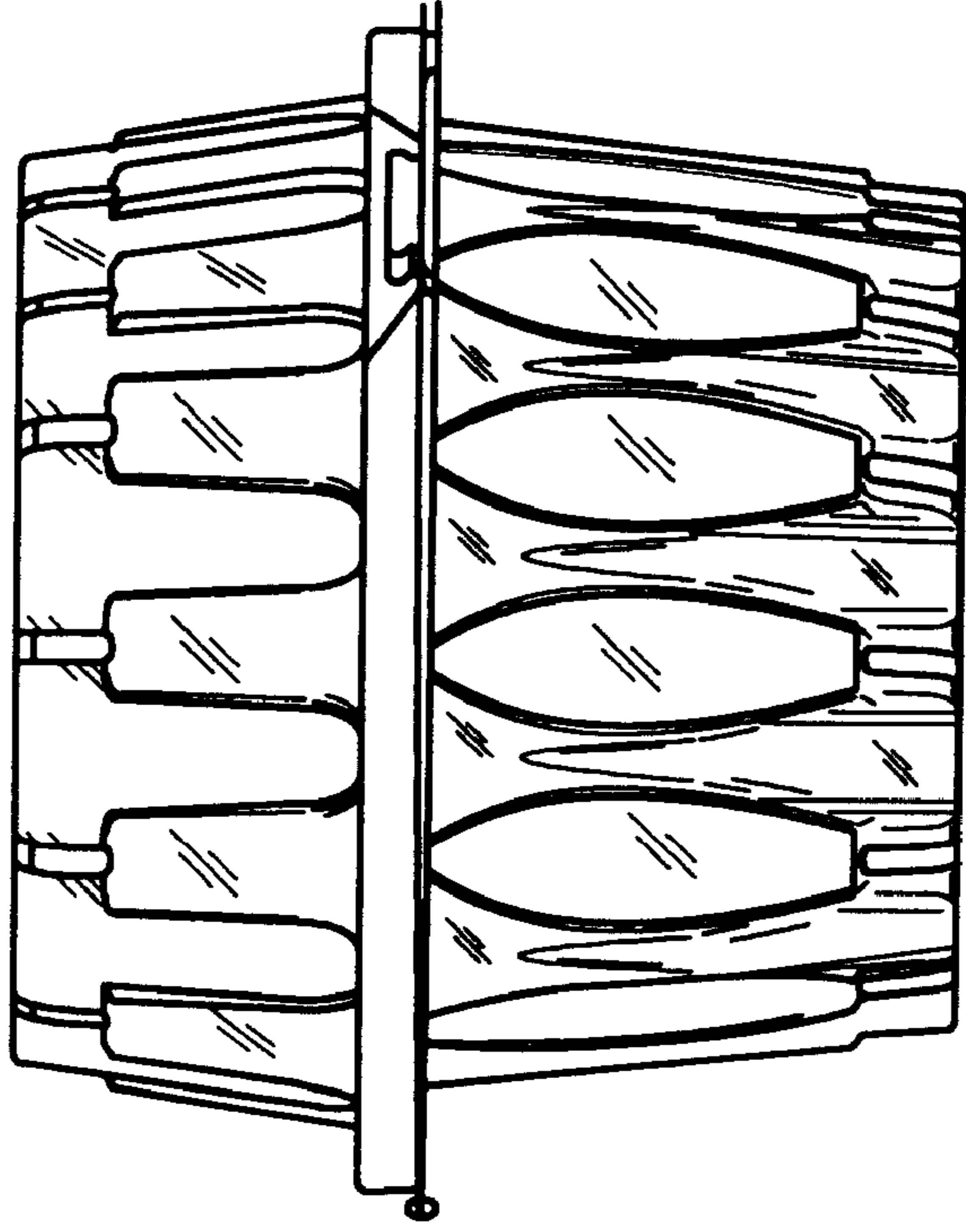


Fig. 4

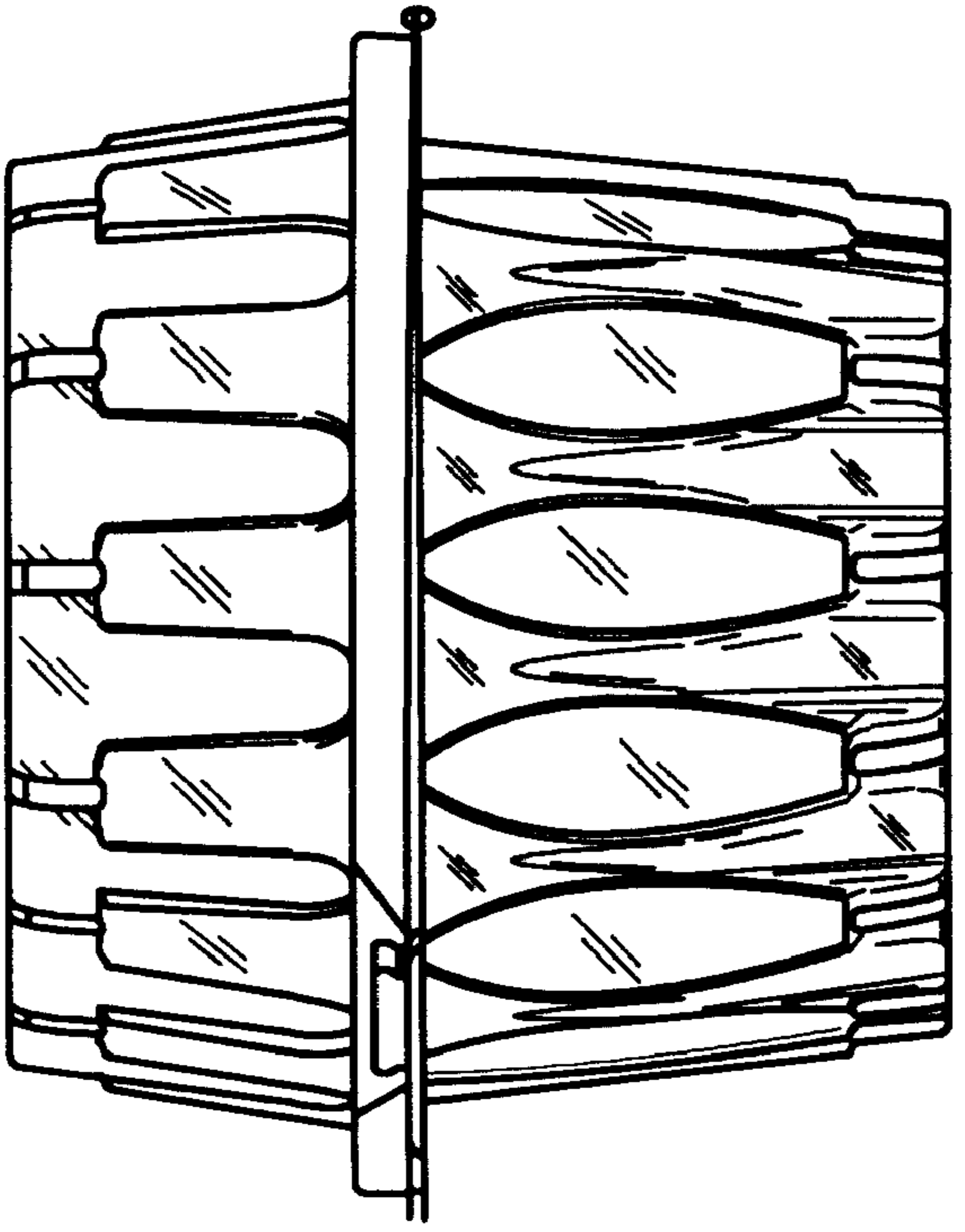


Fig. 5

Fig. 7


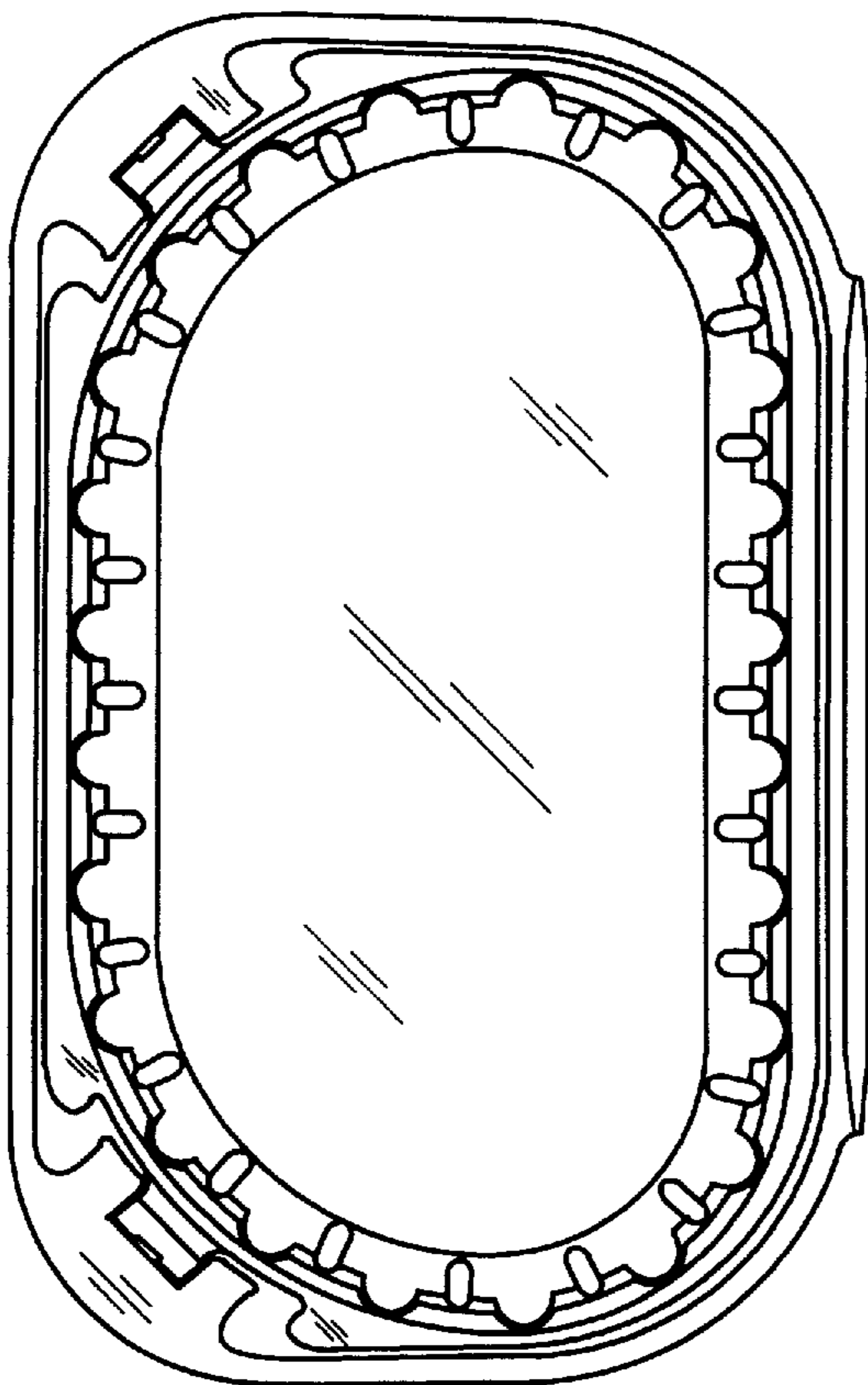


Fig. 6



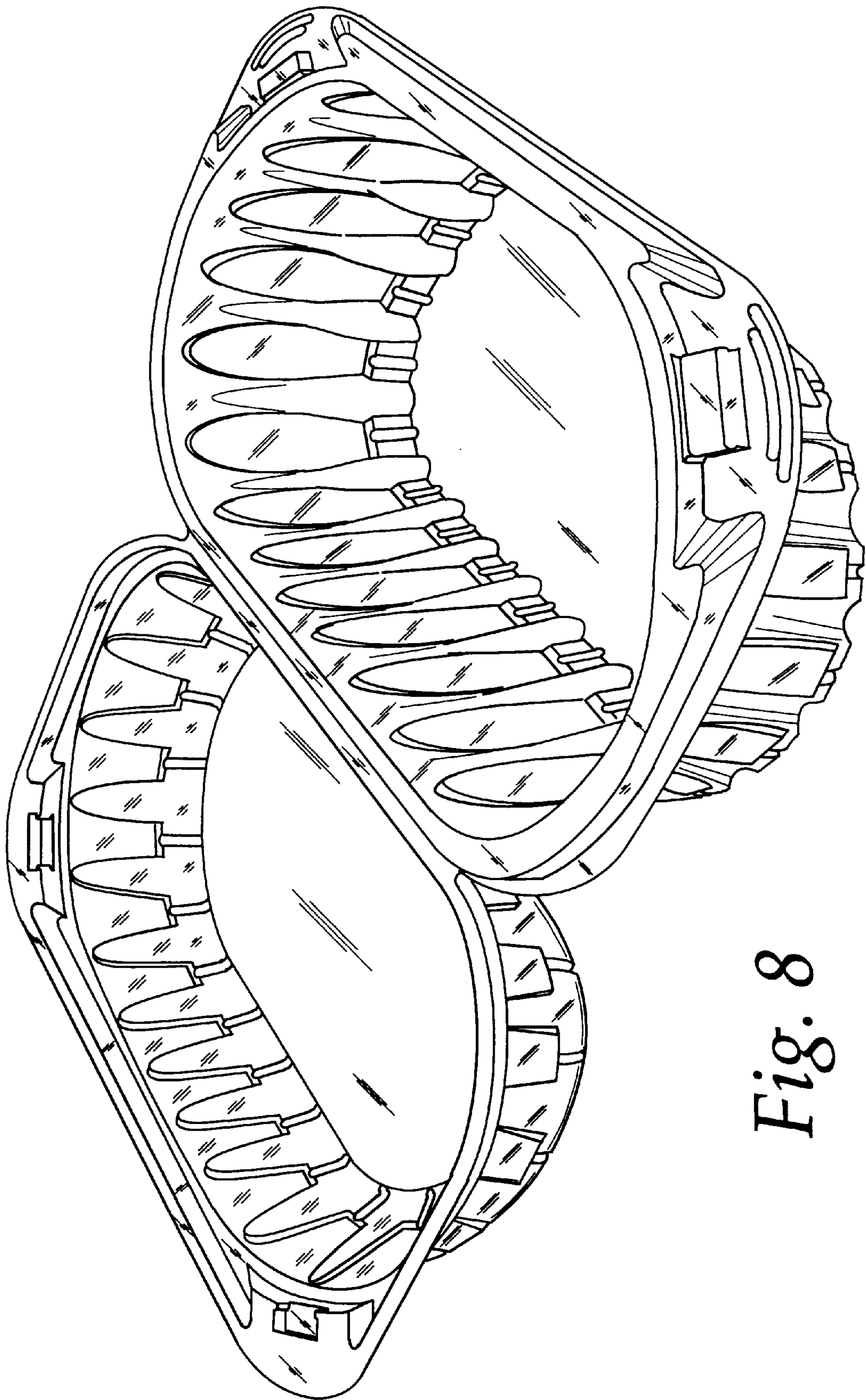


Fig. 8

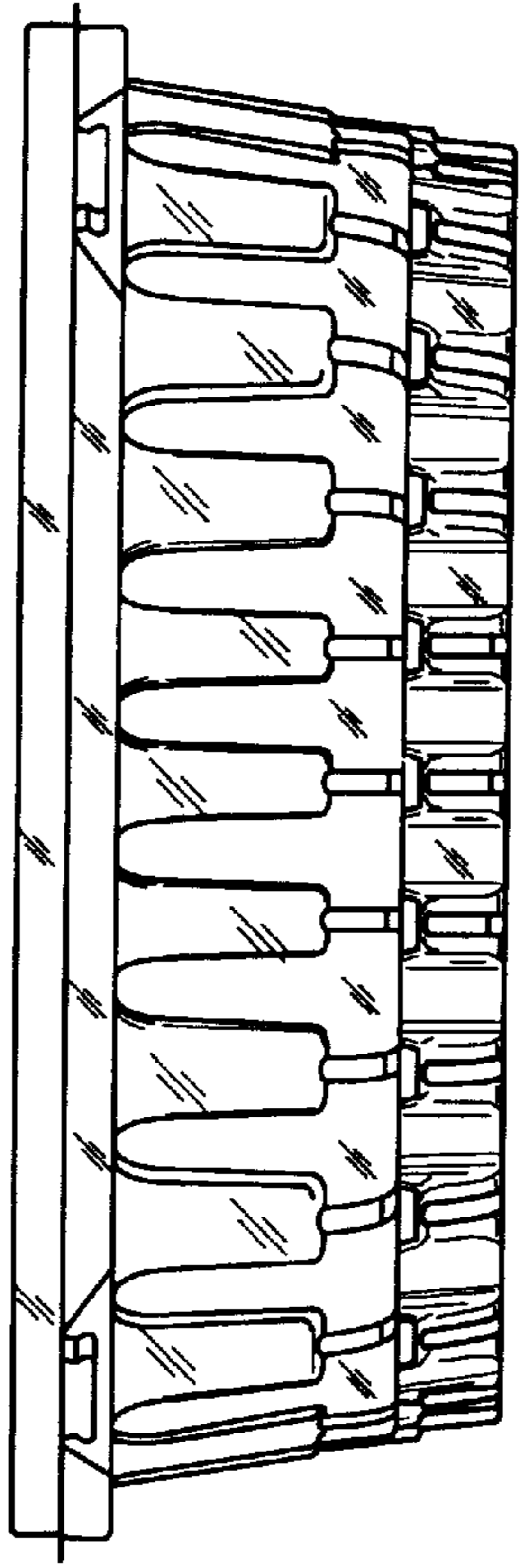


Fig. 10

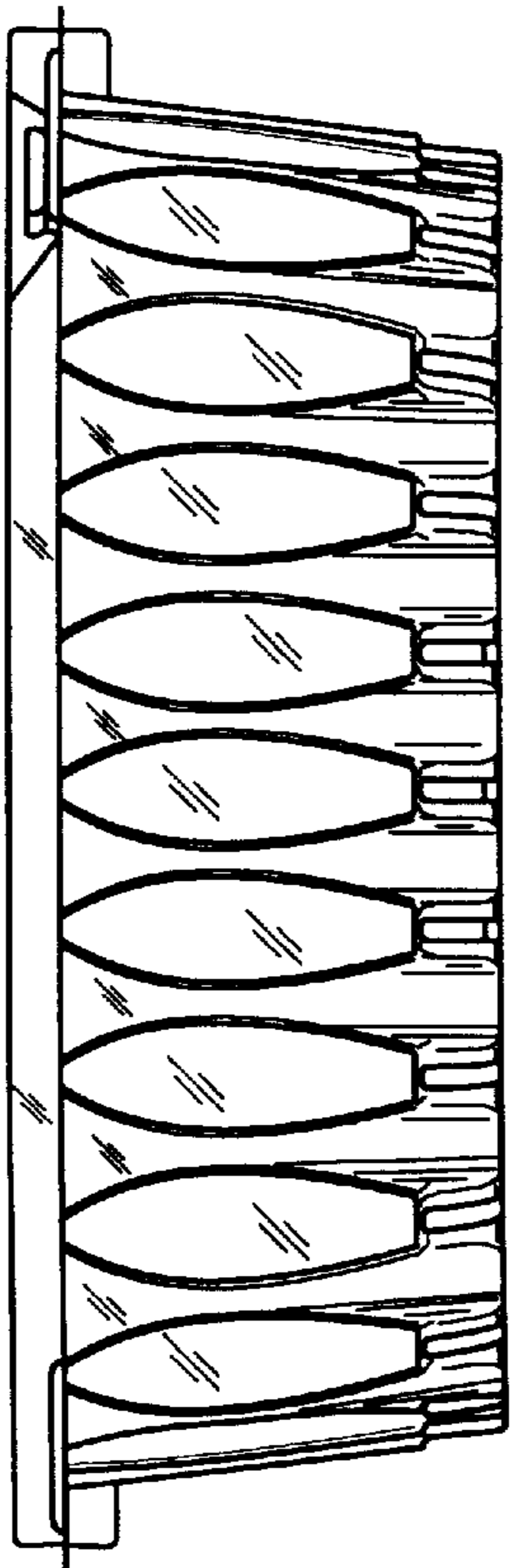


Fig. 9

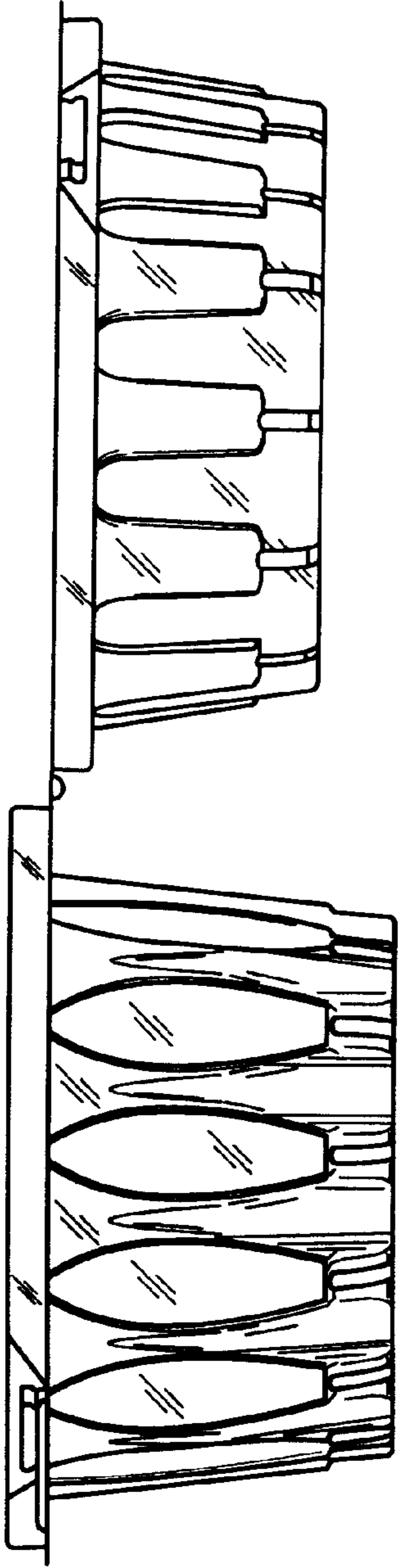


Fig. 11

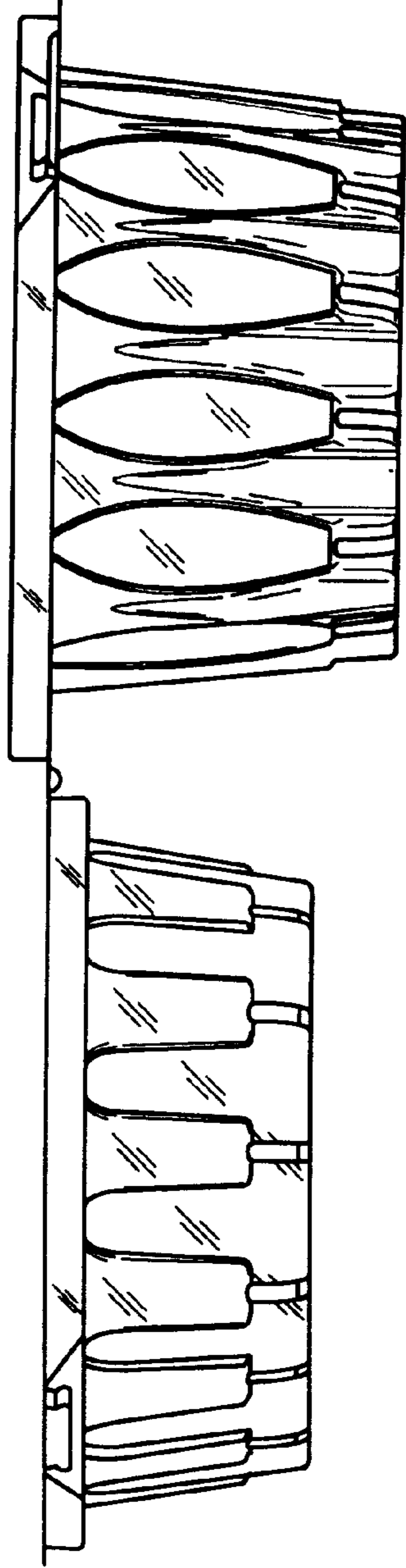


Fig. 12

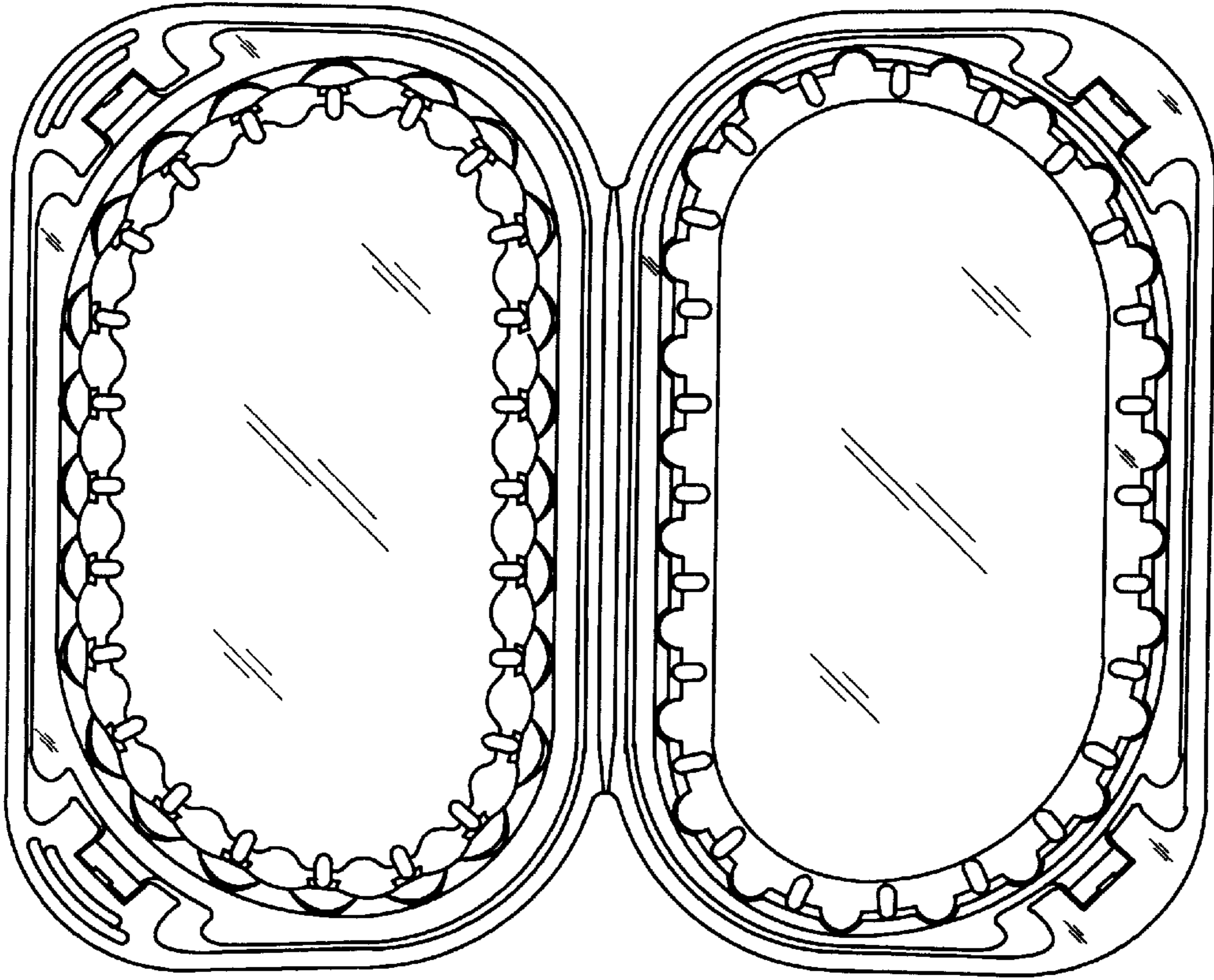


Fig. 14

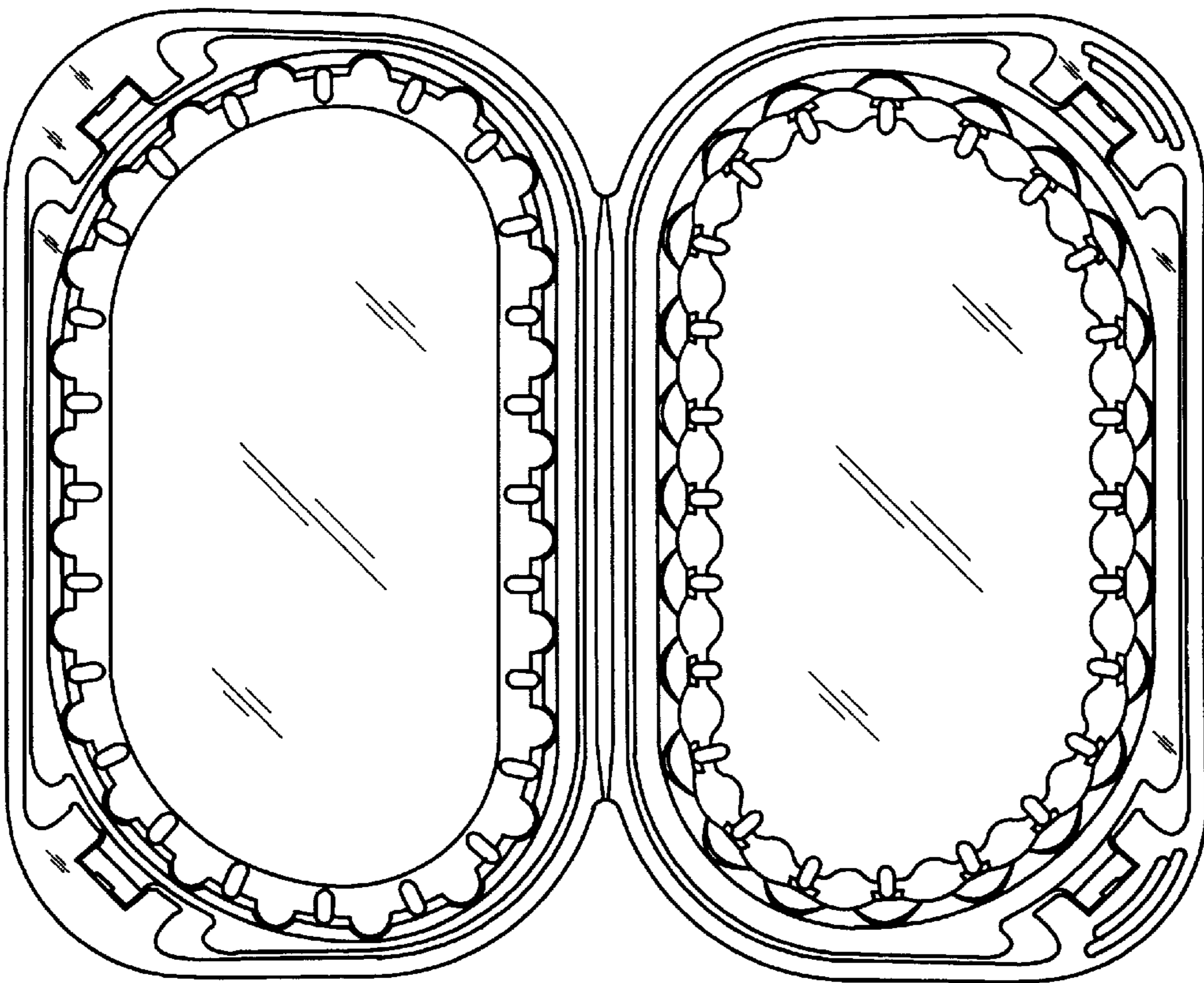


Fig. 13