



US00D439152S

(12) **United States Design Patent**  
**Davis**

(10) **Patent No.:** **US D439,152 S**

(45) **Date of Patent:** **\*\* Mar. 20, 2001**

(54) **COMPRESSED FABRIC ARTICLE PACKAGE  
HAVING A SIMULATED VAN SHAPE**

4,643,349 \* 2/1987 Sheffer ..... 229/116.4  
4,646,959 \* 3/1987 Sheffer ..... 229/116.4

(76) **Inventor:** **Alan Davis**, 5830 Oberlin Dr., Suite  
202, San Diego, CA (US) 92121

\* cited by examiner

(\*\*) **Term:** **14 Years**

*Primary Examiner*—Terry A. Wallace

(74) *Attorney, Agent, or Firm*—Brown Martin Haller &  
McClain, LLP

(21) **Appl. No.:** **29/117,668**

(57) **CLAIM**

(22) **Filed:** **Jan. 27, 2000**

The ornamental design for a compressed fabric article  
package having a simulated van shape, as shown.

(51) **LOC (7) Cl.** ..... **09-03**

(52) **U.S. Cl.** ..... **D9/308**

(58) **Field of Search** ..... D9/307, 308; D21/552,  
D21/558, 560, 424, 434; 206/457; 229/116.1,  
116.4

**DESCRIPTION**

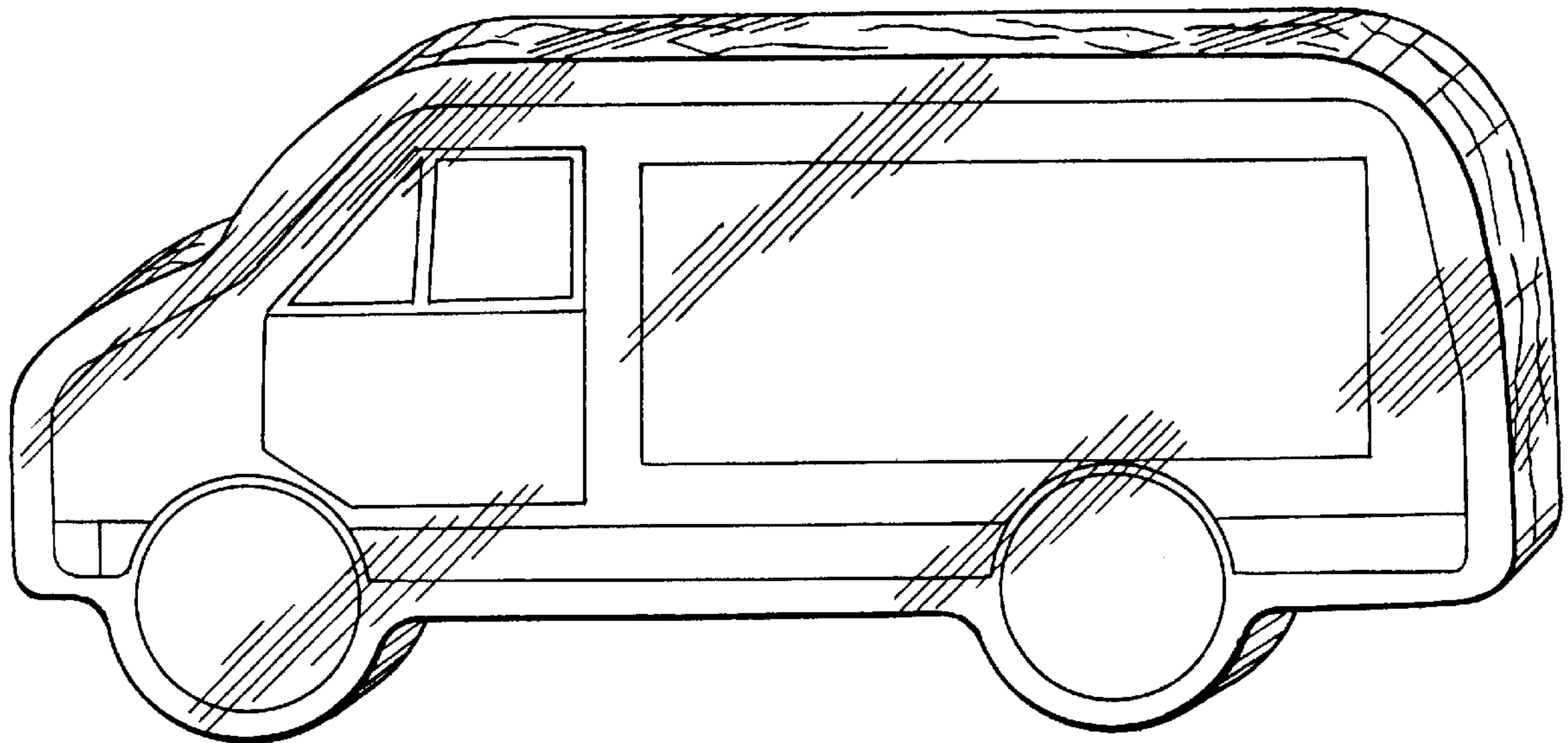
FIG. 1 is a front perspective view of a compressed fabric  
article package having a simulated van shape of the present  
invention, showing my new design;  
FIG. 2 is a bottom plan view thereof;  
FIG. 3 is a back elevation view thereof; and,  
FIG. 4 is a front end elevation view thereof.

(56) **References Cited**

**U.S. PATENT DOCUMENTS**

D. 74,522 \* 2/1928 Rozowsky ..... D9/308  
D. 220,198 \* 3/1971 Clause, Sr. .... D21/560

**1 Claim, 1 Drawing Sheet**



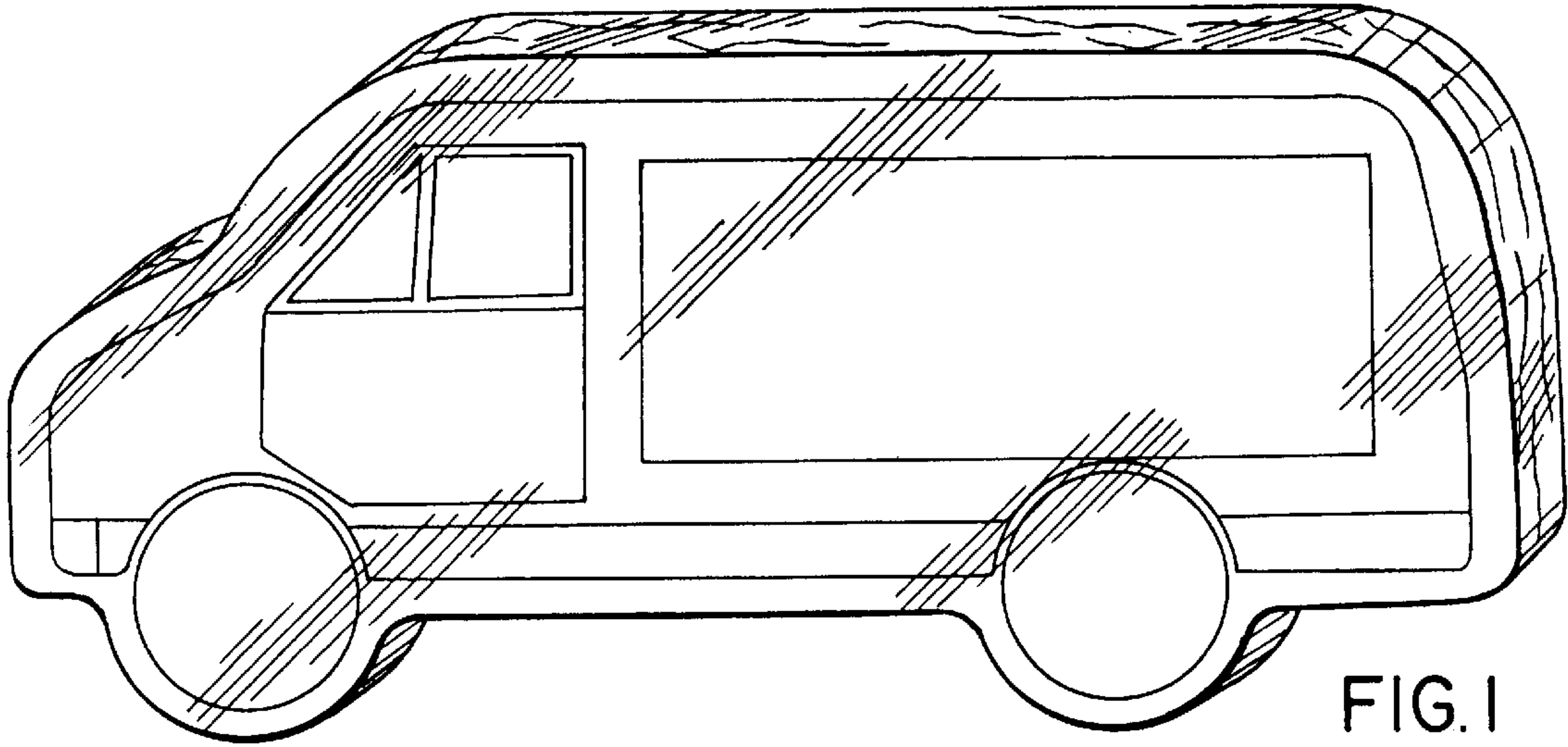


FIG. 1

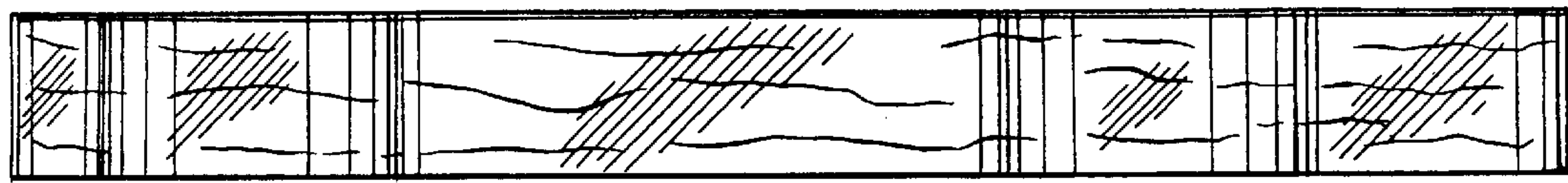


FIG. 2

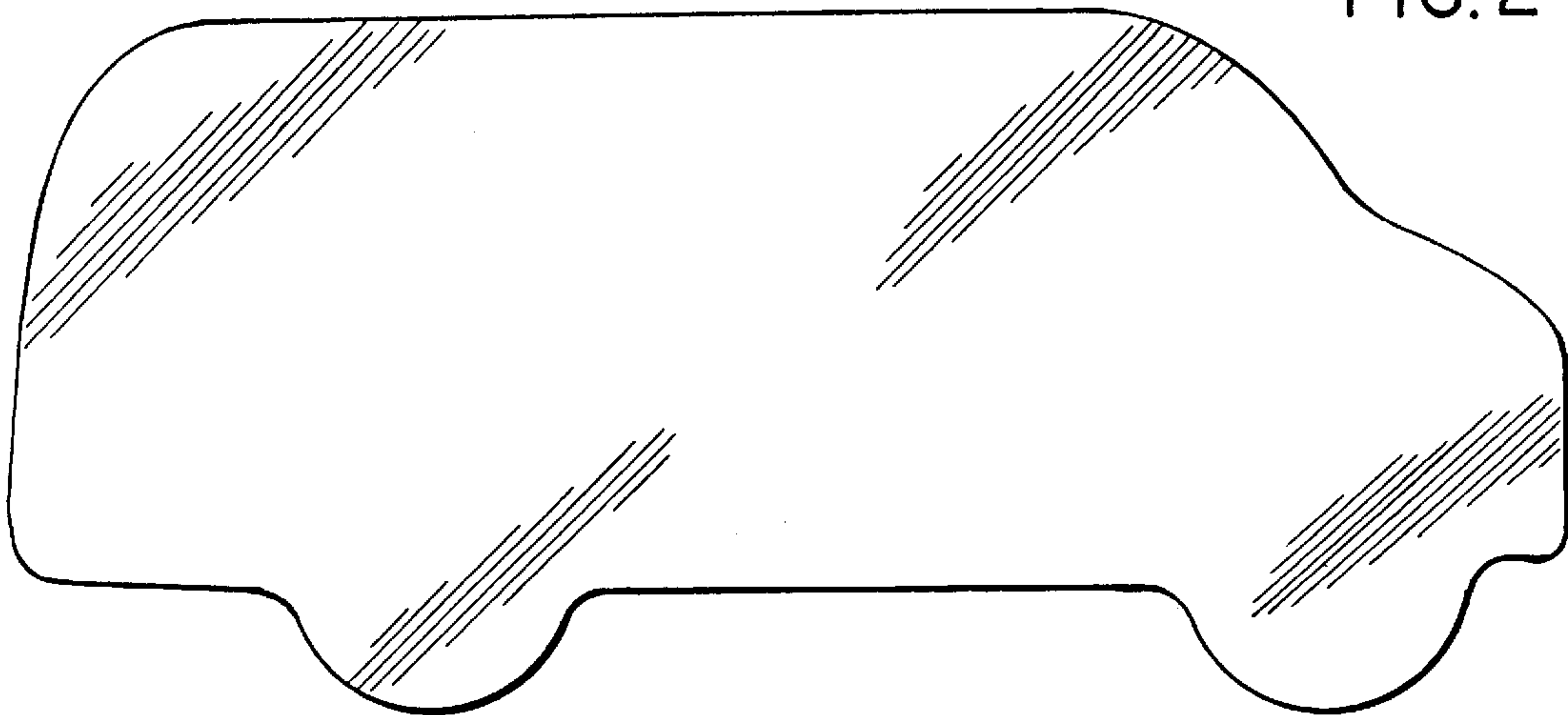


FIG. 3

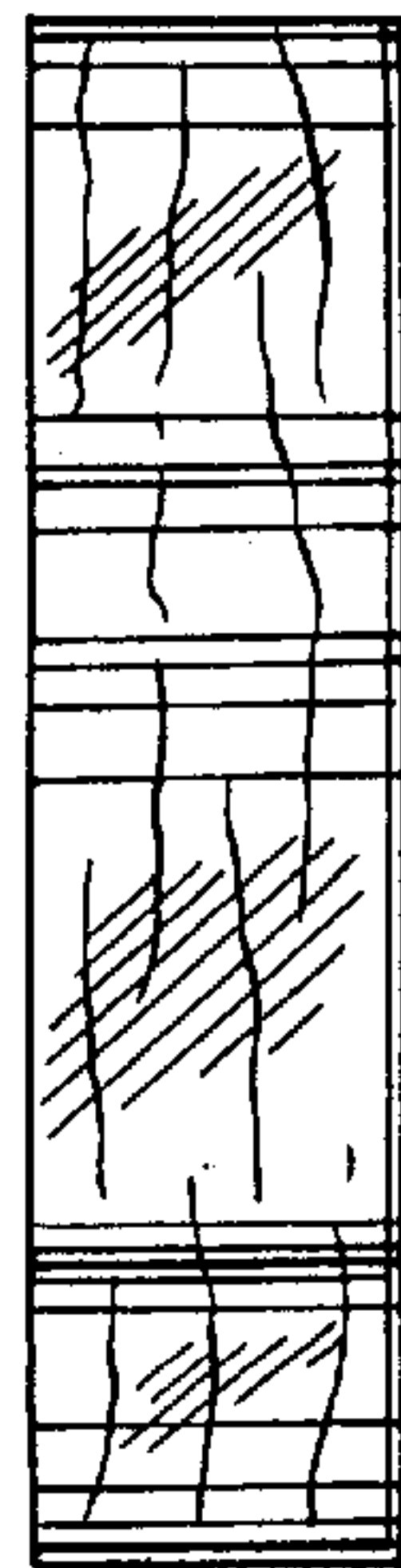


FIG. 4